

ECONOMIC COMMISSION FOR EUROPE, GENEVA

STATISTICS OF
ROAD TRAFFIC ACCIDENTS
IN EUROPE AND NORTH AMERICA

COMMISSION ÉCONOMIQUE POUR L'EUROPE, GENÈVE

STATISTIQUES DES
ACCIDENTS DE LA
CIRCULATION ROUTIÈRE
EN EUROPE ET EN AMÉRIQUE DU NORD

ЕВРОПЕЙСКАЯ ЭКОНОМИЧЕСКАЯ КОМИССИЯ, ЖЕНЕВА

СТАТИСТИКА
ДОРОЖНО-ТРАНСПОРТНЫХ
ПРОИСШЕСТВИЙ
В ЕВРОПЕ И СЕВЕРНОЙ АМЕРИКЕ

Volume LII - Том LII

2011

UNITED NATIONS
New York and Geneva



NATIONS UNIES
New York et Genève

ОРГАНИЗАЦИЯ ОБЪЕДИНЕННЫХ НАЦИЙ
Нью-Йорк и Женева

2011

The designations employed and the presentation of the material in this publication do not imply the expression of any opinion whatsoever on the part of the Secretariat of the United Nations concerning the legal status of any country, territory, city or area, or of its authorities, or concerning the delimitation of its frontiers or boundaries.

Les appellations employées dans la présente publication et la présentation des données qui y figurent n'impliquent de la part du Secrétariat de l'Organisation des Nations Unies aucune prise de position quant au statut juridique des pays, territoires, villes ou zones, ou de leurs autorités, ni quant au tracé de leurs frontières ou limites.

Употребляемые обозначения и изложение материала в настоящем издании не означают выражения со стороны Секретариата Организации Объединенных Наций какого бы то ни было мнения относительно правового статуса страны, территории, города или района, или их властей, или относительно делимитации их страны.

The Working Party on Transport Statistics, at its fifty-fifth session (9-11 June 2004), decided to make available its annual publications on the Internet site of the UNECE Transport Division as pdf documents free of charge (TRANS/WP.6/147, para. 41). Hence, until further notice, this document will be published only on the Internet.

Le Groupe de travail des Statistiques des transports, à sa cinquante-cinquième session (9-11 juin 2004) a décidé de rendre accessible gratuitement sur le site Internet de la Division des Transports CEE-ONU ses publications annuelles en format pdf (TRANS/WP.6/147, par. 41). Dorénavant, et jusqu'à nouvel ordre, ce document ne sera publié que sur le site Internet.

Рабочая группа по статистике транспорта в ходе работы 55-й сессии (9-11 июня 2004 года) приняла решение о бесплатном доступе к своим ежегодным публикациям в системе Интернет в виде документов в формате pdf (TRANS/WP.6/147, пункт 41). Таким образом, с настоящего времени и до принятия иного решения, данная публикация будет доступна только в Интернете.

Introduction

The fifty-second edition of the *Statistics of Road Traffic Accidents in Europe and North America* contains the basic statistics provided by the Governments of States members of the United Nations Economic Commission for Europe (UNECE).

Issued simultaneously in English, French and Russian, this publication is used by government services and officials for the analysis of accidents, patterns of accidents and for planning improvements in road traffic safety. This is of particular relevance for the ECE region as in the decade 1999-2008, there were on average 150 000 persons killed and about 5.5 million persons injured annually in more than 3.8 million road accidents. For this reason, a wider international audience, including the private sector, journalists, researchers, students and the general public, also use this publication.

Statistics of Road Traffic Accidents in Europe and North America is divided into three basic parts with an annex. The first part presents charts and summary tables on the overall situation and developments in road traffic accidents and casualties in the UNECE countries. The second part provides detailed statistics on road traffic accidents and includes specifics of accidents such as location, time of occurrence, road condition, personal injuries and deaths, as well as accidents influenced by alcohol. The third part shows background statistics on countries' vehicle fleets, estimates of vehicle-kilometres run and estimates of population by age group. The annex contains definitions.

As readers may know, cross-country comparability of data is not always perfect. However, every effort has been made to harmonize the definitions and ensure international comparability. Also, an Intersecretariat Working Group, composed of representatives of the UNECE, the International Transport Forum (ITF) and the Statistical Office of the European Union (EUROSTAT), prepared a common questionnaire, also containing common definitions, which further harmonizes collection of this data and avoid duplication of efforts in the various organizations. This work is supervised by the UNECE Inland Transport Committee and, more particularly, by its Working Party on Transport Statistics (WP.6). Details of this work can be found at www.unece.org/trans/main/wp6/wp6.html.

Introduction

La cinquante-deuxième édition des *Statistiques des accidents de la circulation routière en Europe et en Amérique du Nord* contient les données de base fournies par les gouvernements des États membres de la Commission économique des Nations Unies pour l'Europe (CEE-ONU).

Cette publication, éditée simultanément en anglais, français et russe, est utilisée par les services gouvernementaux et les fonctionnaires pour l'analyse des accidents et de leur répartition ainsi que pour la planification des améliorations qu'il convient d'apporter à la sécurité routière. Ceci revêt une importance particulière pour la région de la CEE, étant donné qu'au cours de la décennie 1999-2008, on a pu compter en moyenne 150 000 tués et environ 5,5 millions de blessés par an dans plus de 3,8 millions d'accidents de la route. C'est pourquoi l'audience internationale de cette publication s'étend au secteur privé, aux journalistes, aux chercheurs, aux étudiants et au grand public, qui l'utilisent également.

La publication *Statistiques des accidents de la circulation routière en Europe et en Amérique du Nord* est composée de trois parties essentielles et d'une annexe. La première partie contient des graphiques et des tableaux synthétiques sur la situation globale et l'évolution des accidents de la circulation routière et des victimes dans la région de la CEE-ONU. La deuxième partie fournit des statistiques détaillées sur les accidents de la circulation routière et comprend les particularités des accidents comme le lieu et l'époque à laquelle l'accident est survenu, les conditions de circulation, les accidents ayant entraîné des lésions corporelles et des décès, ainsi que les accidents survenus sous l'effet de l'alcool. La troisième partie présente des données statistiques sur le nombre de véhicules en circulation dans les pays, des estimations des véhicules-kilomètres parcourus et des estimations de la population par tranche d'âge. L'annexe contient des définitions.

Comme le lecteur le sait, la comparabilité des données entre les pays n'est pas toujours parfaite. Toutefois, tout a été fait pour harmoniser les définitions et permettre la comparaison internationale. En outre, un Groupe de travail intersecrétariat, composé de représentants de la CEE-ONU, du Forum International des Transports (ITF) et de l'Office statistique de l'Union européenne (EUROSTAT), a préparé un questionnaire commun, contenant notamment des définitions communes, qui permet d'harmoniser davantage la collecte de données et d'éviter les activités redondantes dans les différentes organisations. Ces travaux sont supervisés par le Comité des transports intérieurs (CTI) et, plus particulièrement par son Groupe de travail sur les Statistiques en matière de transport (WP.6). Les détails de ces travaux se trouvent sur: www.unece.org/trans/main/wp6/wp6.html.

Предисловие

52-ое издание *Статистики дорожно-транспортных происшествий в Европе и Северной Америке* содержит основные статистические данные, предоставленные правительствами государств-членов Европейской экономической комиссии Организации Объединенных Наций (ЕЭК ООН).

Изданная на трех языках (английском, французском и русском), публикация используется государственными службами и служащими для анализа происшествий, их видов и для планирования повышения безопасности дорожного движения. Данное издание особенно актуально для региона ЕЭК, где за период с 1999 по 2008 год среднегодовое количество пострадавших составило 150 000 погибшими и около 5.5 миллионов ранеными в результате более 3.8 миллионов дорожных происшествий. По этой же причине публикация используется широкой публикой, которая включает в себя представителей частного сектора, журналистов, исследователей, студентов и общественность.

Статистика дорожно-транспортных происшествий в Европе и Северной Америке состоит из трех основных разделов и приложения. Первая часть состоит из графиков и сводных таблиц, включающих обобщенную информацию о развитии ситуации в области дорожно-транспортных происшествий и пострадавших в их результате в странах-членах ЕЭК ООН. Вторая часть включает в себя подробные статистические данные о дорожно-транспортных происшествиях, а также данные об обстоятельствах происшествий, таких как место, время, дорожные условия, травмы или смертельный исход, в том числе в отношении аварий вследствие употребления алкоголя. Третья часть посвящена статистическим данным о парке транспортных средств по странам, оценке пробега (единица измерения - транспортное средство-километр), а также оценке населения по возрастным группам. Определения приводятся в приложении.

Возможно, читатели знают о том, что сопоставимость данных по странам не всегда точна. Тем не менее, мы попытались максимально согласовать определения и обеспечить сравнимость данных на международном уровне. Кроме этого, Межсекретариатская рабочая группа, состоящая из представителей ЕЭК ООН, Международного транспортного форума (МТФ) и Евростата, подготовила к выпуску общий вопросник, который будет содержать определения, способствующие дальнейшему согласованию статистических данных и направленные на избежание дублирования усилий по их сбору различными организациями. Эта работа контролируется Комитетом по внутреннему транспорту ЕЭК ООН, в частности, его Рабочей группой по статистике транспорта (WP.6). Более подробная информация о ее работе помещена на вебсайте www.unecsc.org/trans/main/wp6/wp6.html в Интернете.

TABLE OF CONTENTS	Page
Explanatory notes	2
Charts and summary tables	
A. Road traffic accidents and casualties, 1998-2008	6
B. Trend in road traffic accidents, 1998-2008	7
C. Number of road traffic accidents per thousand road motor vehicles, 2008	8
D. Number of persons killed in road traffic accidents per million population, 2008	9
E. Road Traffic Accident Profile for 2008: area, population, accidents, alcohol-related share	10
F. Road traffic accidents involving personal injury	11
G. Persons killed or injured in road traffic accidents	15
Accidents and casualties	
1. Road traffic accidents by location, time of occurrence and road condition	20
2. Road traffic accidents involving personal injury by nature of accident	47
3. Persons killed or injured in road traffic accidents by category of user and age group	65
4. Road traffic accidents involving one or more persons under the influence of alcohol	108
5. Pedestrians and drivers, under the influence of alcohol, involved in accidents	112
6. Drivers and pedestrians under the influence of alcohol, involved in accidents, by degree of alcohol concentration in blood	115
Background statistics	
7. Road vehicle fleet	120
8. Estimated vehicle-kilometres run	128
9. Estimates of population and distribution by age group, 2008	131
Annex	
Definitions and general notes	136

TABLE DES MATIÈRES	Page
Notes explicatives	3
Graphiques et tableaux récapitulatifs	
A. Accidents de la circulation routière et victimes, 1998-2008	6
B. Évolution des accidents de la circulation routière, 1998-2008	7
C. Nombre des accidents de la circulation routière par milliers de véhicules motorisés, 2008	8
D. Nombre de personnes tuées dans les accidents de la circulation routière par million d'habitants, 2008	9
E. Bilan des accidents de la circulation routière en 2008: superficie du pays, population, nombre d'accidents, pourcentage des accidents provoqués par l'alcool	10
F. Accidents de la circulation routière ayant entraîné des lésions corporelles	11
G. Personnes tuées ou blessées dans les accidents de la circulation routière	15
Accidents et victimes	
1. Accidents de la circulation routière selon le lieu, l'époque à laquelle ils se sont produits et les conditions de circulation	20
2. Accidents de la circulation routière ayant entraîné des lésions corporelles par type d'accident	47
3. Personnes tuées ou blessées dans les accidents de la circulation routière selon la catégorie d'utilisateur de la route et le groupe d'âge	65
4. Accidents de la circulation routière dans lesquelles une ou plusieurs personnes impliquées se trouvaient sous l'effet de l'alcool	108
5. Piétons et conducteurs sous l'effet de l'alcool, impliqués dans les accidents	112
6. Conducteurs et piétons sous l'effet de l'alcool, impliqués dans les accidents, par degré de concentration d'alcool dans le sang	115
Statistiques auxiliaires	
7. Parc de véhicules routiers	120
8. Estimation des véhicules-kilomètres parcourus	128
9. Estimations de la population et répartition par groupe d'âge, 2008	131
Annexe	
Définitions et notes générales	140

СОДЕРЖАНИЕ	Стр.
Пояснительные примечания	4
Графики и сводные таблицы	
A. Дорожно-транспортные происшествия и жертвы, 1998-2008	6
B. Тенденции дорожно-транспортных происшествий, 1998-2008	7
C. Количество дорожно-транспортных происшествий на тысячу транспортных средств, 2008	8
D. Количество погибших в результате дорожно-транспортных происшествий на миллион населения, 2008	9
E. Статистика дорожно-транспортных происшествий в 2008 г.: площадь страны, численность населения, число происшествий, доля происшествий с участием лиц в состоянии опьянения.	10
F. Дорожно-транспортные происшествия, повлекшие за собой телесные увечья	11
G. Погибшие или раненые в дорожно-транспортных происшествиях	15
Происшествия и жертвы	
1. Дорожно-транспортные происшествия по дорожной обстановке	20
2. Дорожно-транспортные происшествия по типу происшествия	47
3. Число погибших или раненых в дорожно-транспортных происшествиях по категориям пользователей дорог и группам возраста	65
4. Дорожно-транспортные происшествия, к которым причастны, одно или более число лиц	108
5. Пешеходы и водители в состоянии опьянения, причастные к происшествиям	112
6. Пешеходы и водители в состоянии опьянения по степени концентрации алкоголя в крови	115
Вспомогательная статистика	
7. Парк дорожно-транспортных средств	120
8. Оценка пройденных транспортное средство-километров	128
9. Оценки населения и распределение по возрастным группам в 2008 г.	131
Приложение	
Определения и общие замечания	144

TABLES BY COUNTRY - TABLEUX PAR PAYS - ТАБЛИЦЫ ПО СТРАНАМ

COUNTRY	PAYS	СТРАНЫ	Table - Tableau - Таблица								
			1	2	3	4	5	6	7	8	9
Albania	Albanie	Албания	21	48	-	108	-	-	120	-	131
Andorra	Andorre	Андорра	-	-	-	108	112	115	120	-	-
Armenia	Arménie	Армения	21	48	66	108	-	-	120	128	131
Austria	Autriche	Австрия	22	48	67	108	112	115	120	128	131
Azerbaijan	Azerbaïdjan	Азербайджан	22	49	68	108	112	115	120	-	131
Belarus	Bélarus	Беларусь	23	49	-	108	112	115	120	-	131
Belgium	Belgique	Бельгия	23	49	69	-	-	-	120	128	131
Bosnia and Herzegovina	Bosnie-Herzégovine	Босния и Герцеговина	24	50	-	-	-	-	120	-	131
Bulgaria	Bulgarie	Болгария	24	50	70	108	-	-	121	128	131
Canada	Canada	Канада	25	50	71	-	-	-	121	128	131
Croatia	Croatie	Хорватия	25	51	72	108	112	115	121	128	131
Cyprus	Chypre	Кипр	26	51	73	108	112	115	121	-	131
Czech Republic	République tchèque	Чешская Республика	26	51	74	108	112	115	121	128	131
Denmark	Danemark	Дания	27	52	75	108	112	115	121	128	131
Estonia	Estonie	Эстония	27	52	76	108	112	115	121	128	131
Finland	Finlande	Финляндия	28	52	77	108	112	115	121	128	131
France	France	Франция	28	53	78	-	-	-	122	128	132
Georgia	Géorgie	Грузия	29	53	79	108	-	-	122	128	132
Germany	Allemagne	Германия	29	53	80	109	112	115	122	128	132
Greece	Grèce	Греция	30	54	81	109	112	115	122	-	132
Hungary	Hongrie	Венгрия	30	54	82	109	112	115	122	128	132
Iceland	Islande	Исландия	31	54	83	109	112	116	122	128	132
Ireland	Irlande	Ирландия	31	55	84	-	-	-	122	-	132
Israel	Israël	Израиль	32	55	85	109	113	116	122	129	132
Italy	Italie	Италия	32	55	86	109	-	-	123	-	132
Kazakhstan	Kazakhstan	Казахстан	33	56	-	109	113	116	123	-	132
Kyrgyzstan	Kirghizistan	Кыргызстан	33	56	-	109	113	116	123	129	132
Latvia	Lettonie	Латвия	34	56	87	109	113	116	123	129	132
Liechtenstein	Liechtenstein	Лихтенштейн	34	57	-	-	-	-	123	129	132
Lithuania	Lituanie	Литва	35	57	88	109	113	116	123	129	132
Luxembourg	Luxembourg	Люксембург	35	57	89	109	113	116	123	129	132
Malta	Malte	Мальта	36	58	90	-	-	-	123	-	133
Monaco	Monaco	Монако	-	-	-	109	-	-	124	-	133
Montenegro	Monténégro	Черногория	-	-	-	-	-	-	-	-	133
Netherlands	Pays-Bas	Нидерланды	36	58	91	109	113	116	124	129	133
Norway	Norvège	Норвегия	37	58	92	-	-	-	124	129	133
Poland	Pologne	Польша	37	59	93	109	113	116	124	129	133
Portugal	Portugal	Португалия	38	59	94	110	113	116	124	-	133
Republic of Moldova	République de Moldova	Республика Молдова	38	59	-	110	113	116	124	129	133
Romania	Roumanie	Румыния	39	60	95	110	113	116	124	-	133
Russian Federation	Fédération de Russie	Российская Федерация	39	60	-	110	113	116	124	129	133
San Marino	Saint-Marin	Сан-Марино	-	-	-	-	-	-	125	-	-
Serbia	Serbie	Сербия	40	60	96	-	-	-	125	-	133
Slovakia	Slovaquie	Словакия	40	61	97	110	113	117	125	129	133
Slovenia	Slovénie	Словения	41	61	98	110	113	117	125	129	133
Spain	Espagne	Испания	41	61	99	-	-	-	125	129	133
Sweden	Suède	Швеция	42	62	100	110	114	117	125	129	133
Switzerland	Suisse	Швейцария	42	62	101	110	114	117	125	130	134
Tajikistan	Tadjikistan	Таджикистан	43	62	-	110	114	117	-	130	-
The former Yugoslav Republic of Macedonia	L'ex-République Yougoslave de Macédoine	Бывшая Югославская Республика Македония	43	63	102	110	114	117	125	130	134
Turkey	Turquie	Турция	44	63	103	110	114	117	126	130	134
Turkmenistan	Turkménistan	Туркменистан	-	-	-	110	-	-	126	-	-
Ukraine	Ukraine	Украина	44	63	104	110	114	117	126	130	134
United Kingdom	Royaume-Uni	Соединенное Королевство	45	64	105	110	-	117	126	130	134
United States	États-Unis	Соединенные Штаты	45	64	106	111	114	117	126	130	134
Uzbekistan	Ouzbékistan	Узбекистан	-	-	-	-	-	-	-	-	134

Explanatory notes

Notes explicatives

Пояснительные примечания

EXPLANATORY NOTES

The 2011 edition of **Statistics of Road Traffic Accidents in Europe and North America** provides basic data on road traffic accidents and casualties in European countries, Canada, Israel and the United States of America. The publication is purely statistical in character. **The scope of the statistics comprises road traffic accidents involving personal injury only, excluding accidents with material damage.** Data relate to accidents by nature of accidents and surroundings, accidents while under the influence of alcohol, and the number of persons killed or injured by category of road user and age group. As background data, figures on the number of road vehicles in use, registration of new vehicles and vehicle-kilometres run by road vehicles are provided in Tables 7 and 8. Table 9 gives estimates of population and distribution by age groups.

Sources

The statistics appearing in this bulletin are compiled by the secretariat of the United Nations Economic Commission for Europe on the basis of replies to questionnaires submitted by member countries and from official national and international sources.

Comparability of data

Data are given according to the commonly agreed upon definitions of the Inland Transport Committee of the United Nations Economic Commission for Europe (see annex). Significant departures from the agreed definitions of persons killed are given in the annex, Section C, while departures from other agreed upon definitions are indicated in footnotes.

Time period

Most of the statistics are presented in the form of time series. In general, the data for the latest year should be considered provisional while those of previous years are final.

Rounding

Where necessary, each figure has been rounded off to the nearest final digit. For this reason, there may occur in some series an apparent discrepancy between the sum of the constituent items and the totals shown.

UNECE member countries and nomenclature

As of January 2011, the Economic Commission for Europe is composed of the following 56 member countries: Albania, Andorra, Armenia, Austria, Azerbaijan, Belarus, Belgium, Bosnia and Herzegovina, Bulgaria, Canada, Croatia, Cyprus, Czech Republic, Denmark, Estonia, Finland, France, Georgia, Germany, Greece, Hungary, Iceland, Ireland, Israel, Italy, Kazakhstan, Kyrgyzstan, Latvia, Liechtenstein, Lithuania, Luxembourg, Malta, Monaco, Montenegro, Netherlands, Norway, Poland, Portugal, Republic of Moldova, Romania, Russian Federation, San Marino, Serbia, Slovakia, Slovenia, Spain, Sweden, Switzerland, Tajikistan, The former Yugoslav Republic of Macedonia, Turkey, Turkmenistan, Ukraine, United Kingdom of Great Britain and Northern Ireland, United States of America and Uzbekistan.

Data inquiries

The UNECE welcomes comments and suggestions on its statistical bulletins. Any comments or enquiries should be addressed to:

Transport Division
UNECE
Palais des Nations
CH-1211 Geneva 10
Switzerland
Telephone: (+41-22) 917 2421
E-mail: stat.trans@unece.org
Telefax: (+41-22) 917 0039

Symbols and abbreviations employed

- * = Secretariat estimate.
- . = Not applicable.
- ... = Not available.
- = Magnitude zero.
- 0 = Magnitude not zero but less than half of unit employed.

NOTES EXPLICATIVES

L'édition 2011 des **Statistiques des accidents de la circulation routière en Europe et en Amérique du Nord** a pour objet de fournir des données de base relatives aux accidents de la circulation routière et aux victimes dans les pays européens, au Canada, en Israël et aux États-Unis d'Amérique. Cette publication a un caractère purement statistique. **Le champ des statistiques s'étend uniquement aux accidents de la circulation routière ayant entraîné des lésions corporelles, à l'exclusion des accidents ne provoquant que des dégâts matériels.** Les données se réfèrent aux accidents selon leur nature et la situation des abords, aux accidents dus à l'effet de l'alcool, et au nombre de personnes tuées ou blessées par catégorie d'usager de la route et par groupe d'âge. Une statistique auxiliaire dans les tableaux 7 et 8 donne le parc de véhicules routiers, les immatriculations de véhicules neufs ainsi que le nombre de véhicules-kilomètres parcourus. Le tableau 9 donne des estimations de la population et de sa répartition par groupe d'âge.

Sources

Les statistiques publiées dans ce bulletin sont réunies par le secrétariat de la Commission économique des Nations Unies pour l'Europe à partir des réponses aux questionnaires adressés aux différents pays ou extraites de publications officielles nationales et internationales.

Comparabilité des données

Les données sont établies conformément aux définitions élaborées par le Comité des transports intérieurs de la Commission économique des Nations Unies pour l'Europe (voir annexe). Les écarts importants par rapport aux définitions convenues des personnes tuées sont indiqués dans l'annexe, Section C, mais les écarts par rapport aux autres définitions sont donnés dans les notes en bas de page.

Période couverte

La plupart des statistiques sont présentées sous forme de séries chronologiques. En général, les données relatives à la dernière année doivent être considérées comme provisoires tandis que celles des années précédentes peuvent être considérées comme définitives.

Arrondissement des chiffres

Chaque fois qu'on l'a jugé nécessaire, les nombres ont été arrondis à l'unité du dernier chiffre significatif. Il peut donc y avoir, pour certaines séries, une différence entre la somme des éléments constituants et le total indiqué.

Pays membres de la CEE-ONU et nomenclature

En janvier 2011, la Commission économique pour l'Europe était composée des 56 pays membres suivants: Albanie, Allemagne, Andorre, Arménie, Autriche, Azerbaïdjan, Bélarus, Belgique, Bosnie-Herzégovine, Bulgarie, Canada, Chypre, Croatie, Danemark, Espagne, Estonie, États-Unis d'Amérique, Fédération de Russie, Finlande, France, Géorgie, Grèce, Hongrie, Irlande, Islande, Israël, Italie, Kazakhstan, Kirghizistan, Lettonie, L'Ex-République yougoslave de Macédoine, Liechtenstein, Lituanie, Luxembourg, Malte, Monaco, Monténégro, Norvège, Ouzbékistan, Pays-Bas, Pologne, Portugal, République de Moldova, République tchèque, Roumanie, Royaume-Uni de Grande-Bretagne et d'Irlande du Nord, Saint-Marin, Serbie, Slovaquie, Slovénie, Suède, Suisse, Tadjikistan, Turquie, Turkménistan et Ukraine.

Demandes de renseignements

Les commentaires et suggestions concernant les bulletins statistiques de la CEE-ONU sont les bienvenus. Pour tout commentaire ou demande de renseignements, s'adresser au service suivant:

Division des transports
CEE-ONU
Palais des Nations, CH-1211 Genève 10
Suisse
Téléphone : (41-22) 917 2421
Courrier électronique: stat.trans@unece.org
Téléfax : (41-22) 917 0039

Signes conventionnels

- * = Estimation du secrétariat.
- . = Ne s'applique pas.
- ... = Aucune donnée disponible.
- = Résultat rigoureusement nul.
- 0 = Résultat inférieur à la moitié de la dernière unité retenue.

ПОЯСНИТЕЛЬНЫЕ ПРИМЕЧАНИЯ

Издание 2011 года **Статистики дорожно-транспортных происшествий в Европе и Северной Америке** содержит основные данные о дорожно-транспортных происшествиях в европейских странах, Канаде, Израиле и Соединенных Штатах Америки. Эта публикация носит чисто статистический характер. **Статистические данные охватывают только дорожно-транспортные происшествия, повлекшие за собой телесные увечья, исключая происшествия, вызвавшие материальный ущерб.** Данные относятся к происшествиям по характеру происшествия и местности, к происшествиям, происшедшим из-за алкоголя, к числу погибших или раненых по категориям пользователей дорог и возрастным группам. Вспомогательная статистика дается в таблицах 7 и 8: число транспортных средств к концу года, новые транспортные средства, зарегистрированные в течение года, пробег транспортных средств. Таблица 9 отражает оценки населения и распределение по возрастным группам.

Источники

Статистические данные взяты секретариатом Европейской экономической комиссии Организации Объединенных Наций из ответов на ежегодные вопросники или из официальных национальных источников.

Сопоставимость данных

Данные приводятся в соответствии с согласованными определениями, которые были выработаны Комитетом по внутреннему транспорту Европейской экономической комиссии Организации Объединенных Наций (см. приложение). Значительные отклонения от принятых определений погибших приводятся в приложении, секция С, поскольку отклонения от других принятых определений указываются в примечаниях.

Отчетный период

Большинство статистических данных представлены в форме динамических рядов. Как правило, данные за последний год следует считать предварительными, а данные за предыдущие годы - окончательными.

Округление

В тех случаях, когда это необходимо, каждая цифра была округлена до ближайшего окончательного разряда. Поэтому в некоторых рядах данных могут иметь место небольшие расхождения между суммой данных по отдельным статьям и приведенными итогами.

Страны-члены и номенклатура ЕЭК-ООН

По состоянию на январь 2011 в состав Европейской экономической комиссии входили следующие 56 стран-членов: Австрия, Азербайджан, Албания, Андорра, Армения, Беларусь, Бельгия, Болгария, Босния и Герцеговина, Бывшая Югославская Республика Македония, Венгрия, Германия, Греция, Грузия, Дания, Израиль, Ирландия, Исландия, Испания, Италия, Казахстан, Канада, Кипр, Кыргызстан, Латвия, Литва, Лихтенштейн, Люксембург, Мальта, Монако, Нидерланды, Норвегия, Польша, Португалия, Республика Молдова, Российская Федерация, Румыния, Сан-Марино, Сербия, Словакия, Словения, Соединенное Королевство Великобритании и Северной Ирландии, Соединенные Штаты Америки, Таджикистан, Туркменистан, Турция, Узбекистан, Украина, Финляндия, Франция, Хорватия, Черногория, Чешская Республика, Швейцария, Швеция и Эстония.

Запросы в отношении данных

ЕЭК-ООН с одобрением встретит любые замечания и предложения в отношении ее статистических бюллетеней. Все замечания или запросы должны направляться по следующему адресу:

Transport Division
UNECE
Palais des Nations
Switzerland
Телефон: (41-22)-917 2421
Электронная Почта: stat.trans@unece.org
Телефакс: (41-22) 917 0039

Условные обозначения и сокращения

- * = Оценка Секретариата.
- .
- ... = Данные отсутствуют.
- = Нулевая величина.
- 0 = Величина не нулевая, но меньше половины применяемой единицы измерения.

Charts and summary tables

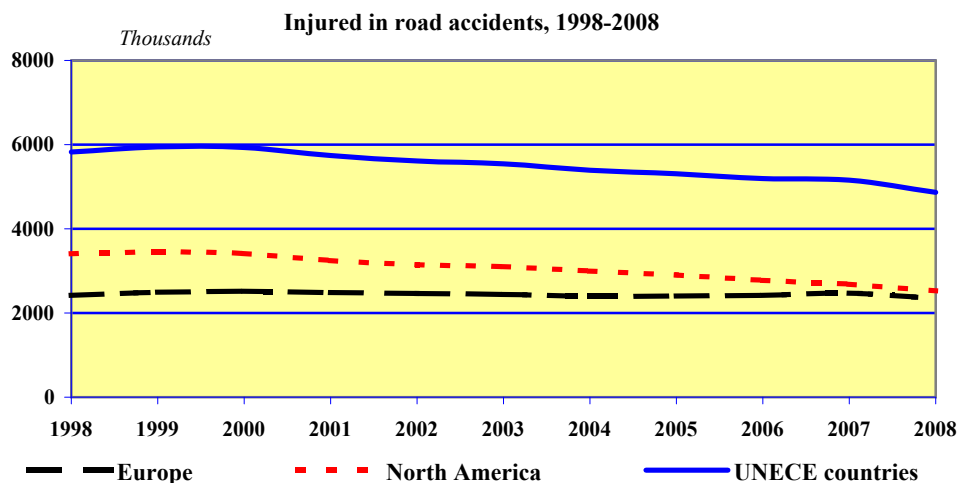
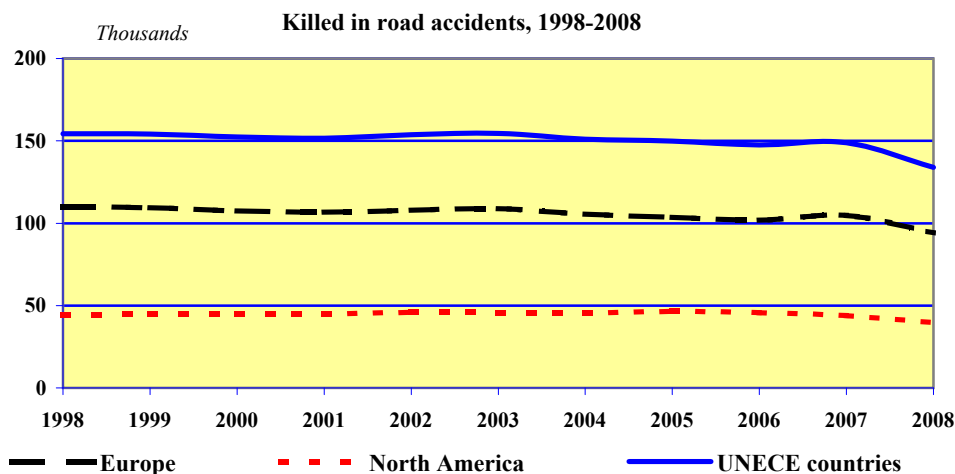
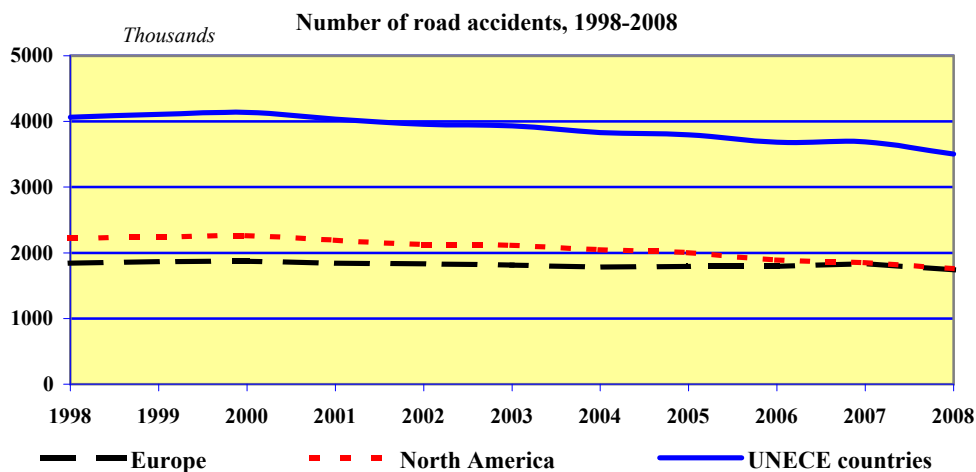
Graphiques et tableaux récapitulatifs

Графики и сводные таблицы

A. Road traffic accidents and casualties, 1998-2008

A. Accidents de la circulation routière et victimes, 1998-2008

A. Дорожно-транспортные происшествия и жертвы, 1998-2008



Thousands

Accidents

Killed

Injured

UNECE countries

Europe

North America

Milliers

Accidents

Tués

Blessés

Pays de la CEE-ONU

Europe

Amérique du Nord

Тысячи

Происшествия

Погибшие

Раненые

Страны-члены ЕЭК ООН

Европа

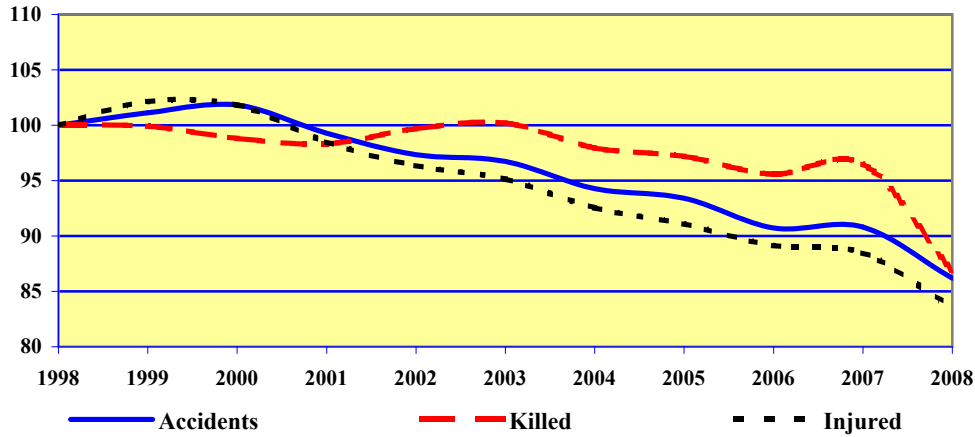
Северная Америка

B. Trend in road traffic accidents, 1998-2008

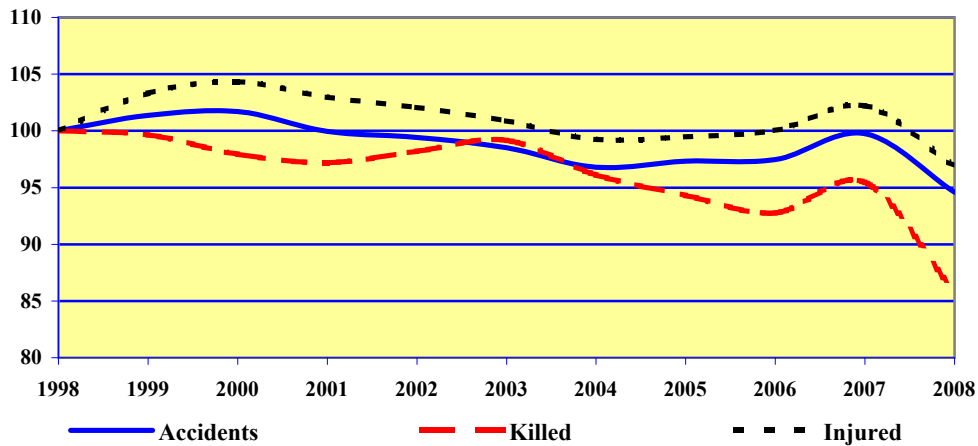
B. Évolution des accidents de la circulation routière, 1998-2008

B. Тенденции дорожно-транспортных происшествий, 1998-2008

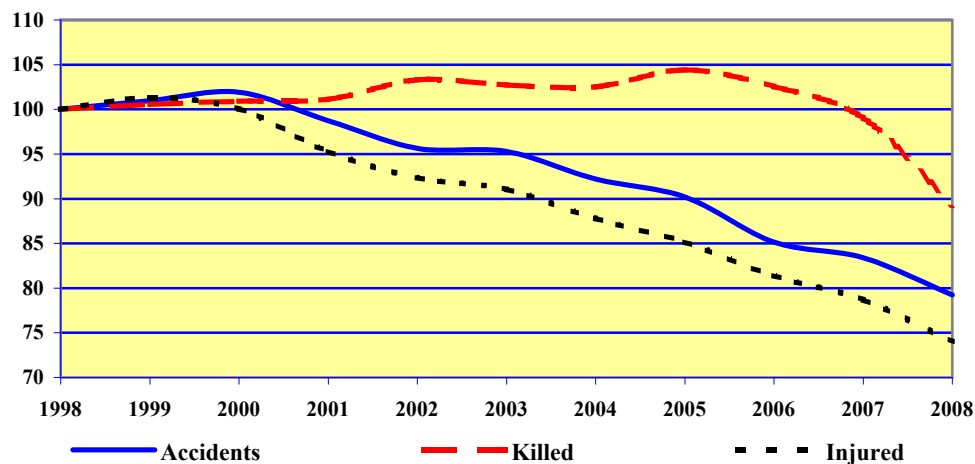
UNECE countries, 1998 = 100



Europe, 1998 = 100



North America, 1998 = 100



Accidents
Killed
Injured
UNECE countries
Europe
North America

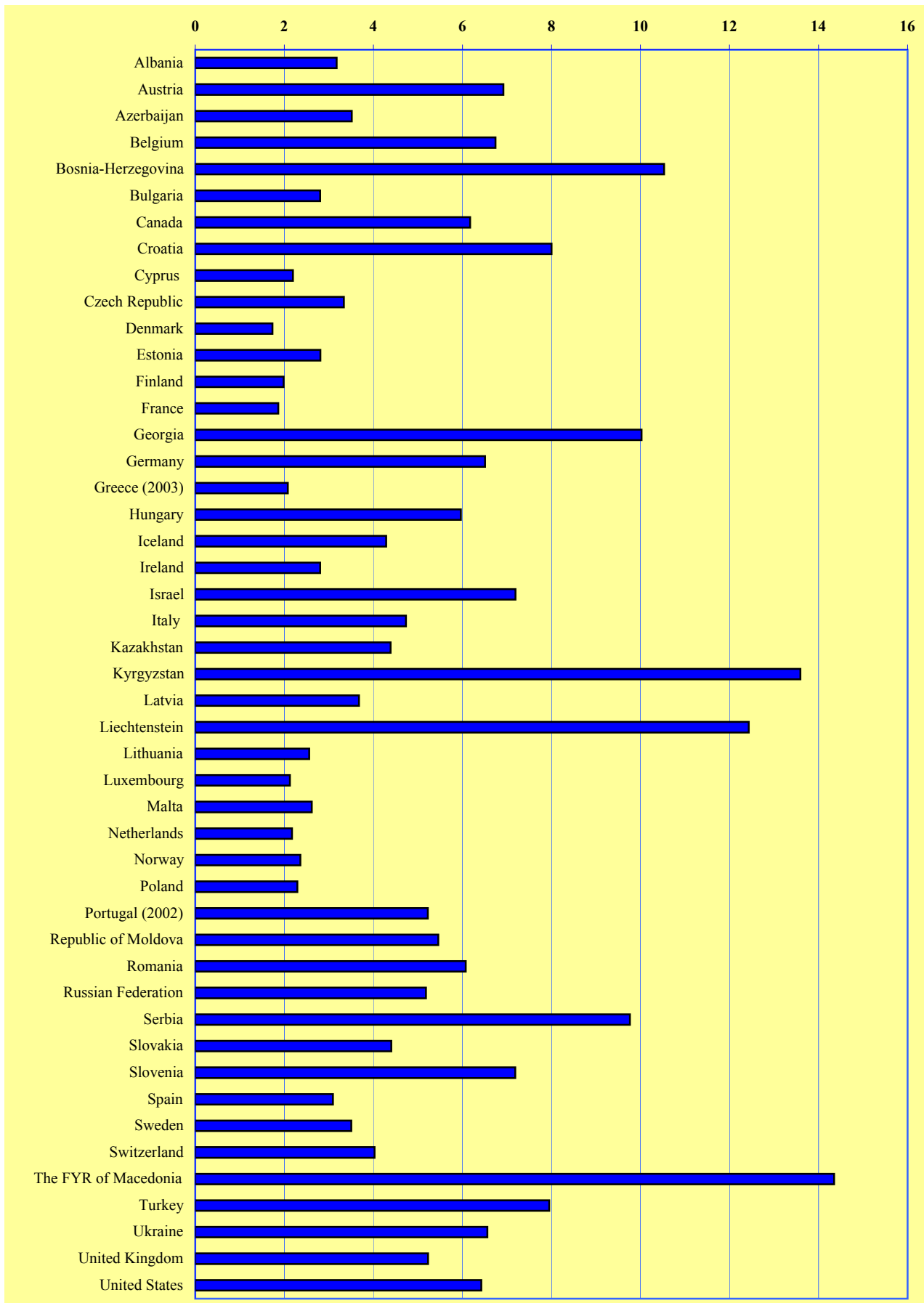
Accidents
Tués
Blessés
Pays de la CEE-ONU
Europe
Amérique du Nord

Происшествия
Погибшие
Раненые
Страны-члены ЕЭК ООН
Европа
Северная Америка

C. Number of road traffic accidents per thousand road motor vehicles, 2008

C. Nombre des accidents de la circulation routière par milliers de véhicules motorisés, 2008

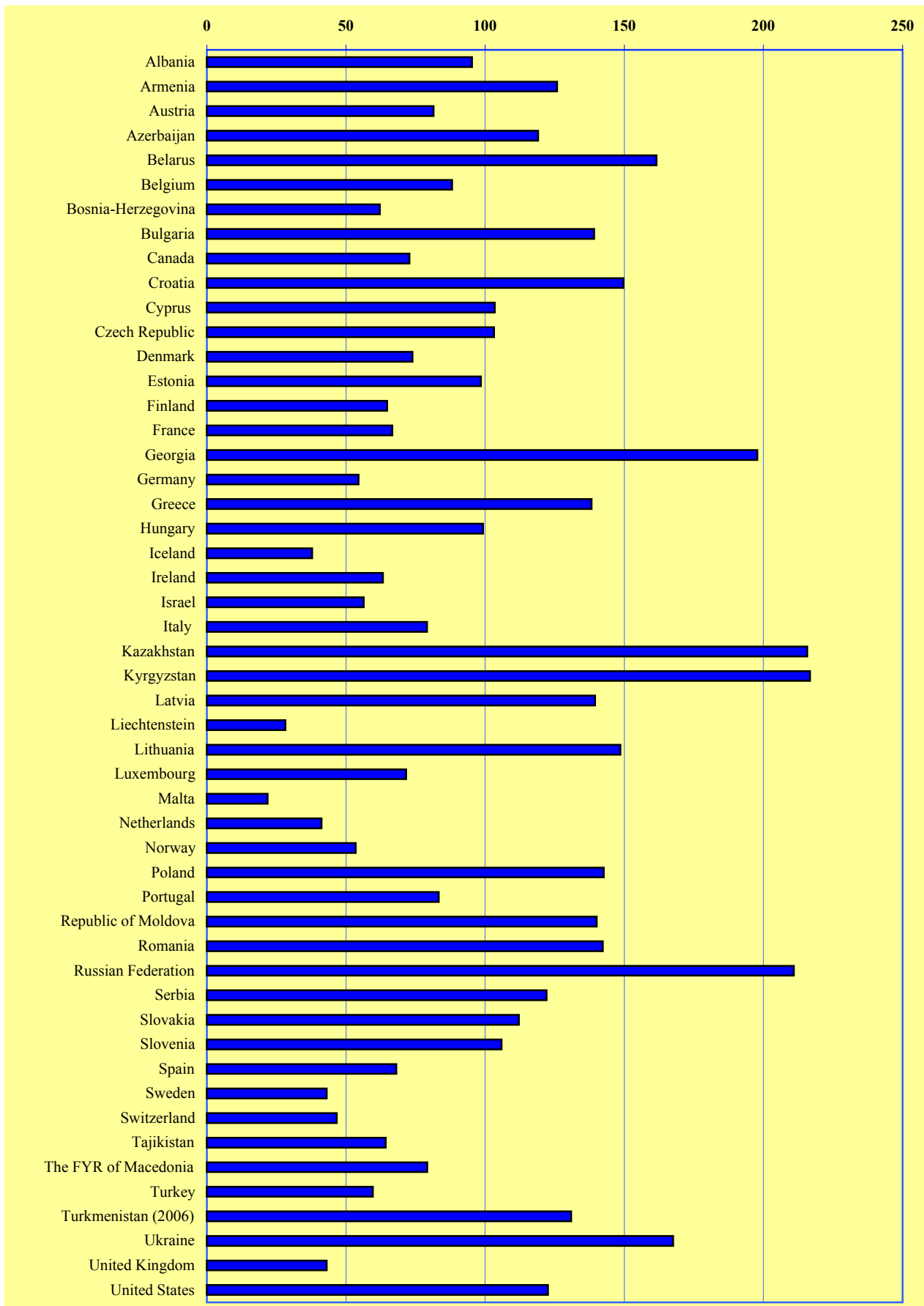
C. Количество дорожно-транспортных происшествий на тысячу транспортных средств, 2008



D. Number of persons killed in road traffic accidents per million population, 2008

D. Nombre de personnes tuées dans les accidents de la circulation routière par million d'habitants, 2008

D. Количество погибших в результате дорожно-транспортных происшествий на миллион населения, 2008



E. Road Traffic Accident Profile for 2008: Area, Population, Accidents and Alcohol-related share

E. Bilan des accidents de la circulation routière en 2008: Superficie du pays, population, nombre d'accidents et pourcentage des accidents provoqués par l'alcool

Е. Статистика дорожно-транспортных происшествий в 2008 г.: площадь страны, численность населения, число происшествий, доля происшествий с участием лиц в состоянии опьянения

Country	Area km ²	Population (1000)	Number of accidents, killed and injured persons					
			Accidents	Killed	Injured	of which share involving persons under the influence of alcohol (%)		
						Accidents	Killed	Injured
Albania	28748	3182	1208	303	1256	5.5	7.9	6.2
Armenia	29800	3234	2202	407	3125	3.4	10.3	3.9
Austria	83858	8337	39173	679	50521
Azerbaijan	86600	8838	2970	1052	3232	2.7	4.4	3.0
Belarus	207600	9681	...	1564	7510
Belgium	30528	10710	42115	944	64437
Bosnia-Herzegovina	51197	3940	5541	245	7830
Bulgaria	110994	7623	8045	1061	9952
Canada	9970610	33327	129862	2425	177574
Croatia	56542	4436	16283	664	22395	26.0	20.9	13.1
Cyprus	9251	793	1392	82	1963	21.0	23.2	8.7
Czech Republic	78866	10424	22481	1076	28501	10.4	7.9	10.4
Denmark	43094	5494	5020	406	5923
Estonia	45227	1341	1868	132	2398
Finland	338145	5313	6881	344	8513
France	551500	64186	74487	4275	93783
Georgia	69700	4384	6015	867	9063	6.3	5.2	7.2
Germany	357022	82110	320614	4477	409047
Greece	131957	11237	15083	1553	19010
Hungary	93030	10038	19174	996	25369
Iceland	103000	317	1083	12	1571
Ireland	70273	4426	6736	280	9747
Israel	21056	7309	...	412	31399
Italy	301318	59832	218963	4731	310739
Kazakhstan	2724900	15532	13739	3351	16400
Kyrgyzstan	199900	5250	4540	1138	5925
Latvia	64589	2266	4196	316	5408
Liechtenstein	160	35	402	1	109
Lithuania	65300	3358	4897	499	5818
Luxembourg	2586	489	927	35	1239
Malta	316	412	764	9	859
Netherlands	41526	16446	23708	677	27507
Norway	323758	4768	7726	255	10868
Poland	312685	38126	49054	5437	62097
Portugal	91982	10622	33613	885	43824
Republic of Moldova	33851	3570	2869	500	2369
Romania	238391	21514	29307	3061	36177
Russian Federation	17075400	141956	218322	29936	270883	8.3	9.9	8.9
Serbia	88361	7350	16651	897	22275
Slovakia	49036	5407	8343	606	10886	16.5	4.0	12.4
Slovenia	20273	2021	9165	214	12742
Spain	505992	45556	93161	3099	130948
Sweden	449964	9220	18462	397	26248
Switzerland	41285	7648	20736	357	25556	10.3	16.2	10.2
The FYR of Macedonia	25713	2047	4403	162	6724	3.0	2.5	2.8
Turkey	774815	71052	104212	4236	184468	...	3.0	...
Ukraine	603700	46078	51279	7718	63254	6.9	6.7	6.8
United Kingdom	242900	61394	176814	2645	237811
United States	9363520	304060	1630000	37261	2346000	11.2	41.5	9.8

F. Road traffic accidents involving personal injury

F. Accidents de la circulation routière ayant entraîné des lésions corporelles

F. Дорожно-транспортные происшествия, повлекшие за собой телесные увечья

Unit: number - Unité: nombre - Единица: число

Country Pays Страна	Code Code Шифр	Description Description Описание	1985	1990	1995	2000	2005	2008
Albania	A	Total number of accidents	399	428	853	1208
Albanie	B	Accidents in built-up areas	114	435	729
Албания								
Andorra	A	Total number of accidents	97
Andorre	B	Accidents in built-up areas	59
Андорра								
Armenia	A	Total number of accidents	...	2069	1120	937	1312	2202
Arménie	B	Accidents in built-up areas	688	552
Армения								
Austria	A	Total number of accidents	46275	46338	38956	42126	40896	39173
Autriche	B	Accidents in built-up areas	30193	28357	23344	25418	25198	24888
Австрия								
Azerbaijan	A	Total number of accidents	2412	3176	2513	1987	3179	2970
Azerbaïdjan	B	Accidents in built-up areas	1662	1405	2144	2326
Азербайджан								
Belarus	A	Total number of accidents	...	9311	7268	6410	7717	...
Bélarus	B	Accidents in built-up areas	...	5987	4652	4201
Беларусь								
Belgium	A	Total number of accidents	54826	62446	50744	49065	40366	42115
Belgique	B	Accidents in built-up areas	36170	...	27509	24796	21770	23264
Бельгия								
Bosnia-Herzegovina	A	Total number of accidents	4417	5541
Bosnie-Herzégovine	B	Accidents in built-up areas
Босния и Герцеговина								
Bulgaria	A	Total number of accidents	...	6478	7435	6886	8224	8045
Bulgarie	B	Accidents in built-up areas	...	4194	5152	4993	5643	5377
Болгария								
Canada	A	Total number of accidents	183478	211960	167044	155842	148162	129862
Canada	B	Accidents in built-up areas	112813	106457	...
Канада								
Croatia	A	Total number of accidents	...	14471	12668	14430	15679	16283
Croatie	B	Accidents in built-up areas	10896	12075	12218	12616
Хорватия								
Cyprus	A	Total number of accidents	...	3172	3052	2397	1382	1392
Chypre	B	Accidents in built-up areas
Кипр								
Czech Republic	A	Total number of accidents	24084	21910	28746	25445	25239	22481
République tchèque	B	Accidents in built-up areas	16912	...	19310	16426	15636	13443
Чешская Республика								
Denmark	A	Total number of accidents	11502	9155	8373	7340	5412	5020
Danemark	B	Accidents in built-up areas	7584	5863	5140	4368	3148	2905
Дания								
Estonia	A	Total number of accidents	1355	2099	1644	1504	2341	1868
Estonie	B	Accidents in built-up areas	715	1269	1026	832	1408	1108
Эстония								

For code see end of table.

Voir code à la fin du tableau.

См. шифр в конце таблицы.

F. Road traffic accidents involving personal injury

F. Accidents de la circulation routière ayant entraîné des lésions corporelles

F. Дорожно-транспортные происшествия, повлекшие за собой телесные увечья

Unit: number - Unité: nombre - Единица: число

Country Pays Страна	Code Code Шифр	Description Description Описание	1985	1990	1995	2000	2005	2008
Finland	A	Total number of accidents	7759	10175	7812	6633	7020	6881
Finlande	B	Accidents in built-up areas	4538	5950	4639	3734	3682	3638
Финляндия								
France	A	Total number of accidents	191096	162573	132949	121223	84525	74487
France	B	Accidents in built-up areas	139965	115430	91088	80574	58676	52072
Франция								
Georgia	A	Total number of accidents	1567	1708	3870	6015
Géorgie	B	Accidents in built-up areas	1331	1417	2927	4000
Грузия								
Germany	A	Total number of accidents	327745	389350	388003	382949	336618	320614
Allemagne	B	Accidents in built-up areas	225626	218177	246617	245470	225875	221306
Германия								
Greece	A	Total number of accidents	21537	19609	22798	23001	16914	15083
Grèce	B	Accidents in built-up areas	15646	13785	16068	16059	...	11623
Греция								
Hungary	A	Total number of accidents	19563	27801	19817	17493	20777	19174
Hongrie	B	Accidents in built-up areas	13969	19622	13657	12265	14124	13172
Венгрия								
Iceland	A	Total number of accidents	618	583	1076	999	687	1083
Islande	B	Accidents in built-up areas	424	418	830	719	...	680
Исландия								
Ireland	A	Total number of accidents	5518	6067	8117	7749	6533	6736
Irlande	B	Accidents in built-up areas	3067	3253	4818	4331	...	2973
Ирландия								
Israel	A	Total number of accidents	12761	17496	21688	19925	16987	...
Israël	B	Accidents in built-up areas	...	13554	17050	14853	11816	12373
Израиль								
Italy	A	Total number of accidents	157786	161782	182761	256546	240011	218963
Italie	B	Accidents in built-up areas	119242	120811	133851	158215	184412	168088
Италия								
Kazakhstan	A	Total number of accidents	13036	11304	14517	13739
Kazakhstan	B	Accidents in built-up areas	9738	8400
Казахстан								
Kyrgyzstan	A	Total number of accidents	3045	2671	3717	4540
Kirghizistan	B	Accidents in built-up areas	1477
Кыргызстан								
Latvia	A	Total number of accidents	3767	4325	4056	4482	4466	4196
Lettonie	B	Accidents in built-up areas	2072	2548	2612	3044	2843	2634
Латвия								
Liechtenstein	A	Total number of accidents	...	340	80	119	...	402
Liechtenstein	B	Accidents in built-up areas
Лихтенштейн								
Lithuania	A	Total number of accidents	4232	5135	4144	5807	6772	4897
Lituanie	B	Accidents in built-up areas	2866	4226	4052	2977
Литва								

For code see end of table.

Voir code à la fin du tableau.

См. шифр в конце таблицы.

F. Road traffic accidents involving personal injury

F. Accidents de la circulation routière ayant entraîné des lésions corporelles

F. Дорожно-транспортные происшествия, повлекшие за собой телесные увечья

Unit: number - Unité: nombre - Единица: число

Country Pays Страна	Code Code Шифр	Description Description Описание	1985	1990	1995	2000	2005	2008
Luxembourg	A	Total number of accidents	1332	1216	1078	899	777	927
Luxembourg	B	Accidents in built-up areas	873	759	...	362	386	536
Люксембург								
Malta	A	Total number of accidents	966	1156	764
Malte	B	Accidents in built-up areas	847	764
Мальта								
Netherlands	A	Total number of accidents	42348	44892	42642	42271	27007	23708
Pays-Bas	B	Accidents in built-up areas	30253	32137	29414	25202	...	16033
Нидерланды								
Norway	A	Total number of accidents	8975	8801	8625	8440	8078	7726
Norvège	B	Accidents in built-up areas	4714	4316	3898	2122	4100	3679
Норвегия								
Poland	A	Total number of accidents	36100	50532	56904	57331	48100	49054
Pologne	B	Accidents in built-up areas	27713	38395	41032	41485	34234	34881
Польша								
Portugal	A	Total number of accidents	29156	45110	48339	44159	37066	33613
Portugal	B	Accidents in built-up areas	...	30867	33139	30042	25685	2333756
Португалия								
Republic of Moldova	A	Total number of accidents	2695	2580	2290	2869
République de Moldova	B	Accidents in built-up areas	1687	1877	1669	...
Республика Молдова								
Romania	A	Total number of accidents	5444	9708	9119	7889	19819	29307
Roumanie	B	Accidents in built-up areas	4553	...	8508	6665	17002	24283
Румыния								
Russian Federation	A	Total number of accidents	139035	197362	167280	157596	223342	218322
Fédération de Russie	B	Accidents in built-up areas	122773	115045	160970	156409
Российская Федерация								
Serbia	A	Total number of accidents	15076	12752	16651
Serbie	B	Accidents in built-up areas	14275
Сербия								
Slovakia	A	Total number of accidents	...	8236	8713	7884	7895	8343
Slovaquie	B	Accidents in built-up areas	...	5822	5955	5374	5154	5428
Словакия								
Slovenia	A	Total number of accidents	5481	5177	6541	8951	10509	9165
Slovénie	B	Accidents in built-up areas	3348	4604	5863	5739
Словения								
Spain	A	Total number of accidents	81234	101507	83586	101729	91187	93161
Espagne	B	Accidents in built-up areas	42988	54194	46369	57009	48551	49305
Испания								
Sweden	A	Total number of accidents	15929	16975	15626	15770	18094	18462
Suède	B	Accidents in built-up areas	9469	9804	9015	9010	9278	9040
Швеция								
Switzerland	A	Total number of accidents	24302	23834	23030	23737	21706	20736
Suisse	B	Accidents in built-up areas	16229	15029	14634	15093	14027	13677
Швейцария								

For code see end of table.

Voir code à la fin du tableau.

См. шифр в конце таблицы.

F. Road traffic accidents involving personal injury

F. Accidents de la circulation routière ayant entraîné des lésions corporelles

F. Дорожно-транспортные происшествия, повлекшие за собой телесные увечья

Unit: number - Unité: nombre - Единица: число

Country Pays Страна	Code Code Шифр	Description Description Описание	1985	1990	1995	2000	2005	2008
Tajikistan	A	Total number of accidents	1744	1333	1724	...
Tadjikistan	B	Accidents in built-up areas	721
Таджикистан								
The FYR of Macedonia ¹⁾	A	Total number of accidents	2541	1692	2821	4403
The FYR of Macedonia ¹⁾	B	Accidents in built-up areas	1809	1147	1920	3181
Таджикистан ¹⁾								
Turkey	A	Total number of accidents	35243	55771	66029	75991	87273	104212
Turquie	B	Accidents in built-up areas	47658	46539	59476	71567
Турция								
Ukraine	A	Total number of accidents	38323	50908	43152	33339	46485	51279
Ukraine	B	Accidents in built-up areas	...	36953	31214	25318	33087	36626
Украина								
United Kingdom	A	Total number of accidents	246000	258000	243960	242117	203682	176814
Royaume-Uni	B	Accidents in built-up areas	191441	195449	178174	170950	91737	128104
Соединенное Королевство								
United States	A	Total number of accidents	2241000	2163000	2203000	2107526	1855000	1630000
États-Unis	B	Accidents in built-up areas	1658000
Соединенные Штаты								

1) The former Yugoslav Republic of Macedonia.

1) L'ex-République yougoslave de Macédoine.

1) Бывшая Югославская Республика Македония.

Explanation of code - Explication du code - Объяснение шифра

A : Total number of accidents

A : Nombre total des accidents

A : Общее число происшествий

B : Accidents in built-up areas

B : Accidents dans les agglomérations

B : Происшествия в населенных пунктах

G. Persons killed or injured in road traffic accidents

G. Personnes tuées ou blessées dans les accidents de la circulation routière

G. Погибшие или раненые в дорожно-транспортных происшествиях

Unit: number - Unité: nombre - Единица: число

Country Pays Страна	Code Code Шифр	Description Description Описание	1985	1990	1995	2000	2005	2008
Albania	A	Number of persons killed	306	280	307	303
Albanie	B	Number of persons injured	333	336	875	1256
Албания								
Andorra	A	Number of persons killed	9
Andorre	B	Number of persons injured	138
Андорра								
Armenia	A	Number of persons killed	...	721	299	214	310	407
Arménie	B	Number of persons injured	...	2189	1297	1163	1774	3125
Армения								
Austria	A	Number of persons killed	1361	1391	1210	976	768	679
Autriche	B	Number of persons injured	59977	60650	50764	54929	53234	50521
Австрия								
Azerbaijan	A	Number of persons killed	819	1264	990	596	1065	1052
Azerbaïdjan	B	Number of persons injured	2752	3563	2786	2199	3668	3232
Азербайджан								
Belarus	A	Number of persons killed	...	2264	1781	1594	1673	1564
Bélarus	B	Number of persons injured	...	9308	7457	6494	8047	7510
Беларусь								
Belgium	A	Number of persons killed	1801	1976	1449	1470	1089	944
Belgique	B	Number of persons injured	74514	86184	70305	67961	53610	64437
Бельгия								
Bosnia-Herzegovina	A	Number of persons killed	215	302	199	245
Bosnie-Herzégovine	B	Number of persons injured	2683	6839	6250	7830
Босния и Герцеговина								
Bulgaria	A	Number of persons killed	...	1567	1264	1012	957	1061
Bulgarie	B	Number of persons injured	...	6822	8717	8030	10112	9952
Болгария								
Canada	A	Number of persons killed	4364	3963	3351	2903	2898	2425
Canada	B	Number of persons injured	259189	262680	241935	222869	204764	177574
Канада								
Croatia	A	Number of persons killed	1124	1360	800	655	597	664
Croatie	B	Number of persons injured	16321	19791	17665	20501	21773	22395
Хорватия								
Cyprus	A	Number of persons killed	116	101	118	111	102	82
Chypre	B	Number of persons injured	4582	4232	4517	3586	2296	1963
Кипр								
Czech Republic	A	Number of persons killed	987	1291	1588	1486	1286	1076
République tchèque	B	Number of persons injured	36967	32439	32211	28501
Чешская Республика								
Denmark	A	Number of persons killed	772	634	582	498	331	406
Danemark	B	Number of persons injured	13855	10653	9991	9092	6588	5923
Дания								
Estonia	A	Number of persons killed	191	436	332	204	170	132
Estonie	B	Number of persons injured	1526	2379	1897	1843	3023	2398
Эстония								

For code see end of table.

Voir code à la fin du tableau.

См. шифр в конце таблицы.

G. Persons killed or injured in road traffic accidents

G. Personnes tuées ou blessées dans les accidents de la circulation routière

G. Погибшие или раненые в дорожно-транспортных происшествиях

Unit: number - Unité: nombre - Единица: число

Country Pays Страна	Code Code Шифр	Description Description Описание	1985	1990	1995	2000	2005	2008
Finland	A	Number of persons killed	541	649	441	396	379	344
Finlande	B	Number of persons injured	9563	12758	10191	8508	8983	8513
Финляндия								
France	A	Number of persons killed	10447	10289	8412	8079	5318	4275
France	B	Number of persons injured	270745	225860	181403	161681	108429	93783
Франция								
Georgia	A	Number of persons killed	450	503	581	867
Géorgie	B	Number of persons injured	1910	2079	5546	9063
Грузия								
Germany	A	Number of persons killed	8400	7906	9454	7503	5361	4477
Allemagne	B	Number of persons injured	512141	504055	433430	409047
Германия								
Greece	A	Number of persons killed	1704	1737	2043	2037	1658	1553
Grèce	B	Number of persons injured	30473	27391	31180	30763	22048	19010
Греция								
Hungary	A	Number of persons killed	1756	2432	1589	1200	1278	996
Hongrie	B	Number of persons injured	24840	36996	25886	22698	27505	25369
Венгрия								
Iceland	A	Number of persons killed	23	24	24	32	19	12
Islande	B	Number of persons injured	889	857	1631	1484	1013	1571
Исландия								
Ireland	A	Number of persons killed	410	478	437	418	400	280
Irlande	B	Number of persons injured	12224	9477	9747
Ирландия								
Israel	A	Number of persons killed	387	427	550	461	437	412
Israël	B	Number of persons injured	18322	27241	37974	39817	35036	31399
Израиль								
Italy	A	Number of persons killed	7130	6621	6512	7061	5818	4731
Italie	B	Number of persons injured	216102	221024	259571	360013	334858	310739
Италия								
Kazakhstan	A	Number of persons killed	2926	2055	3374	3351
Kazakhstan	B	Number of persons injured	14485	13254	17422	16400
Казахстан								
Kyrgyzstan	A	Number of persons killed	627	611	893	1138
Kirghizistan	B	Number of persons injured	3600	3292	4568	5925
Кыргызстан								
Latvia	A	Number of persons killed	539	877	611	588	442	316
Lettonie	B	Number of persons injured	4185	4716	4903	5449	5600	5408
Латвия								
Liechtenstein	A	Number of persons killed	...	3	2	3	2	1
Liechtenstein	B	Number of persons injured	...	115	...	150	109	109
Лихтенштейн								
Lithuania	A	Number of persons killed	649	933	672	641	773	499
Lituanie	B	Number of persons injured	4500	5491	4508	6960	8474	5818
Литва								

For code see end of table.

Voir code à la fin du tableau.

См. шифр в конце таблицы.

G. Persons killed or injured in road traffic accidents

G. Personnes tuées ou blessées dans les accidents de la circulation routière

G. Погибшие или раненые в дорожно-транспортных происшествиях

Unit: number - Unité: nombre - Единица: число

Country Pays Страна	Code Code Шифр	Description Description Описание	1985	1990	1995	2000	2005	2008
Luxembourg	A	Number of persons killed	79	71	70	76	47	35
Luxembourg	B	Number of persons injured	1997	1778	1660	1255	1054	1239
Люксембург								
Malta	A	Number of persons killed	13	4	14	15	17	9
Malte	B	Number of persons injured	847	471	652	1169	1143	859
Мальта								
Monaco	A	Number of persons killed	13
Monaco	B	Number of persons injured	847	...	194
Монако								
Netherlands	A	Number of persons killed	1438	1376	1334	1082	750	677
Pays-Bas	B	Number of persons injured	48450	52032	50970	46083	31828	27507
Нидерланды								
Norway	A	Number of persons killed	402	332	305	341	224	255
Norvège	B	Number of persons injured	11902	11886	11756	11662	11214	10868
Норвегия								
Poland	A	Number of persons killed	4688	7333	6900	6294	5444	5437
Pologne	B	Number of persons injured	42290	59611	70226	71638	61196	62097
Польша								
Portugal	A	Number of persons killed	1875	2321	2085	1897	1247	885
Portugal	B	Number of persons injured	39560	63329	65827	59696	49096	43824
Португалия								
Republic of Moldova	A	Number of persons killed	544	406	391	500
République de Moldova	B	Number of persons injured	3069	3147	1898	2369
Республика Молдова								
Romania	A	Number of persons killed	1322	3782	2845	2466	2629	3061
Roumanie	B	Number of persons injured	5059	16823	7716	7245	23200	36177
Румыния								
Russian Federation	A	Number of persons killed	22676	35366	32791	29594	33957	29936
Fédération de Russie	B	Number of persons injured	183926	179401	274864	270883
Российская Федерация								
Serbia	A	Number of persons killed	1146	841	897
Serbie	B	Number of persons injured	16610	16872	22275
Сербия								
Slovakia	A	Number of persons killed	...	517	660	628	606	606
Slovaquie	B	Number of persons injured	...	10634	11573	10094	10452	10886
Словакия								
Slovenia	A	Number of persons killed	464	517	415	314	258	214
Slovénie	B	Number of persons injured	7977	12201	14783	12742
Словения								
Spain	A	Number of persons killed	6374	9032	5751	5777	4442	3099
Espagne	B	Number of persons injured	126800	155476	121432	149780	132809	130948
Испания								
Sweden	A	Number of persons killed	808	772	572	591	440	397
Suède	B	Number of persons injured	20671	22497	21173	22032	26459	26248
Швеция								

For code see end of table.

Voir code à la fin du tableau.

См. шифр в конце таблицы.

G. Persons killed or injured in road traffic accidents

G. Personnes tuées ou blessées dans les accidents de la circulation routière

G. Погибшие или раненые в дорожно-транспортных происшествиях

Unit: number - Unité: nombre - Единица: число

Country Pays Страна	Code Code Шифр	Description Description Описание	1985	1990	1995	2000	2005	2008
Switzerland	A	Number of persons killed	908	954	692	592	409	357
Suisse	B	Number of persons injured	29827	29243	28759	30058	26754	25556
Швейцария								
Tajikistan	A	Number of persons killed	545	410	483	...
Tadjikistan	B	Number of persons injured	2011	1499	2036	...
Таджикистан								
The FYR of Macedonia ¹⁾	A	Number of persons killed	179	162	143	162
The FYR of Macedonia ¹⁾	B	Number of persons injured	3421	2340	4176	6724
Таджикистан ¹⁾								
Turkey	A	Number of persons killed	5680	6317	6004	5510	4505	4236
Turquie	B	Number of persons injured	51586	87668	114319	136751	154086	184468
Турция								
Turkmenistan	A	Number of persons killed	426
Turkménistan	B	Number of persons injured
Туркменистан								
Ukraine	A	Number of persons killed	6266	9616	7530	5185	7229	7718
Ukraine	B	Number of persons injured	39999	53451	46943	36636	55999	63254
Украина								
United Kingdom	A	Number of persons killed	5165	5217	3621	3580	3336	2645
Royaume-Uni	B	Number of persons injured	312000	336000	318466	331423	275840	237811
Соединенное Королевство								
United States	A	Number of persons killed	43825	44599	41798	41945	43510	37261
États-Unis	B	Number of persons injured		3231000	3386000	3189000	2699000	2346000
Соединенные Штаты								
Uzbekistan	A	Number of persons killed	...	3166	1899
Ouzbékistan	B	Number of persons injured
Узбекистан								

1) The former Yugoslav Republic of Macedonia.

1) L'ex-République yougoslave de Macédoine.

1) Бывшая Югославская Республика Македония.

Explanation of code - Explication du code - Объяснение шифра

A : Number of persons killed

A : Nombre de personnes tuées

A : Число убитых

B : Number of persons injured

B : Nombre de personnes blessées

B : Число раненых

Accidents and casualties

Accidents et victimes

Происшествия и жертвы

1. Road traffic accidents by location, time of occurrence and road condition

1. Accidents de la circulation routière selon le lieu, l'époque à laquelle ils se sont produits et les conditions de circulation

1. Дорожно-транспортные происшествия, повлекшие за собой раненых или погибших, по типу происшествия

Unit : number - Unité : nombre - Единица: Число

Item	Description	Rubrique	Description
1	All accidents - Total	1	Tous les accidents - Total
2	By location:	2	Selon le lieu:
21	- Motorways	21	- Autoroutes
22	- Inside built-up areas (without motorways)	22	- Dans les agglomérations (sans les autoroutes)
23	- Outside built-up areas (without motorways)	23	- Hors des agglomérations (sans les autoroutes)
3	By month:	3	Selon le mois:
301	- January	301	- Janvier
302	- February	302	- Février
303	- March	303	- Mars
304	- April	304	- Avril
305	- May	305	- Mai
306	- June	306	- Juin
307	- July	307	- Juillet
308	- August	308	- Août
309	- September	309	- Septembre
310	- October	310	- Octobre
311	- November	311	- Novembre
312	- December	312	- Décembre
4	By day of week:	4	Selon le jour de la semaine:
41	- Monday through Thursday	41	- Lundi à jeudi
42	- Friday	42	- Vendredi
43	- Saturday	43	- Samedi
44	- Sunday	44	- Dimanche
5	By light condition:	5	Selon les conditions d'éclairage:
51	- Daylight	51	- En plein jour
52	- Twilight (or unknown)	52	- Au crépuscule (ou conditions inconnues)
53	- Darkness	53	- Dans l'obscurité
6	By road condition:	6	Selon l'état de la route:
61	- Dry road surface	61	- Route sèche
62	- Other (wet, icy, etc.)	62	- Autre (humide, glacée, etc.)

Статья	Описание
1	Все дорожно-транспортные происшествия - Всего
2	По месту:
21	- Автомагистрали
22	- В населенных пунктах (без автомагистралей)
23	- За пределами населенных пунктов (без автомагистралей)
3	По месяцам:
301	- Январь
302	- Февраль
303	- Март
304	- Апрель
305	- Май
306	- Июнь
307	- Июль
308	- Август
309	- Сентябрь
310	- Октябрь
311	- Ноябрь
312	- Декабрь
4	По дням недели:
41	- Понедельник - четверг
42	- Пятница
43	- Суббота
44	- Воскресенье
5	По условиям освещения: Дневное время
51	- Дневное время
52	- Сумерки (или условия освещения не известны)
53	- Ночное время
6	По условиям дорожного покрытия:
61	- Сухое дорожное покрытие
62	- Прочее (влажное покрытие, гололед и т.д.)

1. Road traffic accidents by location, time of occurrence and road condition

1. Accidents de la circulation routière selon le lieu, l'époque à laquelle ils se sont produits et les conditions de circulation

1. Дорожно-транспортные происшествия, повлекшие за собой раненых или погибших, по типу происшествия

Unit : number - Unité : nombre - Единица: Число

Description Description Описание	Accidents Accidents Происшествия		Persons killed or injured : total Personnes tuées ou blessées : total Погибшие или раненые: всего		Persons killed Personnes tuées Погибшие		Persons injured Personnes blessées Раненые	
	2005	2008	2005	2008	2005	2008	2005	2008
	Albania - Albanie - Албания							
1 All accidents - Total	853	1208	1182	1559	307	303	875	1256
2 By location:								
21 - Motorways	8	4	11	6	2	3	9	3
22 - Inside built-up areas	435	729	665	892	116	134	549	758
23 - Outside built-up areas	410	475	506	661	189	166	317	495
3 By month:								
301 - January	173	256	241	327	76	70	165	257
302 - February
303 - March
304 - April	214	291	297	373	77	67	220	306
305 - May
306 - June
307 - July	244	335	354	441	91	84	263	357
308 - August
309 - September
310 - October	222	326	290	418	63	82	227	336
311 - November
312 - December
4 By day of week:								
41 - Monday through Thursday	464	670	641	865	165	161	476	704
42 - Friday	117	177	163	221	41	39	122	182
43 - Saturday	130	180	164	244	33	58	131	186
44 - Sunday	142	181	214	229	68	45	146	184
5 By light condition:								
51 - Daylight	610	737	855	934	197	162	658	772
52 - Twilight (or unknown)	2	145	67	178	27	31	40	147
53 - Darkness	241	326	260	447	83	110	177	337
6 By road condition:								
61 - Dry road surface	753	1092	1027	1383	248	251	779	1132
62 - Other (wet, icy, etc.)	100	116	154	176	59	52	95	124
Armenia - Arménie - Армения								
1 All accidents - Total	1312	2202	2084	3532	310	407	1774	3125
2 By location:								
21 - Motorways	577	857	1093	1720	185	225	908	1495
22 - Inside built-up areas
23 - Outside built-up areas
3 By month:								
301 - January	94	99	171	177	18	14	153	163
302 - February	62	200	100	192	12	17	88	175
303 - March	76	80	89	246	25	31	64	215
304 - April	80	166	121	254	12	29	109	225
305 - May	120	189	194	313	16	35	178	278
306 - June	101	189	171	357	27	46	144	311
307 - July	117	217	205	341	19	30	186	311
308 - August	119	230	163	372	30	44	133	328
309 - September	135	217	220	328	38	39	182	289
310 - October	137	207	237	294	32	37	205	257
311 - November	148	200	233	339	49	41	184	298
312 - December	123	208	180	319	32	44	148	275
4 By day of week:								
41 - Monday through Thursday
42 - Friday
43 - Saturday
44 - Sunday
5 By light condition:								
51 - Daylight
52 - Twilight (or unknown)
53 - Darkness
6 By road condition:								
61 - Dry road surface
62 - Other (wet, icy, etc.)

For notes see end of table.

Voir notes à la fin du tableau.

См. примечания в конце таблицы.

1. Road traffic accidents by location, time of occurrence and road condition

1. Accidents de la circulation routière selon le lieu, l'époque à laquelle ils se sont produits et les conditions de circulation

1. Дорожно-транспортные происшествия, повлекшие за собой раненых или погибших, по типу происшествия

Unit : number - Unité : nombre - Единица: Число

Description Description Описание	Accidents Accidents Происшествия		Persons killed or injured : total Personnes tuées ou blessées : total Погибшие или раненые: всего		Persons killed Personnes tuées Погибшие		Persons injured Personnes blessées Раненые	
	2005	2008	2005	2008	2005	2008	2005	2008
	Austria - Autriche - Австрия							
1 All accidents - Total	40896	39173	54002	51200	768	679	53234	50521
2 By location:								
21 - Motorways	2204	1687	2204	2839	89	71	2115	2768
22 - Inside built-up areas	25198	24888	25198	30693	202	189	24996	30504
23 - Outside built-up areas	13494	12598	13494	17668	477	419	13017	17249
3 By month:								
301 - January	2939	2556	2939	3408	57	44	2882	3364
302 - February	2418	2448	2418	3245	37	36	2381	3209
303 - March	2733	2661	2733	3667	51	59	2682	3608
304 - April	3270	3211	3270	4135	63	46	3207	4089
305 - May	4023	3909	4023	4953	66	53	3957	4900
306 - June	4221	3934	4221	5089	59	74	4162	5015
307 - July	4059	4037	4059	5311	83	66	3976	5245
308 - August	3862	4067	3862	5349	85	69	3777	5280
309 - September	4143	3634	4143	4663	79	65	4064	4598
310 - October	3581	3331	3581	4207	68	60	3513	4147
311 - November	3036	2828	3036	3717	76	55	2960	3662
312 - December	2611	2557	2611	3456	44	52	2567	3404
4 By day of week:								
41 - Monday through Thursday	23946	23391	23946	29691	415	333	23531	29358
42 - Friday	7075	6636	7075	8652	120	98	6955	8554
43 - Saturday	5655	5038	5655	7022	124	146	5531	6876
44 - Sunday	4220	4108	4220	5835	109	102	4111	5733
5 By light condition:								
51 - Daylight	29984	28812	29984	37008	437	394	29547	36614
52 - Twilight (or unknown)	1901	1885	1901	2559	47	23	1854	2536
53 - Darkness	9011	8476	9011	11633	284	262	8727	11371
6 By road condition:								
61 - Dry road surface	28987	28911	28987	37267	545	501	28442	36766
62 - Other (wet, icy, etc.)	11909	10262	16544	13933	223	178	16321	13755
Azerbaijan - Azerbaïdjan - Азербайджан								
1 All accidents - Total	3179	2970	4733	4284	1065	1052	3668	3232
2 By location:								
21 - Motorways	1035	644	1925	1118	518	361	1407	757
22 - Inside built-up areas	2144	2326	2808	3166	547	691	2261	2475
23 - Outside built-up areas	...	1	1
3 By month:								
301 - January	194	146	284	202	76	51	208	151
302 - February	141	142	218	177	51	43	167	134
303 - March	159	205	225	283	51	69	174	214
304 - April	200	207	263	297	46	71	217	226
305 - May	231	234	330	304	88	66	242	238
306 - June	256	272	392	388	87	81	305	307
307 - July	267	298	400	466	82	104	318	362
308 - August	284	297	463	451	121	133	342	318
309 - September	325	191	492	297	110	84	382	213
310 - October	326	333	488	487	98	126	390	361
311 - November	373	332	573	445	130	114	443	331
312 - December	423	313	605	487	125	110	480	377
4 By day of week:								
41 - Monday through Thursday	1765	1613	2531	2356	539	571	1992	1785
42 - Friday	473	440	692	611	176	144	516	467
43 - Saturday	465	468	744	661	165	153	579	508
44 - Sunday	476	449	766	656	185	184	581	472
5 By light condition:								
51 - Daylight	1365	1267	2070	1838	430	403	1640	1435
52 - Twilight (or unknown)	1292	1174	1897	1707	447	448	1450	1259
53 - Darkness	522	529	766	739	188	201	578	538
6 By road condition:								
61 - Dry road surface	2852	2663	4229	3833	951	950	3278	2883
62 - Other (wet, icy, etc.)	327	307	504	451	114	102	390	349

For notes see end of table.

Voir notes à la fin du tableau.

См. примечания в конце таблицы.

1. Road traffic accidents by location, time of occurrence and road condition

1. Accidents de la circulation routière selon le lieu, l'époque à laquelle ils se sont produits et les conditions de circulation

1. Дорожно-транспортные происшествия, повлекшие за собой раненых или погибших, по типу происшествия

Unit : number - Unité : nombre - Единица: Число

Description Description Описание	Accidents Accidents Происшествия		Persons killed or injured : total Personnes tuées ou blessées : total Погибшие или раненые: всего		Persons killed Personnes tuées Погибшие		Persons injured Personnes blessées Раненые		
	2005	2008	2005	2008	2005	2008	2005	2008	
	Belarus - Bélarus - Беларусь								
1 All accidents - Total	7717	...	9720	9074	1673	1564	8047	7510	
2 By location:									
21 - Motorways	
22 - Inside built-up areas	
23 - Outside built-up areas	
3 By month:									
301 - January	
302 - February	
303 - March	
304 - April	
305 - May	
306 - June	
307 - July	
308 - August	
309 - September	
310 - October	
311 - November	
312 - December	
4 By day of week:									
41 - Monday through Thursday	
42 - Friday	
43 - Saturday	
44 - Sunday	
5 By light condition:									
51 - Daylight	
52 - Twilight (or unknown)	
53 - Darkness	
6 By road condition:									
61 - Dry road surface	
62 - Other (wet, icy, etc.)	
	Belgium - Belgique - Бельгия								
1 All accidents - Total	40366	42115	54699	65381	1089	944	53610	64437	
2 By location:									
21 - Motorways	3711	3836	3711	...	161	139	3550	...	
22 - Inside built-up areas	21770	23264	21770	...	255	274	21515	...	
23 - Outside built-up areas	14805	14960	14805	...	617	474	14188	...	
3 By month:									
301 - January	3050	3187	3050	4194	97	71	2953	4123	
302 - February	2857	3332	2857	4450	73	74	2784	4376	
303 - March	2865	3198	2865	4353	78	76	2787	4277	
304 - April	3317	3479	3317	4765	90	69	3227	4696	
305 - May	3657	4113	3657	5552	97	83	3560	5469	
306 - June	3885	3933	3885	5231	122	84	3763	5147	
307 - July	3270	3466	3270	4781	101	100	3169	4681	
308 - August	3465	3307	3465	4520	76	90	3389	4430	
309 - September	3795	3779	3795	5012	98	70	3697	4942	
310 - October	3925	3863	3925	5139	98	82	3827	5057	
311 - November	3171	3373	3171	4511	79	79	3092	4432	
312 - December	3109	3085	3109	4079	80	66	3029	4013	
4 By day of week:									
41 - Monday through Thursday	22779	23576	22779	30795	552	447	22227	30348	
42 - Friday	6322	6870	6322	9125	155	135	6167	8990	
43 - Saturday	5994	6287	5994	8910	200	180	5794	8730	
44 - Sunday	5271	5382	5271	7757	182	182	5089	7575	
5 By light condition:									
51 - Daylight	27253	28284	27253	37659	525	490	26728	37169	
52 - Twilight (or unknown)	2198	2270	2198	2995	73	79	2125	2916	
53 - Darkness	10915	11561	10915	15933	491	375	10424	15558	
6 By road condition:									
61 - Dry road surface	29426	30491	29426	40666	727	634	28699	40032	
62 - Other (wet, icy, etc.)	10940	11624	15394	15921	362	310	15032	15611	

For notes see end of table.

Voir notes à la fin du tableau.

См. примечания в конце таблицы.

1. Road traffic accidents by location, time of occurrence and road condition

1. Accidents de la circulation routière selon le lieu, l'époque à laquelle ils se sont produits et les conditions de circulation

1. Дорожно-транспортные происшествия, повлекшие за собой раненых или погибших, по типу происшествия

Unit : number - Unité : nombre - Единица: Число

Description Description Описание	Accidents Accidents Происшествия		Persons killed or injured : total Personnes tuées ou blessées : total Погибшие или раненые: всего		Persons killed Personnes tuées Погибшие		Persons injured Personnes blessées Раненые		
	2005	2008	2005	2008	2005	2008	2005	2008	
	Bosnia-Herzegovina - Bosnie-Herzégovine - Босния и Герцеговина								
1	All accidents - Total	4417	5541	6449	8075	199	245	6250	7830
2	By location:								
21	- Motorways
22	- Inside built-up areas
23	- Outside built-up areas
3	By month:								
301	- January	513	...	19	...	494
302	- February	495	...	24	...	471
303	- March	609	...	22	...	587
304	- April	574	...	9	...	565
305	- May	706	...	14	...	692
306	- June	804	...	24	...	780
307	- July	844	...	27	...	817
308	- August	946	...	23	...	923
309	- September	607	...	18	...	589
310	- October	730	...	17	...	713
311	- November	564	...	15	...	549
312	- December	602	...	28	...	574
4	By day of week:								
41	- Monday through Thursday
42	- Friday
43	- Saturday
44	- Sunday
5	By light condition:								
51	- Daylight
52	- Twilight (or unknown)
53	- Darkness
6	By road condition:								
61	- Dry road surface
62	- Other (wet, icy, etc.)

Bulgaria - Bulgarie - Болгария

1	All accidents - Total	8224	8045	11069	11013	957	1061	10112	9952
2	By location:								
21	- Motorways	119	150	189	250	28	38
22	- Inside built-up areas	5643	5377	6981	6715	417	443
23	- Outside built-up areas	2462	2518	3899	4048	512	580
3	By month:								
301	- January
302	- February
303	- March
304	- April
305	- May
306	- June
307	- July
308	- August
309	- September
310	- October
311	- November
312	- December
4	By day of week:								
41	- Monday through Thursday
42	- Friday
43	- Saturday
44	- Sunday
5	By light condition:								
51	- Daylight
52	- Twilight (or unknown)
53	- Darkness
6	By road condition:								
61	- Dry road surface
62	- Other (wet, icy, etc.)

For notes see end of table.

Voir notes à la fin du tableau.

См. примечания в конце таблицы.

1. Road traffic accidents by location, time of occurrence and road condition

1. Accidents de la circulation routière selon le lieu, l'époque à laquelle ils se sont produits et les conditions de circulation

1. Дорожно-транспортные происшествия, повлекшие за собой раненых или погибших, по типу происшествия

Unit : number - Unité : nombre - Единица: Число

Description Description Описание	Accidents Accidents Происшествия		Persons killed or injured : total Personnes tuées ou blessées : total Погибшие или раненые: всего		Persons killed Personnes tuées Погибшие		Persons injured Personnes blessées Раненые	
	2005	2008	2005	2008	2005	2008	2005	2008
	Canada - Canada - Канада							
1 All accidents - Total	148162	129862	207662	179999	2898	2425	204764	177574
2 By location:								
21 - Motorways
22 - Inside built-up areas	106457
23 - Outside built-up areas
3 By month:								
301 - January
302 - February
303 - March
304 - April
305 - May
306 - June
307 - July
308 - August
309 - September
310 - October
311 - November
312 - December
4 By day of week:								
41 - Monday through Thursday
42 - Friday
43 - Saturday
44 - Sunday
5 By light condition:								
51 - Daylight
52 - Twilight (or unknown)
53 - Darkness
6 By road condition:								
61 - Dry road surface
62 - Other (wet, icy, etc.)

Croatia - Croatie - Хорватия

1 All accidents - Total	15679	16283	22370	23059	597	664	21773	22395
2 By location:								
21 - Motorways	396	487	753	917	37	70	716	847
22 - Inside built-up areas	12218	12616	16877	17204	362	414	16515	16790
23 - Outside built-up areas	3065	3180	4740	4943	198	180	4542	4763
3 By month:								
301 - January	1012	1027	1523	1452	44	49	1479	1403
302 - February	773	1008	1124	1433	24	28	1100	1405
303 - March	1010	1222	1451	1756	43	38	1408	1718
304 - April	1162	1345	1600	1908	48	74	1552	1834
305 - May	1474	1582	2013	2208	61	66	1952	2142
306 - June	1520	1522	2078	2115	53	50	2025	2065
307 - July	1672	1633	2485	2282	61	72	2424	2210
308 - August	1715	1694	2553	2438	66	79	2487	2359
309 - September	1369	1408	1955	2021	49	59	1906	1962
310 - October	1462	1447	2058	1999	54	58	2004	1941
311 - November	1215	1139	1703	1662	39	41	1664	1621
312 - December	1295	1256	1827	1785	55	50	1772	1735
4 By day of week:								
41 - Monday through Thursday	8550	8924	11685	12176	279	309	11406	11867
42 - Friday	2424	2546	3383	3517	90	102	3293	3415
43 - Saturday	2523	2610	3801	3945	124	130	3677	3815
44 - Sunday	2182	2203	3501	3421	104	123	3397	3298
5 By light condition:								
51 - Daylight	10633	11001	14862	15264	315	349	14547	14915
52 - Twilight (or unknown)	332	287	462	417	14	24	448	393
53 - Darkness	4714	4995	7046	7378	268	291	6778	7087
6 By road condition:								
61 - Dry road surface	11536	12400	16104	12921	431	521	15673	12400
62 - Other (wet, icy, etc.)	4143	3883	6266	4026	166	143	6100	3883

For notes see end of table.

Voir notes à la fin du tableau.

См. примечания в конце таблицы.

1. Road traffic accidents by location, time of occurrence and road condition

1. Accidents de la circulation routière selon le lieu, l'époque à laquelle ils se sont produits et les conditions de circulation

1. Дорожно-транспортные происшествия, повлекшие за собой раненых или погибших, по типу происшествия

Unit : number - Unité : nombre - Единица: Число

Description Description Описание	Accidents Accidents Происшествия		Persons killed or injured : total Personnes tuées ou blessées : total Погибшие или раненые: всего		Persons killed Personnes tuées Погибшие		Persons injured Personnes blessées Раненые	
	2005	2008	2005	2008	2005	2008	2005	2008
	Cyprus - Chypre - Кипр							
1 All accidents - Total	1382	1392	2398	2045	102	82	2296	1963
2 By location:								
21 - Motorways	202	133	15	8	187	125
22 - Inside built-up areas	2020	1781	75	63	1945	1718
23 - Outside built-up areas
3 By month:								
301 - January	204	167	165	150	7	5	158	145
302 - February	169	148	141	156	4	7	137	149
303 - March	205	193	188	182	11	7	177	175
304 - April	226	180	222	168	11	5	211	163
305 - May	238	210	224	215	6	9	218	206
306 - June	227	178	217	160	7	5	210	155
307 - July	253	200	258	181	10	7	248	174
308 - August	214	195	195	191	8	6	187	185
309 - September	205	168	201	159	8	10	193	149
310 - October	203	178	185	201	8	7	177	194
311 - November	201	147	200	140	10	7	190	133
312 - December	203	167	202	142	12	7	190	135
4 By day of week:								
41 - Monday through Thursday	1436	1157	1287	1091	53	49	1234	1042
42 - Friday	389	336	361	327	13	13	348	314
43 - Saturday	351	305	343	298	12	14	331	284
44 - Sunday	372	333	407	329	24	6	383	323
5 By light condition:								
51 - Daylight	1516	1220	1383	1184	44	41	1339	1143
52 - Twilight (or unknown)	119	80	112	79	6	1	106	78
53 - Darkness	913	831	903	782	52	40	851	742
6 By road condition:								
61 - Dry road surface	2472	2082	2303	1994	95	78	2208	1916
62 - Other (wet, icy, etc.)	76	49	95	51	7	4	88	47

Czech Republic - République tchèque - Чешская Республика

1 All accidents - Total	25239	22481	33497	29577	1286	1076	32211	28501
2 By location:								
21 - Motorways	450	1275	450	676	45	30	405	646
22 - Inside built-up areas	15636	13443	15636	16353	503	444	15133	15909
23 - Outside built-up areas	9153	8591	9153	12548	738	602	8415	11946
3 By month:								
301 - January	1925	1524	1925	1954	95	71	1830	1883
302 - February	1326	1381	1326	1764	58	73	1268	1691
303 - March	1521	1642	1521	2195	76	66	1445	2129
304 - April	1857	1774	1857	2277	85	76	1772	2201
305 - May	2526	2028	2526	2666	107	86	2419	2580
306 - June	2664	2285	2664	3026	137	104	2527	2922
307 - July	2503	2161	2503	2906	125	112	2378	2794
308 - August	2524	2205	2524	2867	122	112	2402	2755
309 - September	2399	2011	2399	2727	117	87	2282	2640
310 - October	2245	2015	2245	2655	134	90	2111	2565
311 - November	1967	1784	1967	2341	120	115	1847	2226
312 - December	1782	1671	1782	2199	110	84	1672	2115
4 By day of week:								
41 - Monday through Thursday	14056	12726	14056	16355	644	568	13412	15787
42 - Friday	4280	3727	4280	4737	221	162	4059	4575
43 - Saturday	3829	3234	3829	4455	218	178	3611	4277
44 - Sunday	3074	2794	3074	4030	203	168	2871	3862
5 By light condition:								
51 - Daylight	3387	...	3387	19323	169	586	3218	18737
52 - Twilight (or unknown)	18870	16874	18870	22071	818	690	18052	21381
53 - Darkness	2982	5607	2982	7506	299	386	2683	7120
6 By road condition:								
61 - Dry road surface	16869	15669	16869	20329	841	756	16028	19573
62 - Other (wet, icy, etc.)	8370	6812	11924	9248	445	320	11479	8928

For notes see end of table.

Voir notes à la fin du tableau.

См. примечания в конце таблицы.

1. Road traffic accidents by location, time of occurrence and road condition

1. Accidents de la circulation routière selon le lieu, l'époque à laquelle ils se sont produits et les conditions de circulation

1. Дорожно-транспортные происшествия, повлекшие за собой раненых или погибших, по типу происшествия

Unit : number - Unité : nombre - Единица: Число

Description Description Описание	Accidents Accidents Происшествия		Persons killed or injured : total Personnes tuées ou blessées : total Погибшие или раненые: всего		Persons killed Personnes tuées Погибшие		Persons injured Personnes blessées Раненые	
	2005	2008	2005	2008	2005	2008	2005	2008
	Denmark - Danemark - Дания							
1 All accidents - Total	5412	5020	6919	6329	331	406	6588	5923
2 By location:								
21 - Motorways	244	212	356	306	31	31	213	275
22 - Inside built-up areas	3148	2905	3619	3326	95	129	3053	3197
23 - Outside built-up areas	2020	1903	2944	2697	205	246	1815	2451
3 By month:								
301 - January	439	...	555	...	30	...	409	...
302 - February	391	...	490	...	26	...	365	...
303 - March	323	...	422	...	20	...	303	...
304 - April	474	...	603	...	30	...	444	...
305 - May	487	...	622	...	32	...	455	...
306 - June	497	...	643	...	18	...	479	...
307 - July	472	...	633	...	36	...	436	...
308 - August	497	...	630	...	32	...	465	...
309 - September	452	...	560	...	22	...	430	...
310 - October	469	...	586	...	34	...	435	...
311 - November	482	...	623	...	23	...	459	...
312 - December	429	...	552	...	28	...	401	...
4 By day of week:								
41 - Monday through Thursday	3153	...	3834	...	169	...	2984	...
42 - Friday	886	...	1130	...	69	...	817	...
43 - Saturday	741	...	1058	...	54	...	687	...
44 - Sunday	632	...	897	...	39	...	593	...
5 By light condition:								
51 - Daylight	3705	...	4697	...	194	...	3511	...
52 - Twilight (or unknown)	237	...	294	...	17	...	220	...
53 - Darkness	1470	...	1928	...	120	...	1350	...
6 By road condition:								
61 - Dry road surface	3797	...	4798	...	213	...	3584	...
62 - Other (wet, icy, etc.)	1615	...	2121	...	118	...	2121	...
Estonia - Estonie - Эстония								
1 All accidents - Total	2341	1868	3193	2530	170	132	3023	2398
2 By location:								
21 - Motorways
22 - Inside built-up areas	1408	1108	1408	1302	46	41	1362	1261
23 - Outside built-up areas	933	760	933	1228	124	91	809	1137
3 By month:								
301 - January	176	157	176	207	19	16	157	191
302 - February	118	153	118	217	7	8	111	209
303 - March	137	127	137	190	10	8	127	182
304 - April	143	142	143	184	5	5	138	179
305 - May	212	183	212	238	14	7	198	231
306 - June	231	162	231	212	16	20	215	192
307 - July	233	188	233	262	15	12	218	250
308 - August	236	156	236	203	13	10	223	193
309 - September	245	151	245	188	19	14	226	174
310 - October	223	168	223	225	17	13	206	212
311 - November	194	144	194	204	19	14	175	190
312 - December	193	137	193	200	16	5	177	195
4 By day of week:								
41 - Monday through Thursday	1198	984	1198	1250	78	67	1120	1183
42 - Friday	394	299	394	399	31	21	363	378
43 - Saturday	386	335	386	512	33	31	353	481
44 - Sunday	363	250	363	369	28	13	335	356
5 By light condition:								
51 - Daylight	1575	1213	1575	1608	92	66	1483	1542
52 - Twilight (or unknown)	31	10	31	13	2	1	29	12
53 - Darkness	735	645	735	909	76	65	659	844
6 By road condition:								
61 - Dry road surface	1457	1127	1457	1473	100	86	1357	1387
62 - Other (wet, icy, etc.)	884	741	1305	1057	70	46	1235	1011

For notes see end of table.

Voir notes à la fin du tableau.

См. примечания в конце таблицы.

1. Road traffic accidents by location, time of occurrence and road condition

1. Accidents de la circulation routière selon le lieu, l'époque à laquelle ils se sont produits et les conditions de circulation

1. Дорожно-транспортные происшествия, повлекшие за собой раненых или погибших, по типу происшествия

Unit : number - Unité : nombre - Единица: Число

Description Description Описание	Accidents Accidents Происшествия		Persons killed or injured : total Personnes tuées ou blessées : total Погибшие или раненые: всего		Persons killed Personnes tuées Погибшие		Persons injured Personnes blessées Раненые	
	2005	2008	2005	2008	2005	2008	2005	2008
	Finland - Finlande - Финляндия							
1 All accidents - Total	7020	6881	9362	8857	379	344	8983	8513
2 By location:								
21 - Motorways	125	169	125	241	10	9	115	232
22 - Inside built-up areas	3682	3638	3682	4422	101	108	3581	4314
23 - Outside built-up areas	3211	3074	3211	4194	268	227	2943	3967
3 By month:								
301 - January	506	456	506	615	50	21	456	594
302 - February	349	388	349	542	20	22	329	520
303 - March	360	342	360	448	24	21	336	427
304 - April	403	467	403	615	19	25	384	590
305 - May	668	670	668	828	32	29	636	799
306 - June	697	695	697	908	41	25	656	883
307 - July	870	778	870	991	44	41	826	950
308 - August	784	694	784	896	42	27	742	869
309 - September	723	678	723	838	35	33	688	805
310 - October	634	661	634	836	24	44	610	792
311 - November	565	552	565	690	28	29	537	661
312 - December	461	500	461	650	20	27	441	623
4 By day of week:								
41 - Monday through Thursday	3969	3941	3969	4879	202	189	3767	4690
42 - Friday	1174	1192	1174	1586	73	66	1101	1520
43 - Saturday	1050	996	1050	1371	70	52	980	1319
44 - Sunday	827	752	827	1021	34	37	793	984
5 By light condition:								
51 - Daylight	4791	4632	4791	5897	241	217	4550	5680
52 - Twilight (or unknown)	515	529	515	674	27	25	488	649
53 - Darkness	1714	1720	1714	2286	111	102	1603	2184
6 By road condition:								
61 - Dry road surface	4342	4064	4342	5163	225	195	4117	4968
62 - Other (wet, icy, etc.)	2678	2817	3846	3694	154	149	3692	3545
France - France - Франция								
1 All accidents - Total	84525	74487	113747	98058	5318	4275	108429	93783
2 By location:								
21 - Motorways	5160	4224	5160	6234	323	233	4837	6001
22 - Inside built-up areas	58676	52072	58676	63825	1664	1235	57012	62590
23 - Outside built-up areas	20688	18191	20688	27999	3331	2807	17357	25192
3 By month:								
301 - January	6922	5958	6922	7741	405	327	6517	7414
302 - February	5387	5655	5387	7382	345	292	5042	7090
303 - March	6382	5863	6382	7748	396	362	5986	7386
304 - April	6410	5724	6410	7458	370	312	6040	7146
305 - May	7604	6346	7604	8421	450	399	7154	8022
306 - June	8273	6610	8273	8624	480	306	7793	8318
307 - July	7472	6773	7472	9200	608	416	6864	8784
308 - August	6285	5340	6285	7557	478	392	5807	7165
309 - September	7694	6724	7694	8620	441	334	7253	8286
310 - October	7851	7329	7851	9503	472	440	7379	9063
311 - November	7406	6153	7406	7993	413	333	6993	7660
312 - December	6839	6012	6839	7811	460	362	6379	7449
4 By day of week:								
41 - Monday through Thursday	48191	42990	48191	54668	2624	2118	45567	52550
42 - Friday	14272	12560	14272	16130	859	669	13413	15461
43 - Saturday	12249	10631	12249	14961	939	776	11310	14185
44 - Sunday	9813	8306	9813	12299	896	712	8917	11587
5 By light condition:								
51 - Daylight	58426	50935	58426	65897	2937	2379	55489	63518
52 - Twilight (or unknown)	4865	4447	4865	5857	384	327	4481	5530
53 - Darkness	21234	19105	21234	26304	1997	1569	19237	24735
6 By road condition:								
61 - Dry road surface	67112	56840	67112	74522	4107	3200	63005	71322
62 - Other (wet, icy, etc.)	17413	17647	25611	23536	1211	1075	24400	22461

For notes see end of table.

Voir notes à la fin du tableau.

См. примечания в конце таблицы.

1. Road traffic accidents by location, time of occurrence and road condition

1. Accidents de la circulation routière selon le lieu, l'époque à laquelle ils se sont produits et les conditions de circulation

1. Дорожно-транспортные происшествия, повлекшие за собой раненых или погибших, по типу происшествия

Unit : number - Unité : nombre - Единица: Число

Description Description Описание	Accidents Accidents Происшествия		Persons killed or injured : total Personnes tuées ou blessées : total Погибшие или раненые: всего		Persons killed Personnes tuées Погибшие		Persons injured Personnes blessées Раненые	
	2005	2008	2005	2008	2005	2008	2005	2008
	Georgia - Géorgie - Грузия							
1 All accidents - Total	3870	6015	6127	9930	581	867	5546	9063
2 By location:								
21 - Motorways	943	1261	1818	2610	223	336	1595	2274
22 - Inside built-up areas	2927	4000	4309	6038	358	339	3951	5699
23 - Outside built-up areas
3 By month:								
301 - January	167	414	295	666	39	46	256	620
302 - February	204	382	350	604	31	44	319	560
303 - March	418	456	610	762	50	60	560	702
304 - April	249	522	381	868	37	76	344	792
305 - May	308	536	526	862	69	89	457	773
306 - June	311	499	507	836	48	75	459	761
307 - July	346	531	562	930	41	78	521	852
308 - August	365	488	639	810	60	84	579	726
309 - September	330	549	523	885	54	83	469	802
310 - October	378	523	527	846	51	64	476	782
311 - November	387	579	607	1001	53	84	554	917
312 - December	407	536	600	860	48	84	552	776
4 By day of week:								
41 - Monday through Thursday	...	2929	...	4708	...	370	...	4338
42 - Friday	...	700	...	1111	...	85	...	1026
43 - Saturday	...	784	...	1324	...	112	...	1212
44 - Sunday	...	848	...	1505	...	108	...	1397
5 By light condition:								
51 - Daylight	...	2264	...	3739	...	216	...	3523
52 - Twilight (or unknown)	...	1051	...	1723	...	165	...	1558
53 - Darkness	...	1946	...	3186	...	294	...	2892
6 By road condition:								
61 - Dry road surface
62 - Other (wet, icy, etc.)

Germany - Allemagne - Германия

1 All accidents - Total	336618	320614	438791	413524	5361	4477	433430	409047
2 By location:								
21 - Motorways	20943	18269	33029	28775	662	495	32367	28280
22 - Inside built-up areas	225875	221306	275481	268145	1471	1261	274010	266884
23 - Outside built-up areas	89801	81039	130294	116604	3228	2721	127066	113883
3 By month:								
301 - January
302 - February
303 - March
304 - April
305 - May
306 - June
307 - July
308 - August
309 - September
310 - October
311 - November
312 - December
4 By day of week:								
41 - Monday through Thursday
42 - Friday
43 - Saturday
44 - Sunday
5 By light condition:								
51 - Daylight
52 - Twilight (or unknown)
53 - Darkness
6 By road condition:								
61 - Dry road surface
62 - Other (wet, icy, etc.)

For notes see end of table.

Voir notes à la fin du tableau.

См. примечания в конце таблицы.

1. Road traffic accidents by location, time of occurrence and road condition

1. Accidents de la circulation routière selon le lieu, l'époque à laquelle ils se sont produits et les conditions de circulation

1. Дорожно-транспортные происшествия, повлекшие за собой раненых или погибших, по типу происшествия

Unit : number - Unité : nombre - Единица: Число

Description Description Описание	Accidents Accidents Происшествия		Persons killed or injured : total Personnes tuées ou blessées : total Погибшие или раненые: всего		Persons killed Personnes tuées Погибшие		Persons injured Personnes blessées Раненые	
	2005	2008	2005	2008	2005	2008	2005	2008
	Greece - Grèce - Греция							
1 All accidents - Total	16914	15083	23706	20563	1658	1553	22048	19010
2 By location:								
21 - Motorways	...	630	...	932	...	120	...	812
22 - Inside built-up areas	...	11623	...	14773	...	744	...	14029
23 - Outside built-up areas	...	2830	...	1147	...	198	...	949
3 By month:								
301 - January	1125	965	1125	1314	116	104	1009	1210
302 - February	1031	958	1031	1305	106	92	925	1213
303 - March	1321	1088	1321	1434	118	120	1203	1314
304 - April	1520	1203	1520	1592	98	127	1422	1465
305 - May	1590	1365	1590	1829	142	116	1448	1713
306 - June	1705	1511	1705	2099	173	152	1532	1947
307 - July	1674	1504	1674	2106	170	150	1504	1956
308 - August	1445	1328	1445	1922	177	207	1268	1715
309 - September	1450	1329	1450	1778	135	132	1315	1646
310 - October	1478	1452	1478	1947	142	140	1336	1807
311 - November	1259	1263	1259	1689	135	109	1124	1580
312 - December	1316	1117	1316	1548	146	104	1170	1444
4 By day of week:								
41 - Monday through Thursday	9527	8546	9527	11181	849	755	8678	10426
42 - Friday	2681	2219	2681	2994	254	232	2427	2762
43 - Saturday	2363	2202	2363	3183	290	285	2073	2898
44 - Sunday	2343	2116	2343	3205	265	281	2078	2924
5 By light condition:								
51 - Daylight	10238	9288	10238	12384	875	825	9363	11559
52 - Twilight (or unknown)	855	759	855	1026	82	96	773	930
53 - Darkness	5821	5036	5821	7153	701	632	5120	6521
6 By road condition:								
61 - Dry road surface	15307	13816	15307	18596	1426	1355	13881	17241
62 - Other (wet, icy, etc.)	1607	1267	2740	1967	232	198	2508	1769

Hungary - Hongrie - Венгрия

1 All accidents - Total	20777	19174	28783	26365	1278	996	27505	25369
2 By location:								
21 - Motorways	405	438	405	750	48	54	357	696
22 - Inside built-up areas	14124	13172	14124	16481	501	419	13623	16062
23 - Outside built-up areas	6248	5564	6248	9134	729	523	5519	8611
3 By month:								
301 - January	1440	1198	1440	1630	84	66	1356	1564
302 - February	1058	1261	1058	1725	79	62	979	1663
303 - March	1283	1423	1283	1955	76	61	1207	1894
304 - April	1522	1611	1522	2229	100	67	1422	2162
305 - May	1983	1729	1983	2357	110	82	1873	2275
306 - June	1981	1688	1981	2269	116	78	1865	2191
307 - July	2047	1789	2047	2547	137	110	1910	2437
308 - August	1911	1911	1911	2633	122	96	1789	2537
309 - September	2059	1707	2059	2299	115	96	1944	2203
310 - October	2065	1644	2065	2243	132	102	1933	2141
311 - November	1681	1515	1681	2124	106	81	1575	2043
312 - December	1747	1698	1747	2354	101	95	1646	2259
4 By day of week:								
41 - Monday through Thursday	11553	10718	11553	14198	685	544	10868	13654
42 - Friday	3546	3131	3546	4276	195	153	3351	4123
43 - Saturday	3267	3074	3267	4517	246	172	3021	4345
44 - Sunday	2411	2251	2411	3374	152	127	2259	3247
5 By light condition:								
51 - Daylight	14753	13593	14753	18415	734	562	14019	17853
52 - Twilight (or unknown)	675	630	675	880	45	33	630	847
53 - Darkness	5349	4951	5349	7070	499	401	4850	6669
6 By road condition:								
61 - Dry road surface	16034	15330	16034	20674	942	767	15092	19907
62 - Other (wet, icy, etc.)	4743	3844	7373	5691	336	229	7037	5462

For notes see end of table.

Voir notes à la fin du tableau.

См. примечания в конце таблицы.

1. Road traffic accidents by location, time of occurrence and road condition

1. Accidents de la circulation routière selon le lieu, l'époque à laquelle ils se sont produits et les conditions de circulation

1. Дорожно-транспортные происшествия, повлекшие за собой раненых или погибших, по типу происшествия

Unit : number - Unité : nombre - Единица: Число

Description Description Описание	Accidents Accidents Происшествия		Persons killed or injured : total Personnes tuées ou blessées : total Погибшие или раненые: всего		Persons killed Personnes tuées Погибшие		Persons injured Personnes blessées Раненые	
	2005	2008	2005	2008	2005	2008	2005	2008
	Iceland - Islande - Исландия							
1 All accidents - Total	687	1083	1032	1583	19	12	1013	1571
2 By location:								
21 - Motorways
22 - Inside built-up areas	...	680	668	951	3	5	665	946
23 - Outside built-up areas	...	403	364	632	16	7	348	625
3 By month:								
301 - January	...	101	...	159	...	1	...	158
302 - February	...	93	...	138	...	1	...	137
303 - March	...	73	...	99	...	2	...	97
304 - April	...	78	...	114	...	2	...	112
305 - May	...	84	...	131	...	1	...	130
306 - June	...	94	...	144	...	1	...	143
307 - July	...	101	142
308 - August	...	108	...	150	...	1	...	149
309 - September	...	102	...	130	...	1	...	129
310 - October	...	89	131
311 - November	...	74	103
312 - December	...	86	...	142	...	2	...	140
4 By day of week:								
41 - Monday through Thursday	...	593	...	825	...	6	...	819
42 - Friday	...	192	...	291	...	3	...	288
43 - Saturday	...	163	...	251	...	2	...	249
44 - Sunday	...	135	...	216	...	1	...	215
5 By light condition:								
51 - Daylight	...	643	...	907	...	9	...	898
52 - Twilight (or unknown)	...	150	...	205	...	1	...	204
53 - Darkness	...	290	...	471	...	2	...	469
6 By road condition:								
61 - Dry road surface	...	456	...	646	...	6	...	640
62 - Other (wet, icy, etc.)	...	627	...	937	...	6	...	931

Ireland - Irlande - Ирландия

1 All accidents - Total	6533	6736	9877	10027	400	280	9477	9747
2 By location:								
21 - Motorways	...	93	...	140	...	2	...	138
22 - Inside built-up areas	...	2973	...	3968	...	62	...	3906
23 - Outside built-up areas	...	3670
3 By month:								
301 - January	...	569	...	801	...	25	...	776
302 - February	...	590	...	850	...	32	...	818
303 - March	...	553	...	799	...	20	...	779
304 - April	...	537	...	787	...	19	...	768
305 - May	...	590	...	880	...	19	...	861
306 - June	...	531	...	812	...	28	...	784
307 - July	...	525	...	788	...	27	...	761
308 - August	...	508	...	777	...	28	...	749
309 - September	...	561	...	791	...	19	...	772
310 - October	...	579	...	830	...	22	...	808
311 - November	...	605	...	842	...	22	...	820
312 - December	...	588	...	844	...	19	...	825
4 By day of week:								
41 - Monday through Thursday	...	3832	...	5386	...	141	...	5245
42 - Friday	...	1009	...	1442	...	34	...	1408
43 - Saturday	...	957	...	1487	...	48	...	1439
44 - Sunday	...	938	...	1486	...	57	...	1429
5 By light condition:								
51 - Daylight
52 - Twilight (or unknown)	...	179	...	267	...	13	...	254
53 - Darkness	...	6557	...	9534	...	267	...	9267
6 By road condition:								
61 - Dry road surface	...	3700	...	5277	...	152	...	5125
62 - Other (wet, icy, etc.)	...	3036	...	4524	...	128	...	4396

For notes see end of table.

Voir notes à la fin du tableau.

См. примечания в конце таблицы.

1. Road traffic accidents by location, time of occurrence and road condition

1. Accidents de la circulation routière selon le lieu, l'époque à laquelle ils se sont produits et les conditions de circulation

1. Дорожно-транспортные происшествия, повлекшие за собой раненых или погибших, по типу происшествия

Unit : number - Unité : nombre - Единица: Число

Description Description Описание	Accidents Accidents Происшествия		Persons killed or injured : total Personnes tuées ou blessées : total Погибшие или раненые: всего		Persons killed Personnes tuées Погибшие		Persons injured Personnes blessées Раненые	
	2005	2008	2005	2008	2005	2008	2005	2008
	Israel - Israël - Израиль							
1 All accidents - Total	16987	...	35473	31811	437	412	35036	31399
2 By location:								
21 - Motorways	a)	a)	a)	a)	a)	a)	a)	a)
22 - Inside built-up areas	11816	12373	22865	20807	167	163	22698	20644
23 - Outside built-up areas	4200	4158	12608	11004	270	249	12338	10755
3 By month:								
301 - January	1482	1557	2998	2976	36	45	2962	2931
302 - February	1230	1310	2590	2468	40	30	2550	2438
303 - March	1550	1490	3068	2856	40	31	3028	2825
304 - April	1368	1397	2863	2715	34	24	2829	2691
305 - May	1493	1445	3045	2770	34	35	3011	2735
306 - June	1434	1374	3096	2638	40	41	3056	2597
307 - July	1307	1393	2980	2584	34	27	2946	2557
308 - August	1299	1355	2822	2744	36	37	2786	2707
309 - September	1513	1401	3065	2668	35	33	3030	2635
310 - October	1341	1194	2874	2392	38	31	2836	2361
311 - November	1432	1330	2962	2528	40	27	2922	2501
312 - December	1538	1285	3110	2472	30	51	3080	2421
4 By day of week:								
41 - Monday through Thursday	9420	9613	18667	17543	222	241	18445	17302
42 - Friday	2813	2486	6122	5059	88	65	6034	4994
43 - Saturday	2188	1901	5546	4530	73	56	5473	4474
44 - Sunday	2566	2531	5138	4679	65	50	5073	4629
5 By light condition:								
51 - Daylight	10821	10947	21766	20136	235	224	21531	19912
52 - Twilight (or unknown)	b)	b)	b)	b)	b)	b)	b)	b)
53 - Darkness	6166	5584	13705	11675	202	188	13503	11487
6 By road condition:								
61 - Dry road surface	15434	14545	32156	28128	402	350	31754	27778
62 - Other (wet, icy, etc.)	1553	1986	3317	3683	46	62	3271	3621

Italy - Italie - Италия								
Description Description Описание	Accidents Accidents Происшествия		Persons killed or injured : total Personnes tuées ou blessées : total Погибшие или раненые: всего		Persons killed Personnes tuées Погибшие		Persons injured Personnes blessées Раненые	
	2005	2008	2005	2008	2005	2008	2005	2008
	1 All accidents - Total	240011	218963	340676	315470	5818	4731	334858
2 By location:								
21 - Motorways	14010	12372	14010	21083	577	452	13433	20631
22 - Inside built-up areas	184412	168088	184412	230401	2588	2076	181824	228325
23 - Outside built-up areas	41589	38503	41589	63986	2653	2203	38936	61783
3 By month:								
301 - January	16768	16669	16768	24105	465	365	16303	23740
302 - February	15961	16596	15961	23890	377	341	15584	23549
303 - March	18131	18053	18131	26310	394	398	17737	25912
304 - April	19445	18019	19445	25974	407	365	19038	25609
305 - May	23734	19857	23734	28569	542	437	23192	28132
306 - June	23375	19579	23375	28391	573	463	22802	27928
307 - July	23525	21369	23525	30411	659	487	22866	29924
308 - August	18568	17039	18568	24940	575	452	17993	24488
309 - September	20119	18313	20119	25921	440	355	19679	25566
310 - October	20597	19711	20597	27514	473	365	20124	27149
311 - November	20387	17653	20387	25387	433	344	19954	25043
312 - December	19401	16105	19401	23658	480	359	18921	23299
4 By day of week:								
41 - Monday through Thursday	139219	130612	139219	180466	2937	2431	136282	178035
42 - Friday	37131	33914	37131	47720	810	683	36321	47037
43 - Saturday	35616	31030	35616	47191	1018	814	34598	46377
44 - Sunday	28045	23407	28045	40093	1053	803	26992	39290
5 By light condition:								
51 - Daylight
52 - Twilight (or unknown)	240011	218963	240011	315470	5818	4731	234193	310739
53 - Darkness
6 By road condition:								
61 - Dry road surface	197264	175022	197264	250600	4682	3840	192582	246760
62 - Other (wet, icy, etc.)	42747	43941	65205	64570	1136	891	64069	63679

For notes see end of table.

Voir notes à la fin du tableau.

См. примечания в конце таблицы.

1. Road traffic accidents by location, time of occurrence and road condition

1. Accidents de la circulation routière selon le lieu, l'époque à laquelle ils se sont produits et les conditions de circulation

1. Дорожно-транспортные происшествия, повлекшие за собой раненых или погибших, по типу происшествия

Unit : number - Unité : nombre - Единица: Число

Description Description Описание	Accidents Accidents Происшествия		Persons killed or injured : total Personnes tuées ou blessées : total Погибшие или раненые: всего		Persons killed Personnes tuées Погибшие		Persons injured Personnes blessées Раненые	
	2005	2008	2005	2008	2005	2008	2005	2008
	Kazakhstan - Kazakhstan - Казахстан							
1 All accidents - Total	14517	13739	20796	19751	3374	3351	17422	16400
2 By location:								
21 - Motorways
22 - Inside built-up areas
23 - Outside built-up areas
3 By month:								
301 - January
302 - February
303 - March
304 - April
305 - May
306 - June
307 - July
308 - August
309 - September
310 - October
311 - November
312 - December
4 By day of week:								
41 - Monday through Thursday
42 - Friday
43 - Saturday
44 - Sunday
5 By light condition:								
51 - Daylight
52 - Twilight (or unknown)
53 - Darkness
6 By road condition:								
61 - Dry road surface
62 - Other (wet, icy, etc.)
Kyrgyzstan - Kirghizistan - Кыргызстан								
1 All accidents - Total	3717	4540	5461	7063	893	1138	4568	5925
2 By location:								
21 - Motorways	a)	a)
22 - Inside built-up areas	3717	4540
23 - Outside built-up areas
3 By month:								
301 - January	237	215	343	325	48	50	295	275
302 - February	175	251	264	426	30	86	234	340
303 - March	247	299	348	456	62	72	286	384
304 - April	268	336	387	486	72	69	315	417
305 - May	329	406	508	613	91	95	417	518
306 - June	280	396	436	617	70	97	366	520
307 - July	355	422	552	702	87	109	465	593
308 - August	373	447	563	671	104	87	459	584
309 - September	316	393	484	598	88	116	396	482
310 - October	336	517	466	798	75	143	391	655
311 - November	454	435	666	703	106	113	560	590
312 - December	347	423	444	668	60	101	384	567
4 By day of week:								
41 - Monday through Thursday
42 - Friday	525	669	741	1013	134	176	607	837
43 - Saturday	570	664	838	1066	125	193	713	873
44 - Sunday	579	695	876	1134	154	168	722	966
5 By light condition:								
51 - Daylight
52 - Twilight (or unknown)	b)	b)	b)	b)	b)	b)	b)	b)
53 - Darkness	1875	2325	2784	3711	564	756	2220	2955
6 By road condition:								
61 - Dry road surface
62 - Other (wet, icy, etc.)

For notes see end of table.

Voir notes à la fin du tableau.

См. примечания в конце таблицы.

1. Road traffic accidents by location, time of occurrence and road condition

1. Accidents de la circulation routière selon le lieu, l'époque à laquelle ils se sont produits et les conditions de circulation

1. Дорожно-транспортные происшествия, повлекшие за собой раненых или погибших, по типу происшествия

Unit : number - Unité : nombre - Единица: Число

Description Description Описание	Accidents Accidents Происшествия		Persons killed or injured : total Personnes tuées ou blessées : total Погибшие или раненые: всего		Persons killed Personnes tuées Погибшие		Persons injured Personnes blessées Раненые	
	2005	2008	2005	2008	2005	2008	2005	2008
	Latvia - Lettonie - Латвия							
1 All accidents - Total	4466	4196	6042	5724	442	316	5600	5408
2 By location:								
21 - Motorways
22 - Inside built-up areas	2843	2634	3476	3290	122	97	3354	3193
23 - Outside built-up areas	1623	1484	2566	2311	320	212	2246	2099
3 By month:								
301 - January	...	336	...	480	...	34	...	446
302 - February	...	283	...	380	...	26	...	354
303 - March	...	267	...	370	...	14	...	356
304 - April	...	305	...	417	...	22	...	395
305 - May	...	390	...	528	...	19	...	509
306 - June	...	401	...	568	...	20	...	548
307 - July	...	430	...	603	...	38	...	565
308 - August	...	408	...	573	...	36	...	537
309 - September	...	351	...	449	...	30	...	419
310 - October	...	370	...	468	...	19	...	449
311 - November	...	359	...	505	...	34	...	471
312 - December	...	296	...	383	...	24	...	359
4 By day of week:								
41 - Monday through Thursday	...	2260	...	2921	...	154	...	2767
42 - Friday	...	712	...	929	...	61	...	868
43 - Saturday	...	658	...	994	...	48	...	946
44 - Sunday	...	566	...	880	...	53	...	827
5 By light condition:								
51 - Daylight	...	2675	...	3662	...	160	...	3502
52 - Twilight (or unknown)	...	271	...	380	...	27	...	353
53 - Darkness	...	1250	...	1682	...	129	...	1553
6 By road condition:								
61 - Dry road surface	...	2376	...	3224	...	170	...	3054
62 - Other (wet, icy, etc.)	...	1820	...	2500	...	146	...	2354
Liechtenstein - Liechtenstein - Лихтенштейн								
1 All accidents - Total	...	402	111	110	2	1	109	109
2 By location:								
21 - Motorways
22 - Inside built-up areas
23 - Outside built-up areas
3 By month:								
301 - January
302 - February
303 - March
304 - April
305 - May
306 - June
307 - July
308 - August
309 - September
310 - October
311 - November
312 - December
4 By day of week:								
41 - Monday through Thursday
42 - Friday
43 - Saturday
44 - Sunday
5 By light condition:								
51 - Daylight
52 - Twilight (or unknown)
53 - Darkness
6 By road condition:								
61 - Dry road surface
62 - Other (wet, icy, etc.)

For notes see end of table.

Voir notes à la fin du tableau.

См. примечания в конце таблицы.

1. Road traffic accidents by location, time of occurrence and road condition

1. Accidents de la circulation routière selon le lieu, l'époque à laquelle ils se sont produits et les conditions de circulation

1. Дорожно-транспортные происшествия, повлекшие за собой раненых или погибших, по типу происшествия

Unit : number - Unité : nombre - Единица: Число

Description Description Описание	Accidents Accidents Происшествия		Persons killed or injured : total Personnes tuées ou blessées : total Погибшие или раненые: всего		Persons killed Personnes tuées Погибшие		Persons injured Personnes blessées Раненые	
	2005	2008	2005	2008	2005	2008	2005	2008
	Lithuania - Lituanie - Литва							
1 All accidents - Total	6772	4897	9247	6317	773	499	8474	5818
2 By location:								
21 - Motorways	180	109	275	...	59	24	216	...
22 - Inside built-up areas	4052	2977	4970	...	185	147	4785	...
23 - Outside built-up areas	2540	1710	4002	...	529	328	3473	...
3 By month:								
301 - January
302 - February
303 - March
304 - April
305 - May
306 - June
307 - July
308 - August
309 - September
310 - October
311 - November
312 - December
4 By day of week:								
41 - Monday through Thursday
42 - Friday
43 - Saturday
44 - Sunday
5 By light condition:								
51 - Daylight
52 - Twilight (or unknown)
53 - Darkness
6 By road condition:								
61 - Dry road surface
62 - Other (wet, icy, etc.)
Luxembourg - Luxembourg - Люксембург								
1 All accidents - Total	777	927	1101	1274	47	35	1054	1239
2 By location:								
21 - Motorways	85	122	85	172	4	6	81	166
22 - Inside built-up areas	386	536	386	725	13	9	373	716
23 - Outside built-up areas	300	241	300	337	30	20	270	317
3 By month:								
301 - January	61	76	61	100	4	1	57	99
302 - February	48	70	48	101
303 - March	54	76	54	101	3	2	51	99
304 - April	60	58	60	98	6	3	54	95
305 - May	77	105	77	136	5	5	72	131
306 - June	84	91	84	123	4	3	80	120
307 - July	75	92	75	130	7	3	68	127
308 - August	57	53	57	69	4	4	53	65
309 - September	53	80	53	113	4	4	49	109
310 - October	77	86	77	108	4	3	73	105
311 - November	72	73	...	99	...	1	72	98
312 - December	57	67	57	96	6	6	51	90
4 By day of week:								
41 - Monday through Thursday	408	528	408	728	21	16	387	712
42 - Friday	136	133	136	178	10	6	126	172
43 - Saturday	120	141	120	199	11	9	109	190
44 - Sunday	111	125	111	169	5	4	106	165
5 By light condition:								
51 - Daylight	288	365	288	499	9	14	279	485
52 - Twilight (or unknown)	215	264	215	360	16	4	199	356
53 - Darkness	272	298	272	415	22	17	250	398
6 By road condition:								
61 - Dry road surface	527	576	527	779	29	19	498	760
62 - Other (wet, icy, etc.)	248	351	391	495	18	16	373	479

For notes see end of table.

Voir notes à la fin du tableau.

См. примечания в конце таблицы.

1. Road traffic accidents by location, time of occurrence and road condition

1. Accidents de la circulation routière selon le lieu, l'époque à laquelle ils se sont produits et les conditions de circulation

1. Дорожно-транспортные происшествия, повлекшие за собой раненых или погибших, по типу происшествия

Unit : number - Unité : nombre - Единица: Число

Description Description Описание	Accidents Accidents Происшествия		Persons killed or injured : total Personnes tuées ou blessées : total Погибшие или раненые: всего		Persons killed Personnes tuées Погибшие		Persons injured Personnes blessées Раненые	
	2005	2008	2005	2008	2005	2008	2005	2008
	Malta - Malte - Мальта							
1 All accidents - Total	1156	764	1160	868	17	9	1143	859
2 By location:								
21 - Motorways
22 - Inside built-up areas	847	764	847	868	17	9	830	859
23 - Outside built-up areas
3 By month:								
301 - January	62	62	62	...	2	...	60	74
302 - February	53	66	53	78
303 - March	77	68	77	93	1	2	76	91
304 - April	55	83	55	99	2	3	53	96
305 - May	90	53	90	57
306 - June	100	67	...	79	...	1	100	78
307 - July	94	58	...	66	...	1	94	65
308 - August	83	72	83	...	4	...	79	88
309 - September	60	35	60	26	1	1	59	25
310 - October	48	73	48	...	5	...	43	70
311 - November	48	52	48	55	1	1	47	54
312 - December	77	75	77	...	1	...	76	83
4 By day of week:								
41 - Monday through Thursday	436	415	436	467	5	4	431	463
42 - Friday	112	117	...	125	...	2	112	123
43 - Saturday	137	135	137	159	8	2	129	157
44 - Sunday	162	97	162	117	4	1	158	116
5 By light condition:								
51 - Daylight	530	510	530	554	6	5	524	549
52 - Twilight (or unknown)	50	13	50	18
53 - Darkness	267	241	267	296	11	4	256	292
6 By road condition:								
61 - Dry road surface	690	657	690	755	13	9	677	746
62 - Other (wet, icy, etc.)	157	107	200	...	4	...	196	113
Netherlands - Pays-Bas - Нидерланды								
1 All accidents - Total	27007	23708	32578	28184	750	677	31828	27507
2 By location:								
21 - Motorways	-
22 - Inside built-up areas	...	16033	-	18236	...	243	...	17993
23 - Outside built-up areas	...	7667	-	9948
3 By month:								
301 - January	2034	1907	2466	2258	62	57	1972	2201
302 - February	1810	1775	2154	2078	61	43	1749	2035
303 - March	1903	1943	2327	2328	53	58	1850	2270
304 - April	2296	2004	2773	2367	54	47	2242	2320
305 - May	2365	2292	2907	2743	69	73	2296	2670
306 - June	2764	2317	3344	2757	61	59	2703	2698
307 - July	2013	1764	2460	2166	67	51	1946	2115
308 - August	2112	1812	2565	2198	56	44	2056	2154
309 - September	2618	2221	3185	2616	69	54	2549	2562
310 - October	2583	2169	3069	2580	60	57	2523	2523
311 - November	2405	1895	2817	2205	74	80	2331	2125
312 - December	2104	1609	2511	1888	64	54	2040	1834
4 By day of week:								
41 - Monday through Thursday	16589	14522	19529	16944	409	355	16180	16589
42 - Friday	4293	3771	5110	4522	125	136	4168	4386
43 - Saturday	3383	3119	4319	3794	111	107	3272	3687
44 - Sunday	2742	2296	3620	2924	105	79	2637	2845
5 By light condition:								
51 - Daylight	19808	17518	23639	20664	441	394	19367	20270
52 - Twilight (or unknown)	1658	1343	1969	1598	49	43	1609	1555
53 - Darkness	5541	4847	6970	5922	260	240	5281	5682
6 By road condition:								
61 - Dry road surface	18875	16307	22726	19357	512	465	18363	18892
62 - Other (wet, icy, etc.)	8132	7401	9852	8827	238	212	9852	8615

For notes see end of table.

Voir notes à la fin du tableau.

См. примечания в конце таблицы.

1. Road traffic accidents by location, time of occurrence and road condition

1. Accidents de la circulation routière selon le lieu, l'époque à laquelle ils se sont produits et les conditions de circulation

1. Дорожно-транспортные происшествия, повлекшие за собой раненых или погибших, по типу происшествия

Unit : number - Unité : nombre - Единица: Число

Description Description Описание	Accidents Accidents Происшествия		Persons killed or injured : total Personnes tuées ou blessées : total Погибшие или раненые: всего		Persons killed Personnes tuées Погибшие		Persons injured Personnes blessées Раненые	
	2005	2008	2005	2008	2005	2008	2005	2008
	Norway - Norvège - Норвегия							
1 All accidents - Total	8078	7726	11438	11123	224	255	11214	10868
2 By location:								
21 - Motorways
22 - Inside built-up areas	4100	3679	5438	4877	47	64	5391	4813
23 - Outside built-up areas	3555	3361	5422	5256	170	189	5252	5067
3 By month:								
301 - January	588	595	849	844	19	22	830	822
302 - February	506	539	768	788	13	17	755	771
303 - March	505	598	744	922	17	21	727	901
304 - April	594	533	761	803	16	17	745	786
305 - May	749	680	1061	938	13	28	1048	910
306 - June	853	824	1255	1167	21	32	1234	1135
307 - July	738	716	1054	1039	19	25	1035	1014
308 - August	779	729	1081	1037	22	27	1059	1010
309 - September	776	694	1085	947	16	15	1069	932
310 - October	745	695	1021	1010	17	23	1004	987
311 - November	630	633	856	895	28	9	828	886
312 - December	615	490	903	733	23	19	880	714
4 By day of week:								
41 - Monday through Thursday	4808	4609	6550	6430	115	144	6435	6286
42 - Friday	1223	1249	1765	1825	28	33	1737	1792
43 - Saturday	1096	972	1656	1467	45	36	1611	1431
44 - Sunday	951	896	1467	1401	36	42	1431	1359
5 By light condition:								
51 - Daylight	5418	5119	7588	7272	122	142	7466	7130
52 - Twilight (or unknown)	728	721	1009	1035	24	36	985	999
53 - Darkness	1932	1886	2841	2816	78	77	2763	2739
6 By road condition:								
61 - Dry road surface	4383	4107	6080	5844	126	125	5954	5719
62 - Other (wet, icy, etc.)	3695	3619	5358	5279	98	130	5260	5149
Poland - Pologne - Польша								
1 All accidents - Total	48100	49054	66640	67534	5444	5437	61196	62097
2 By location:								
21 - Motorways	228	281	228	460	33	35	195	425
22 - Inside built-up areas	34234	34881	34234	44511	2494	2499	31740	42012
23 - Outside built-up areas	13636	13892	13636	20380	2917	2696	10719	17684
3 By month:								
301 - January	3895	3843	3895	5177	480	431	3415	4746
302 - February	2804	3126	2804	4213	307	389	2497	3824
303 - March	2919	3478	2919	4867	297	408	2622	4459
304 - April	3325	3722	3325	4984	325	393	3000	4591
305 - May	4274	4256	4274	5910	410	401	3864	5509
306 - June	4585	4576	4585	6396	461	421	4124	5975
307 - July	4763	4435	4763	6334	547	482	4216	5852
308 - August	4592	4534	4592	6594	569	484	4023	6110
309 - September	4573	4261	4573	5846	538	458	4035	5388
310 - October	4386	4684	4386	6340	567	569	3819	5771
311 - November	3847	4047	3847	5397	483	505	3364	4892
312 - December	4137	4092	4137	5476	460	496	3677	4980
4 By day of week:								
41 - Monday through Thursday	26957	27527	26957	36332	2741	2763	24216	33569
42 - Friday	7913	7991	7913	10882	879	878	7034	10004
43 - Saturday	7106	7199	7106	10457	897	894	6209	9563
44 - Sunday	6124	6337	6124	9863	927	902	5197	8961
5 By light condition:								
51 - Daylight	31843	32061	31843	43852	2710	2594	29133	41258
52 - Twilight (or unknown)	3652	4007	3652	5492	545	603	3107	4889
53 - Darkness	12605	12986	12605	18190	2189	2240	10416	15950
6 By road condition:								
61 - Dry road surface	32172	32831	32172	44404	3686	3573	28486	40831
62 - Other (wet, icy, etc.)	15928	16223	24295	23130	1758	1864	22537	21266

For notes see end of table.

Voir notes à la fin du tableau.

См. примечания в конце таблицы.

1. Road traffic accidents by location, time of occurrence and road condition

1. Accidents de la circulation routière selon le lieu, l'époque à laquelle ils se sont produits et les conditions de circulation

1. Дорожно-транспортные происшествия, повлекшие за собой раненых или погибших, по типу происшествия

Unit : number - Unité : nombre - Единица: Число

Description Description Описание	Accidents Accidents Происшествия		Persons killed or injured : total Personnes tuées ou blessées : total Погибшие или раненые: всего		Persons killed Personnes tuées Погибшие		Persons injured Personnes blessées Раненые	
	2005	2008	2005	2008	2005	2008	2005	2008
	Portugal - Portugal - Португалия¹⁾							
1 All accidents - Total	37066	33613	50343	44709	1247	885	49096	43824
2 By location:								
21 - Motorways	2035	2501	2035	3753	98	96	1937	3657
22 - Inside built-up areas	25685	23756	25685	30281	537	417	25148	29863
23 - Outside built-up areas	9346	7356	9346	10676	612	372	8734	10304
3 By month:								
301 - January	2858	2488	2858	3234	95	58	2763	3176
302 - February	2743	2530	2743	3330	121	60	2622	3270
303 - March	2910	2660	2910	3490	93	73	2817	3417
304 - April	2712	2702	2712	3619	84	79	2628	3540
305 - May	2871	2628	2871	3508	106	63	2765	3445
306 - June	3102	2707	3102	3578	99	64	3003	3514
307 - July	3578	2995	3578	4050	114	71	3464	3979
308 - August	3415	2996	3415	4182	105	103	3310	4079
309 - September	3120	2864	3120	3750	115	81	3005	3669
310 - October	3506	3160	3506	4132	115	58	3391	4074
311 - November	3016	2980	3016	3930	88	97	2928	3833
312 - December	3235	2903	3235	3906	112	79	3123	3827
4 By day of week:								
41 - Monday through Thursday	20511	18886	20511	24214	637	445	19874	23769
42 - Friday	5816	5448	5816	7219	177	119	5639	7100
43 - Saturday	5542	4837	5542	6724	233	146	5309	6578
44 - Sunday	5197	4442	5197	6552	201	176	4996	6376
5 By light condition:								
51 - Daylight	25780	23641	25780	30951	671	483	25109	30468
52 - Twilight (or unknown)	1183	1063	1183	1421	65	39	1118	1382
53 - Darkness	10103	8909	10103	12337	511	363	9592	11974
6 By road condition:								
61 - Dry road surface	29635	25207	29635	33145	1026	681	28609	32464
62 - Other (wet, icy, etc.)	7431	8406	10735	11564	221	204	10514	11360

Republic of Moldova - République de Moldova - Республика Молдова

1 All accidents - Total	2290	2869	2289	2869	391	500	1898	2369
2 By location:								
21 - Motorways	139	...	221
22 - Inside built-up areas	1669	...	2183
23 - Outside built-up areas	482	...	758
3 By month:								
301 - January	145	...	196
302 - February	108	...	142
303 - March	128	...	166
304 - April	161	...	205
305 - May	163	...	218
306 - June	158	...	228
307 - July	168	...	240
308 - August	227	...	313
309 - September	232	...	326
310 - October	264	...	398
311 - November	273	...	384
312 - December	263	...	346
4 By day of week:								
41 - Monday through Thursday	1286	...	1774
42 - Friday	335	...	437
43 - Saturday	334	...	467
44 - Sunday	335	...	484
5 By light condition:								
51 - Daylight	1259	...	1718
52 - Twilight (or unknown)	68	...	101
53 - Darkness	963	...	1343
6 By road condition:								
61 - Dry road surface	1785	...	2439
62 - Other (wet, icy, etc.)	505	...	723

For notes see end of table.

Voir notes à la fin du tableau.

См. примечания в конце таблицы.

1. Road traffic accidents by location, time of occurrence and road condition

1. Accidents de la circulation routière selon le lieu, l'époque à laquelle ils se sont produits et les conditions de circulation

1. Дорожно-транспортные происшествия, повлекшие за собой раненых или погибших, по типу происшествия

Unit : number - Unité : nombre - Единица: Число

Description Description Описание	Accidents Accidents Происшествия		Persons killed or injured : total Personnes tuées ou blessées : total Погибшие или раненые: всего		Persons killed Personnes tuées Погибшие		Persons injured Personnes blessées Раненые	
	2005	2008	2005	2008	2005	2008	2005	2008
	Romania - Roumanie - Румыния							
1 All accidents - Total	19819	29307	25829	39238	2629	3061	23200	36177
2 By location:								
21 - Motorways	74	138	107	239	37	21	70	218
22 - Inside built-up areas	17002	24283	21357	30699	1878	1919	19479	28780
23 - Outside built-up areas	2743	4886	4365	8300	714	1121	3651	7179
3 By month:								
301 - January	802	1619	1004	2167	191	166	813	2001
302 - February	754	1882	958	2566	119	192	839	2374
303 - March	1249	2172	1607	2828	145	204	1462	2624
304 - April	1520	2284	1904	3088	151	227	1753	2861
305 - May	1759	2478	2277	3174	227	221	2050	2953
306 - June	1772	2715	2310	3607	201	270	2109	3337
307 - July	1974	2557	2686	3461	256	252	2430	3209
308 - August	2115	2948	2864	4092	243	317	2621	3775
309 - September	2104	2619	2688	3504	278	306	2410	3198
310 - October	2058	2934	2635	3852	312	322	2323	3530
311 - November	1899	2506	2468	3331	264	278	2204	3053
312 - December	1813	2593	2428	3568	242	306	2186	3262
4 By day of week:								
41 - Monday through Thursday	11101	16149	14064	20837	1439	1459	12625	19378
42 - Friday	3236	4434	4102	5829	407	475	3695	5354
43 - Saturday	2787	4306	3794	6079	397	539	3397	5540
44 - Sunday	2695	4418	3869	6493	386	588	3483	5905
5 By light condition:								
51 - Daylight	5142	17273	13857	22129	1106	1395	12751	20734
52 - Twilight (or unknown)	3668	3882	5034	5489	529	472	4505	5017
53 - Darkness	11009	8152	6938	11620	994	1194	5944	10426
6 By road condition:								
61 - Dry road surface	15392	23396	19708	30542	2030	2348	17678	28194
62 - Other (wet, icy, etc.)	4427	5911	6121	8696	599	713	5522	7983

Russian Federation - Fédération de Russie - Российская Федерация

1 All accidents - Total	223342	218322	308821	300819	33957	29936	274864	270883
2 By location:								
21 - Motorways	24124	22691	41517	38254	7941	7105	33576	31149
22 - Inside built-up areas	160970	156409	204368	198115	15948	13093	188420	185022
23 - Outside built-up areas	38248	39222	62936	64450	10068	9738	52868	54712
3 By month:								
301 - January	...	12279	...	16945	...	1757	...	15188
302 - February	...	11754	...	15605	...	1567	...	14038
303 - March	...	13111	...	17844	...	1779	...	16065
304 - April	...	15232	...	20018	...	1827	...	18191
305 - May	...	18136	...	24881	...	2277	...	22604
306 - June	...	20428	...	29012	...	2666	...	26346
307 - July	...	22096	...	31249	...	2972	...	28277
308 - August	...	22860	...	32569	...	3311	...	29258
309 - September	...	21258	...	29309	...	2988	...	26321
310 - October	...	22650	...	30374	...	3275	...	27099
311 - November	...	19832	...	27401	...	3023	...	24378
312 - December	...	18686	...	25612	...	2494	...	23118
4 By day of week:								
41 - Monday through Thursday
42 - Friday
43 - Saturday
44 - Sunday
5 By light condition:								
51 - Daylight
52 - Twilight (or unknown)
53 - Darkness
6 By road condition:								
61 - Dry road surface
62 - Other (wet, icy, etc.)

For notes see end of table.

Voir notes à la fin du tableau.

См. примечания в конце таблицы.

1. Road traffic accidents by location, time of occurrence and road condition

1. Accidents de la circulation routière selon le lieu, l'époque à laquelle ils se sont produits et les conditions de circulation

1. Дорожно-транспортные происшествия, повлекшие за собой раненых или погибших, по типу происшествия

Unit : number - Unité : nombre - Единица: Число

Description Description Описание	Accidents Accidents Происшествия		Persons killed or injured : total Personnes tuées ou blessées : total Погибшие или раненые: всего		Persons killed Personnes tuées Погибшие		Persons injured Personnes blessées Раненые	
	2005	2008	2005	2008	2005	2008	2005	2008
	Serbia - Serbie - Сербия							
1 All accidents - Total	12752	16651	17713	23172	841	897	16872	22275
2 By location:								
21 - Motorways	...	338	...	678	...	48
22 - Inside built-up areas	...	14275	...	18844	...	599
23 - Outside built-up areas	...	2038	...	3650	...	250
3 By month:								
301 - January
302 - February
303 - March
304 - April
305 - May
306 - June
307 - July
308 - August
309 - September
310 - October
311 - November
312 - December
4 By day of week:								
41 - Monday through Thursday
42 - Friday
43 - Saturday
44 - Sunday
5 By light condition:								
51 - Daylight
52 - Twilight (or unknown)
53 - Darkness
6 By road condition:								
61 - Dry road surface
62 - Other (wet, icy, etc.)
Slovakia - Slovaquie - Словакия								
1 All accidents - Total	7895	8343	11058	11492	606	606	10452	10886
2 By location:								
21 - Motorways	...	121	...	167	...	14	...	153
22 - Inside built-up areas	5154	5428	6612	6723	253	280	6359	6443
23 - Outside built-up areas	2749	2867	4438	4602	307	312	4131	4290
3 By month:								
301 - January	...	601	830	852	34	42	796	810
302 - February	...	519	578	714	34	38	544	676
303 - March	...	579	723	806	39	45	684	761
304 - April	...	609	842	808	51	31	791	777
305 - May	...	768	960	1055	36	41	924	1014
306 - June	...	759	1008	1028	47	45	961	983
307 - July	...	667	1166	959	35	42	1131	917
308 - August	...	789	1211	1125	62	67	1149	1058
309 - September	...	769	1008	1054	53	66	955	988
310 - October	...	783	1054	1089	57	56	997	1033
311 - November	...	719	788	969	61	60	727	909
312 - December	...	781	882	1033	51	73	831	960
4 By day of week:								
41 - Monday through Thursday	...	4586	...	6103	...	321	...	5782
42 - Friday	...	1478	...	2035	...	114	...	1921
43 - Saturday	...	1310	...	1919	...	95	...	1824
44 - Sunday	...	969	...	1435	...	76	...	1359
5 By light condition:								
51 - Daylight	5534	5387	7622	7449	285	308	7337	7141
52 - Twilight (or unknown)	2002	539	2879	688	243	28	2636	660
53 - Darkness	367	2417	549	3355	32	270	517	3085
6 By road condition:								
61 - Dry road surface	5449	5489	7482	7470	395	393	7087	7077
62 - Other (wet, icy, etc.)	2454	2854	3568	4022	165	213	3403	3809

For notes see end of table.

Voir notes à la fin du tableau.

См. примечания в конце таблицы.

1. Road traffic accidents by location, time of occurrence and road condition

1. Accidents de la circulation routière selon le lieu, l'époque à laquelle ils se sont produits et les conditions de circulation

1. Дорожно-транспортные происшествия, повлекшие за собой раненых или погибших, по типу происшествия

Unit : number - Unité : nombre - Единица: Число

Description Description Описание	Accidents Accidents Происшествия		Persons killed or injured : total Personnes tuées ou blessées : total Погибшие или раненые: всего		Persons killed Personnes tuées Погибшие		Persons injured Personnes blessées Раненые	
	2005	2008	2005	2008	2005	2008	2005	2008
	Slovenia - Slovénie - Словения							
1 All accidents - Total	10509	9165	15041	12956	258	214	14783	12742
2 By location:								
21 - Motorways	427	564	667	864	26	13	641	851
22 - Inside built-up areas	5863	5739	7928	7767	81	73	7847	7694
23 - Outside built-up areas	4019	2862	5977	4325	151	128	5826	4197
3 By month:								
301 - January	...	643	...	900	...	14	...	886
302 - February	...	694	...	993	...	19	...	974
303 - March	...	736	...	1066	...	12	...	1054
304 - April	...	720	...	1035	...	25	...	1010
305 - May	...	780	...	1088	...	15	...	1073
306 - June	...	806	...	1191	...	15	...	1176
307 - July	...	807	...	1124	...	18	...	1106
308 - August	...	864	...	1196	...	30	...	1166
309 - September	...	808	...	1111	...	16	...	1095
310 - October	...	852	...	1218	...	21	...	1197
311 - November	...	703	...	1000	...	13	...	987
312 - December	...	752	...	1034	...	16	...	1018
4 By day of week:								
41 - Monday through Thursday	...	5287	...	7315	...	107	...	7208
42 - Friday	...	1554	...	2145	...	35	...	2110
43 - Saturday	...	1235	...	1882	...	40	...	1842
44 - Sunday	...	1089	...	1614	...	32	...	1582
5 By light condition:								
51 - Daylight
52 - Twilight (or unknown)	...	9165	...	12956	...	214	...	12742
53 - Darkness
6 By road condition:								
61 - Dry road surface	...	6395	...	8993	...	175	...	8818
62 - Other (wet, icy, etc.)	...	2770	...	3963	...	39	...	3924
Spain - Espagne - Испания								
1 All accidents - Total	91187	93161	137251	134047	4442	3099	132809	130948
2 By location:								
21 - Motorways	3311	2236	3311	3796	221	109	3090	3687
22 - Inside built-up areas	48551	49305	48551	64244	790	634	47761	63610
23 - Outside built-up areas	39325	41620	39325	66007	3431	2357	35894	63650
3 By month:								
301 - January	6901	7694	6901	10798	345	266	6556	10532
302 - February	6740	7429	6740	10616	341	236	6399	10380
303 - March	7207	7765	7207	11088	365	242	6842	10846
304 - April	7589	8008	7589	11295	341	246	7248	11049
305 - May	8265	7819	8265	11319	371	264	7894	11055
306 - June	8936	8081	8936	11630	401	261	8535	11369
307 - July	9086	8543	9086	12553	442	310	8644	12243
308 - August	7702	7434	7702	11431	414	301	7288	11130
309 - September	7530	7522	7530	10681	362	229	7168	10452
310 - October	7417	8072	7417	11408	372	268	7045	11140
311 - November	6867	7408	6867	10555	325	242	6542	10313
312 - December	6947	7386	6947	10673	361	237	6586	10436
4 By day of week:								
41 - Monday through Thursday	51826	53609	51826	74142	2257	1571	49569	72571
42 - Friday	14556	15157	14556	21537	644	472	13912	21065
43 - Saturday	13161	13034	13161	20165	780	515	12381	19650
44 - Sunday	11644	11361	11644	18203	760	541	10884	17662
5 By light condition:								
51 - Daylight	61434	63847	61434	90320	2522	1839	58912	88481
52 - Twilight (or unknown)	3900	4224	3900	6294	236	183	3664	6111
53 - Darkness	25853	25090	25853	37433	1684	1077	24169	36356
6 By road condition:								
61 - Dry road surface	79587	78652	79587	112375	3762	2559	75825	109816
62 - Other (wet, icy, etc.)	11600	14509	18941	21672	680	540	18261	21132

For notes see end of table.

Voir notes à la fin du tableau.

См. примечания в конце таблицы.

1. Road traffic accidents by location, time of occurrence and road condition

1. Accidents de la circulation routière selon le lieu, l'époque à laquelle ils se sont produits et les conditions de circulation

1. Дорожно-транспортные происшествия, повлекшие за собой раненых или погибших, по типу происшествия

Unit : number - Unité : nombre - Единица: Число

Description Description Описание	Accidents Accidents Происшествия		Persons killed or injured : total Personnes tuées ou blessées : total Погибшие или раненые: всего		Persons killed Personnes tuées Погибшие		Persons injured Personnes blessées Раненые	
	2005	2008	2005	2008	2005	2008	2005	2008
	Sweden - Suède - Швеция							
1 All accidents - Total	18094	18462	26899	26645	440	397	26459	26248
2 By location:								
21 - Motorways	1440	1460	1440	2325	24	18	1416	2307
22 - Inside built-up areas	9278	9040	9278	12462	104	96	9174	12366
23 - Outside built-up areas	6345	6720	6345	10354	302	271	6043	10083
3 By month:								
301 - January	1334	1378	1334	1979	30	32	1304	1947
302 - February	1239	1191	1239	1710	32	24	1207	1686
303 - March	1192	1301	1192	1964	38	26	1154	1938
304 - April	1220	1347	1220	1926	30	32	1190	1894
305 - May	1542	1729	1542	2370	28	35	1514	2335
306 - June	1736	1796	1736	2636	43	45	1693	2591
307 - July	1595	1712	1595	2572	49	50	1546	2522
308 - August	1752	1652	1752	2406	34	44	1718	2362
309 - September	1649	1595	1649	2239	41	34	1608	2205
310 - October	1715	1711	1715	2404	41	32	1674	2372
311 - November	1554	1561	1554	2203	28	26	1526	2177
312 - December	1566	1489	1566	2236	46	17	1520	2219
4 By day of week:								
41 - Monday through Thursday	10554	10986	10554	15264	246	217	10308	15047
42 - Friday	2932	2901	2932	4291	78	64	2854	4227
43 - Saturday	2464	2438	2464	3766	69	66	2395	3700
44 - Sunday	2144	2137	2144	3324	47	50	2097	3274
5 By light condition:								
51 - Daylight	11236	11242	11236	16400	250	241	10986	16159
52 - Twilight (or unknown)	2425	2677	2425	3563	63	44	2362	3519
53 - Darkness	4433	4543	4433	6682	127	112	4306	6570
6 By road condition:								
61 - Dry road surface	10164	10136	10164	14711	255	226	9909	14485
62 - Other (wet, icy, etc.)	7930	8326	11931	11934	185	171	11746	11763
Switzerland - Suisse - Швейцария								
1 All accidents - Total	21706	20736	27163	25913	409	357	26754	25556
2 By location:								
21 - Motorways	1900	1779	2699	2594	25	27	2674	2567
22 - Inside built-up areas	14027	13677	16589	16201	137	135	16452	16066
23 - Outside built-up areas	5779	5280	7875	7118	247	195	7628	6923
3 By month:								
301 - January	1523	1474	1940	1921	32	29	1908	1892
302 - February	1297	1415	1670	1748	10	20	1660	1728
303 - March	1526	1475	1943	1910	23	19	1920	1891
304 - April	1702	1602	2157	2069	38	27	2119	2042
305 - May	2103	1959	2602	2408	37	29	2565	2379
306 - June	2340	2152	2844	2648	44	43	2800	2605
307 - July	1951	1996	2410	2465	47	47	2363	2418
308 - August	1909	1955	2391	2474	47	31	2344	2443
309 - September	2009	1796	2438	2178	38	23	2400	2155
310 - October	2010	1894	2539	2370	35	40	2504	2330
311 - November	1760	1632	2168	2006	35	23	2133	1983
312 - December	1576	1386	2061	1716	23	26	2038	1690
4 By day of week:								
41 - Monday through Thursday	13244	12207	16037	14838	221	187	15816	14651
42 - Friday	3077	3311	4089	4057	77	59	4012	3998
43 - Saturday	2350	2992	3349	3957	63	65	3286	3892
44 - Sunday	3035	2226	3688	3061	48	46	3640	3015
5 By light condition:								
51 - Daylight	15636	14609	19394	18191	250	241	19144	17950
52 - Twilight (or unknown)	1245	2045	1526	2459	32	34	1494	2425
53 - Darkness	4825	4082	6243	5263	127	82	6116	5181
6 By road condition:								
61 - Dry road surface	16007	15087	19758	18694	304	272	19454	18422
62 - Other (wet, icy, etc.)	5699	5649	7405	7219	105	85	7300	7134

For notes see end of table.

Voir notes à la fin du tableau.

См. примечания в конце таблицы.

1. Road traffic accidents by location, time of occurrence and road condition

1. Accidents de la circulation routière selon le lieu, l'époque à laquelle ils se sont produits et les conditions de circulation

1. Дорожно-транспортные происшествия, повлекшие за собой раненых или погибших, по типу происшествия

Unit : number - Unité : nombre - Единица: Число

Description Description Описание	Accidents Accidents Происшествия		Persons killed or injured : total Personnes tuées ou blessées : total Погибшие или раненые: всего		Persons killed Personnes tuées Погибшие		Persons injured Personnes blessées Раненые	
	2005	2008	2005	2008	2005	2008	2005	2008
	Tajikistan - Tadjikistan - Таджикистан							
1 All accidents - Total	1724	...	2519	...	483	...	2036	...
2 By location:								
21 - Motorways
22 - Inside built-up areas
23 - Outside built-up areas
3 By month:								
301 - January	100	100
302 - February	82	109
303 - March	138	111
304 - April	121	113
305 - May	118	135
306 - June	144	143
307 - July	170	168
308 - August	180	180
309 - September	196	141
310 - October	141	169
311 - November	179	134
312 - December	155	151
4 By day of week:								
41 - Monday through Thursday
42 - Friday	950	937
43 - Saturday	257	247
44 - Sunday	255	247
5 By light condition:								
51 - Daylight
52 - Twilight (or unknown)
53 - Darkness
6 By road condition:								
61 - Dry road surface
62 - Other (wet, icy, etc.)

The FYR of Macedonia ²⁾

1 All accidents - Total	2821	4403	4319	6886	143	162	4176	6724
2 By location:								
21 - Motorways	...	365	34
22 - Inside built-up areas	1920	3181	2518	4598	63	74	2455	4524
23 - Outside built-up areas	901	857	1801	...	80	54	1721	...
3 By month:								
301 - January	166	...	258	...	7	...	251	...
302 - February	151	...	243	...	12	...	231	...
303 - March	187	...	284	...	5	...	279	...
304 - April	231	...	338	...	13	...	325	...
305 - May	267	...	454	...	20	...	434	...
306 - June	293	...	430	...	11	...	419	...
307 - July	314	...	470	...	13	...	457	...
308 - August	295	...	501	...	21	...	480	...
309 - September	255	...	351	...	10	...	341	...
310 - October	290	...	412	...	12	...	400	...
311 - November	240	...	378	...	14	...	364	...
312 - December	132	...	200	...	5	...	195	...
4 By day of week:								
41 - Monday through Thursday	1569	...	2376	...	71	...	2305	...
42 - Friday	410	...	610	...	29	...	581	...
43 - Saturday	430	...	687	...	28	...	659	...
44 - Sunday	412	...	646	...	15	...	631	...
5 By light condition:								
51 - Daylight	1567	...	2285	...	80	...	2205	...
52 - Twilight (or unknown)	1027	...	1624	...	43	...	1581	...
53 - Darkness	227	...	410	...	20	...	390	...
6 By road condition:								
61 - Dry road surface
62 - Other (wet, icy, etc.)

For notes see end of table.

Voir notes à la fin du tableau.

См. примечания в конце таблицы.

1. Road traffic accidents by location, time of occurrence and road condition

1. Accidents de la circulation routière selon le lieu, l'époque à laquelle ils se sont produits et les conditions de circulation

1. Дорожно-транспортные происшествия, повлекшие за собой раненых или погибших, по типу происшествия

Unit : number - Unité : nombre - Единица: Число

Description Description Описание	Accidents Accidents Происшествия		Persons killed or injured : total Personnes tuées ou blessées : total Погибшие или раненые: всего		Persons killed Personnes tuées Погибшие		Persons injured Personnes blessées Раненые	
	2005	2008	2005	2008	2005	2008	2005	2008
	Turkey - Turquie - Турция							
1 All accidents - Total	87273	104212	158591	188704	4505	4236	154086	184468
2 By location:								
21 - Motorways	2584	3338	5292	7042	285	289	5007	6753
22 - Inside built-up areas	59476	71567	92983	112497	1647	1433	91336	111064
23 - Outside built-up areas	15545	17066	38133	41526	1606	1568	36527	39958
3 By month:								
301 - January	5684	6926	10828	12572	315	265	10513	12307
302 - February	4647	5864	7892	10260	214	195	7678	10065
303 - March	5639	7019	9778	11797	259	224	9519	11573
304 - April	6247	7879	10684	13208	282	301	10402	12907
305 - May	7245	8850	12597	15363	344	313	12253	15050
306 - June	7949	9595	14174	17560	375	400	13799	17160
307 - July	9419	10727	18335	20161	536	492	17799	19669
308 - August	9715	11669	18915	22656	586	537	18329	22119
309 - September	8836	9549	16020	17627	487	421	15533	17206
310 - October	7757	9654	13313	17418	365	456	12948	16962
311 - November	7556	8169	14312	14045	432	303	13880	13742
312 - December	6579	8311	11743	16037	310	329	11433	15708
4 By day of week:								
41 - Monday through Thursday	40000	47300	82893	102040	2317	2332	80576	99708
42 - Friday	10798	12232	23491	25893	697	533	22794	25360
43 - Saturday	11299	12723	25932	29267	750	661	25182	28606
44 - Sunday	10097	12176	26275	31504	741	710	25534	30794
5 By light condition:								
51 - Daylight	57427	67859	80524	93626	1771	1646	78753	91980
52 - Twilight (or unknown)	3111	3269	4613	4862	131	140	4482	4722
53 - Darkness	26735	33084	42035	49623	1293	1162	40742	48461
6 By road condition:								
61 - Dry road surface	71140	87243	101016	121668	2596	2423	98420	119245
62 - Other (wet, icy, etc.)	16133	16969	26156	26443	599	525	25557	25918

Ukraine - Ukraine - Украина

1 All accidents - Total	46485	51279	63228	70972	7229	7718	55999	63254
2 By location:								
21 - Motorways
22 - Inside built-up areas	33087	36626	41915	47537	3612	3569	38303	43968
23 - Outside built-up areas	13398	14653	21313	23435	3617	4149	17696	19286
3 By month:								
301 - January	2762	3274	3641	4583	479	559	3162	4024
302 - February	2350	3080	3113	4228	346	486	2767	3742
303 - March	2682	3418	3539	4617	384	524	3155	4093
304 - April	3288	4342	4347	5927	419	644	3928	5283
305 - May	4108	4384	5582	6157	532	627	5050	5530
306 - June	4029	4736	5611	6682	584	653	5027	6029
307 - July	5158	5389	7291	7716	762	755	6529	6961
308 - August	5502	5885	7911	8351	818	828	7093	7523
309 - September	4292	5075	5910	7097	732	769	5178	6328
310 - October	4662	5023	6232	6702	855	806	5377	5896
311 - November	3948	3667	5205	4933	681	597	4524	4336
312 - December	3704	3006	4846	3979	637	470	4209	3509
4 By day of week:								
41 - Monday through Thursday	24993	28035	33153	37742	3762	3984	29391	33758
42 - Friday	7249	8129	9676	11515	1111	1320	8565	10195
43 - Saturday	7297	7932	10357	11785	1148	1378	9209	10407
44 - Sunday	6946	7183	10042	9930	1208	1036	8834	8894
5 By light condition:								
51 - Daylight	25869	30548	35216	41914	3004	3499	32212	38415
52 - Twilight (or unknown)	b)	b)	b)	b)	b)	b)	b)	b)
53 - Darkness	20616	20731	28012	29058	4225	4219	23787	24839
6 By road condition:								
61 - Dry road surface	36911	40663	50045	55693	5720	6027	44325	49666
62 - Other (wet, icy, etc.)	9574	10616	13183	15279	1509	1691	11674	13588

For notes see end of table.

Voir notes à la fin du tableau.

См. примечания в конце таблицы.

1. Road traffic accidents by location, time of occurrence and road condition

1. Accidents de la circulation routière selon le lieu, l'époque à laquelle ils se sont produits et les conditions de circulation

1. Дорожно-транспортные происшествия, повлекшие за собой раненых или погибших, по типу происшествия

Unit : number - Unité : nombre - Единица: Число

Description Description Описание	Accidents Accidents Происшествия		Persons killed or injured : total Personnes tuées ou blessées : total Погибшие или раненые: всего		Persons killed Personnes tuées Погибшие		Persons injured Personnes blessées Раненые	
	2005	2008	2005	2008	2005	2008	2005	2008
	United Kingdom - Royaume-Uni - Соединенное Королевство³⁾							
1 All accidents - Total	203682	176814	279176	240456	3336	2645	275840	237811
2 By location:								
21 - Motorways	8718	7380	8718	11715	206	160	8512	11555
22 - Inside built-up areas	91737	128104	91737	166374	934	1084	90803	165290
23 - Outside built-up areas	43201	41330	43201	55163	1681	1302	41520	53861
3 By month:								
301 - January	16659	14646	16659	19721	276	231	16383	19490
302 - February	14904	14905	14904	20021	230	194	14674	19827
303 - March	15306	13991	15306	19095	263	200	15043	18895
304 - April	16049	13849	16049	18972	221	196	15828	18776
305 - May	17469	14860	17469	20212	258	225	17211	19987
306 - June	17287	14730	17287	19980	282	186	17005	19794
307 - July	17263	15069	17263	20465	273	289	16990	20176
308 - August	16818	13876	16818	19448	276	203	16542	19245
309 - September	17171	14931	17171	20171	303	197	16868	19974
310 - October	17992	16310	17992	21996	296	263	17696	21733
311 - November	19210	15341	19210	20777	327	238	18883	20539
312 - December	17554	14306	17554	19598	331	223	17223	19375
4 By day of week:								
41 - Monday through Thursday	120050	105141	120050	139342	1690	1315	118360	138027
42 - Friday	33547	28410	33547	38393	502	429	33045	37964
43 - Saturday	27619	23897	27619	34211	583	465	27036	33746
44 - Sunday	22466	19366	22466	28510	561	436	21905	28074
5 By light condition:								
51 - Daylight	147999	37628	147999	54058	1875	737	146124	53321
52 - Twilight (or unknown)	1546	...	1546	...	53	...	1493	...
53 - Darkness	54137	139186	54137	186398	1408	1908	52729	184490
6 By road condition:								
61 - Dry road surface	138262	116923	138262	156138	2176	1714	136086	154424
62 - Other (wet, icy, etc.)	65420	59891	94430	84318	1160	931	93270	83387

United States - Etats-Unis - Соединенные Штаты

1 All accidents - Total	1855000	1630000	2742510	2383261	43510	37261	2699000	2346000
2 By location:								
21 - Motorways	5874
22 - Inside built-up areas	15094
23 - Outside built-up areas	17590	15449	20333
3 By month:								
301 - January	148000	139000	148000	139000
302 - February	139000	144000
303 - March	159000	135000
304 - April	155000	138000
305 - May	163000	151000
306 - June	162000	140000
307 - July	157000	131000
308 - August	162000	133000
309 - September	155000	134000
310 - October	156000	140000
311 - November	145000	137000
312 - December	155000	143000
4 By day of week:								
41 - Monday through Thursday	1076000	967000
42 - Friday	306000	282000
43 - Saturday	265000	226000
44 - Sunday	208000	188000
5 By light condition:								
51 - Daylight	1277000	1134000	1891000	1635000	22000	18000	1869000	1617000
52 - Twilight (or unknown)	370000	341000	556000	493000	9000	8000	547000	485000
53 - Darkness	209000	188000	296000	254000	13000	11000	283000	243000
6 By road condition:								
61 - Dry road surface	1493000	1431000	2230329	2055798	36329	32798	2194000	2023000
62 - Other (wet, icy, etc.)	362000	234000	512181	327463	7181	4463	505000	323000

For notes see end of table.

Voir notes à la fin du tableau.

См. примечания в конце таблицы.

NOTES TO TABLE 1 - NOTES DU TABLEAU 1 - ПРИМЕЧАНИЯ К ТАБЛИЦЕ 1

General notes - Notes générales - Общие примечания

- a) Data for motorways are included under items 22 and 23.
 - b) Data for item 52 are included under items 51 and 53.
-
- a) Les données des autoroutes sont comprises sous les rubriques 22 et 23.
 - b) Les données de la rubrique 52 sont comprises sous les rubriques 51 et 53.
-
- a) Данные по автомагистралям включены в данные статей 22 и 23.
 - b) Данные статьи 52 включены в данные статей 51 и 53.

Country notes - Notes relatives aux pays - Примечания к данным, представляемым странами

- 1) Data refer to continent only.
 - 2) The former Yugoslav Republic of Macedonia.
 - 3) Data refer to Great Britain.
-
- 1) Les données se réfèrent au continent.
 - 2) L'ex-République yougoslave de Macédoine.
 - 3) Les données se réfèrent à la Grande-Bretagne.
-
- 1) Данные относятся только к континенту.
 - 2) Бывшая Югославская Республика Македония.
 - 3) Данные относятся к Великобритании.

2. Road traffic accidents involving personal injury by nature of accident

2. Accidents de la circulation routière ayant entraîné des lésions corporelles par type d'accident

2. Дорожно-транспортные происшествия по типу происшествия

Unit : number - Unité : nombre - Единица: Число

Item	Description
1	All accidents - Total (11+12+13)
11	Accidents between vehicle and pedestrian
12	Single vehicle accidents
13	Accidents between vehicles of which:
131	- Rear-end collisions
132	- Collisions due to crossing or turning
133	- Head-on collisions
134	- Others including collisions with parked vehicles
2	Accidents in built-up areas - Total (21+22+23)
21	Accidents between vehicle and pedestrian
22	Single vehicle accidents
23	Accidents between vehicles of which:
231	- Rear-end collisions
232	- Collisions due to crossing or turning
233	- Head-on collisions
234	- Others including collisions with parked vehicles

Rubrique	Description
1	Tous les accidents - Total (11+12+13)
11	Accidents entre un véhicule et un piéton
12	Accidents dans lesquels un seul véhicule était impliqué
13	Accidents entre véhicules dont:
131	- Collisions arrière
132	- Collisions dues à un croisement ou à un tournant
133	- Collisions frontales
134	- Autres, y compris collisions avec des véhicules en stationnement
2	Accidents survenus dans des agglomérations - Total (21+22+23)
21	Accidents entre un véhicule et un piéton
22	Accidents dans lesquels un seul véhicule était impliqué
23	Accidents entre véhicules dont:
231	- Collisions arrière
232	- Collisions dues à un croisement ou à un tournant
233	- Collisions frontales
234	- Autres, y compris collisions avec des véhicules en stationnement

Статья	Описание
1	Все дорожно-транспортные происшествия - Всего (11+12+13)
11	Дорожно-транспортные происшествия с участием транспортных средств и пешеходов
12	Дорожно-транспортные происшествия с участием одного транспортного средства
13	Дорожно-транспортные происшествия с участием транспортных средств в том числе:
131	- Столкновения с ударом сзади
132	- Столкновения на пересечении дорог или на поворотах
133	- Лобовые столкновения
134	- Прочие ДТП, включая столкновения с транспортными средствами, находящимися на стоянке
2	Дорожно-транспортные происшествия в населенных пунктах, включая происшествия - Общее количество (21+22+23)
21	Дорожно-транспортные происшествия с участием транспортных средств и пешеходов
22	Дорожно-транспортные происшествия с участием одного транспортного средства
23	Дорожно-транспортные происшествия с участием транспортных средств в том числе:
231	- Столкновения с ударом сзади
232	- Столкновения на пересечении дорог или на поворотах
233	- Лобовые столкновения
234	- Прочие ДТП, включая столкновения с транспортными средствами, находящимися на стоянке

2. Road traffic accidents involving personal injury by nature of accident

2. Accidents de la circulation routière ayant entraîné des lésions corporelles par type d'accident

2. Дорожно-транспортные происшествия по типу происшествия

Unit : number - Unité : nombre - Единица: Число

Description Description Описание	Accidents		Persons killed or injured: total		Persons killed		Persons injured	
	Accidents		Personnes tuées ou blessées: total		Personnes tuées		Personnes blessées	
	2005	2008	2005	2008	2005	2008	2005	2008
Albania - Albanie - Албания								
1 All accidents - Total (11+12+13)	853	1 208	1 182	1 559	307	303	875	1 256
11 Accidents between vehicle and pedestrian
12 Single vehicle accidents
13 Accidents between vehicles
of which:								
131 - Rear-end collisions
132 - Collisions due to crossing or turning
133 - Head-on collisions
134 - Others (including collisions with parked vehicles)
2 Accidents in built-up areas - Total (21+22+23)	435	729	665	892	116	134	549	758
21 Accidents between vehicle and pedestrian
22 Single vehicle accidents
23 Accidents between vehicles
of which:								
231 - Rear-end collisions
232 - Collisions due to crossing or turning
233 - Head-on collisions
234 - Others (including collisions with parked vehicles)
Armenia - Arménie - Армения								
1 All accidents - Total (11+12+13)	1 312	2 202	2 084	3 532	310	407	1 774	3 125
11 Accidents between vehicle and pedestrian
12 Single vehicle accidents
13 Accidents between vehicles
of which:								
131 - Rear-end collisions
132 - Collisions due to crossing or turning
133 - Head-on collisions
134 - Others (including collisions with parked vehicles)
2 Accidents in built-up areas - Total (21+22+23)
21 Accidents between vehicle and pedestrian
22 Single vehicle accidents
23 Accidents between vehicles
of which:								
231 - Rear-end collisions
232 - Collisions due to crossing or turning
233 - Head-on collisions
234 - Others (including collisions with parked vehicles)
Austria - Autriche - Австрия								
1 All accidents - Total (11+12+13)	40 896	39 173	54 002	51 200	768	679	53 234	50 521
11 Accidents between vehicle and pedestrian	4 760	...	104	...	4 656
12 Single vehicle accidents
13 Accidents between vehicles
of which:								
131 - Rear-end collisions
132 - Collisions due to crossing or turning
133 - Head-on collisions
134 - Others (including collisions with parked vehicles)
2 Accidents in built-up areas - Total (21+22+23)	25 198	24 888	25 198	30 693	202	189	24 996	30 504
21 Accidents between vehicle and pedestrian
22 Single vehicle accidents
23 Accidents between vehicles
of which:								
231 - Rear-end collisions
232 - Collisions due to crossing or turning
233 - Head-on collisions
234 - Others (including collisions with parked vehicles)

For notes see end of table.

Voir notes à la fin du tableau.

См. примечания в конце таблицы.

2. Road traffic accidents involving personal injury by nature of accident

2. Accidents de la circulation routière ayant entraîné des lésions corporelles par type d'accident

2. Дорожно-транспортные происшествия по типу происшествия

Unit : number - Unité : nombre - Единица: Число

Description Description Описание	Accidents		Persons killed or injured: total		Persons killed		Persons injured	
	Accidents		Personnes tuées ou blessées: total		Personnes tuées		Personnes blessées	
	2005	2008	2005	2008	2005	2008	2005	2008

Azerbaijan - Azerbaïdjan - Азербайджан

1	All accidents - Total (11+12+13)	3 179	2 970	4 733	4 284	1 065	1 052	3 668	3 232
11	Accidents between vehicle and pedestrian	1 467	1 242	1 564	1 335	410	360	1 154	975
12	Single vehicle accidents	618	614	1 001	964	236	289	765	675
13	Accidents between vehicles	1 094	1 114	2 168	1 985	419	403	1 749	1 582
	of which:								
131	- Rear-end collisions	151	159	246	245	34	28	212	217
132	- Collisions due to crossing or turning	201	191	315	277	15	31	300	246
133	- Head-on collisions	684	694	1 490	1 353	333	323	1 157	1 030
134	- Others (including collisions with parked vehicles)	58	70	117	110	37	21	80	89
2	Accidents in built-up areas - Total (21+22+23)	2 144	2 326	2 808	3 166	547	691	2 261	2 475
21	Accidents between vehicle and pedestrian	...	1 087	...	1 165	...	288	...	877
22	Single vehicle accidents	...	425	...	617	...	169	...	448
23	Accidents between vehicles	...	814	...	1 384	...	234	...	1 150
	of which:								
231	- Rear-end collisions	...	93	...	136	...	14	...	122
232	- Collisions due to crossing or turning	...	173	...	240	...	21	...	219
233	- Head-on collisions	...	494	...	930	...	182	...	748
234	- Others (including collisions with parked vehicles)	...	54	...	78	...	17	...	61

Belarus - Bélarus - Беларусь

1	All accidents - Total (11+12+13)	7 717	...	9 720	9 074	1 673	1 564	8 047	7 510
11	Accidents between vehicle and pedestrian
12	Single vehicle accidents
13	Accidents between vehicles
	of which:								
131	- Rear-end collisions
132	- Collisions due to crossing or turning
133	- Head-on collisions
134	- Others (including collisions with parked vehicles)
2	Accidents in built-up areas - Total (21+22+23)
21	Accidents between vehicle and pedestrian
22	Single vehicle accidents
23	Accidents between vehicles
	of which:								
231	- Rear-end collisions
232	- Collisions due to crossing or turning
233	- Head-on collisions
234	- Others (including collisions with parked vehicles)

Belgium - Belgique - Бельгия

1	All accidents - Total (11+12+13)	40 366	42 115	54 699	65 381	1 089	944	53 610	64 437
11	Accidents between vehicle and pedestrian	4 322	...	101	...	4 221
12	Single vehicle accidents
13	Accidents between vehicles
	of which:								
131	- Rear-end collisions
132	- Collisions due to crossing or turning
133	- Head-on collisions
134	- Others (including collisions with parked vehicles)
2	Accidents in built-up areas - Total (21+22+23)	21 770	23 264	21 770	...	255	274	21 515	...
21	Accidents between vehicle and pedestrian
22	Single vehicle accidents
23	Accidents between vehicles
	of which:								
231	- Rear-end collisions
232	- Collisions due to crossing or turning
233	- Head-on collisions
234	- Others (including collisions with parked vehicles)

For notes see end of table.

Voir notes à la fin du tableau.

См. примечания в конце таблицы.

2. Road traffic accidents involving personal injury by nature of accident

2. Accidents de la circulation routière ayant entraîné des lésions corporelles par type d'accident

2. Дорожно-транспортные происшествия по типу происшествия

Unit : number - Unité : nombre - Единица: Число

Description Description Описание	Accidents		Persons killed or injured: total		Persons killed		Persons injured	
	Accidents		Personnes tuées ou blessées: total		Personnes tuées		Personnes blessées	
	2005	2008	2005	2008	2005	2008	2005	2008
Bosnia-Herzegovina - Bosnie-Herzégovine - Босния и Герцеговина								
1 All accidents - Total (11+12+13)	4 417	5 541	6 449	8 075	199	245	6 250	7 830
11 Accidents between vehicle and pedestrian
12 Single vehicle accidents
13 Accidents between vehicles
of which:								
131 - Rear-end collisions
132 - Collisions due to crossing or turning
133 - Head-on collisions
134 - Others (including collisions with parked vehicles)
2 Accidents in built-up areas - Total (21+22+23)
21 Accidents between vehicle and pedestrian
22 Single vehicle accidents
23 Accidents between vehicles
of which:								
231 - Rear-end collisions
232 - Collisions due to crossing or turning
233 - Head-on collisions
234 - Others (including collisions with parked vehicles)
Bulgaria - Bulgarie - Болгария								
1 All accidents - Total (11+12+13)	8 224	8 045	11 069	11 013	957	1 061	10 112	9 952
11 Accidents between vehicle and pedestrian
12 Single vehicle accidents
13 Accidents between vehicles
of which:								
131 - Rear-end collisions
132 - Collisions due to crossing or turning
133 - Head-on collisions
134 - Others (including collisions with parked vehicles)
2 Accidents in built-up areas - Total (21+22+23)	5 643	5 377	417	443
21 Accidents between vehicle and pedestrian
22 Single vehicle accidents
23 Accidents between vehicles
of which:								
231 - Rear-end collisions
232 - Collisions due to crossing or turning
233 - Head-on collisions
234 - Others (including collisions with parked vehicles)
Canada - Canada - Канада								
1 All accidents - Total (11+12+13)	148 162	129 862	207 662	179 999	2 898	2 425	204 764	177 574
11 Accidents between vehicle and pedestrian	342
12 Single vehicle accidents
13 Accidents between vehicles
of which:								
131 - Rear-end collisions
132 - Collisions due to crossing or turning
133 - Head-on collisions
134 - Others (including collisions with parked vehicles)
2 Accidents in built-up areas - Total (21+22+23)	106 457
21 Accidents between vehicle and pedestrian
22 Single vehicle accidents
23 Accidents between vehicles
of which:								
231 - Rear-end collisions
232 - Collisions due to crossing or turning
233 - Head-on collisions
234 - Others (including collisions with parked vehicles)

For notes see end of table.

Voir notes à la fin du tableau.

См. примечания в конце таблицы.

2. Road traffic accidents involving personal injury by nature of accident

2. Accidents de la circulation routière ayant entraîné des lésions corporelles par type d'accident

2. Дорожно-транспортные происшествия по типу происшествия

Unit : number - Unité : nombre - Единица: Число

Description Description Описание	Accidents		Persons killed or injured: total		Persons killed		Persons injured	
	Accidents		Personnes tuées ou blessées: total		Personnes tuées		Personnes blessées	
	2005	2008	Погибшие или раненые: всего		Погибшие		Раненые	
	2005	2008	2005	2008	2005	2008	2005	2008

Croatia - Croatie - Хорватия

1 All accidents - Total (11+12+13)	15 679	16 283	22 370	23 059	597	664	21 773	22 395
11 Accidents between vehicle and pedestrian	...	2 140	2 474	2 336	98	131	2 376	2 205
12 Single vehicle accidents	...	4 358	5 422	5 954	183	223	5 239	5 731
13 Accidents between vehicles	...	9 785	14 474	14 769	316	310	14 158	14 459
of which:								
131 - Rear-end collisions	...	2 293	3 547	3 520	30	27	3 517	3 493
132 - Collisions due to crossing or turning	...	2 952	4 196	4 480	56	57	4 140	4 423
133 - Head-on collisions	...	2 191	4 088	3 994	158	136	3 930	3 858
134 - Others (including collisions with parked vehicles)	...	2 324	2 580	2 735	61	82	2 519	2 653
2 Accidents in built-up areas - Total (21+22+23)	12 218	12 616	16 877	17 204	362	414	16 515	16 790
21 Accidents between vehicle and pedestrian	...	1 993	2 329	2 161	84	108	2 245	2 053
22 Single vehicle accidents	...	2 748	3 400	3 628	99	114	3 301	3 514
23 Accidents between vehicles	...	7 875	11 148	11 415	179	192	10 969	11 223
of which:								
231 - Rear-end collisions	...	1 756	2 628	2 602	17	15	2 611	2 587
232 - Collisions due to crossing or turning	...	2 525	3 576	3 759	40	41	3 536	3 718
233 - Head-on collisions	...	1 584	2 724	2 737	72	72	2 652	2 665
234 - Others (including collisions with parked vehicles)	...	1 986	2 169	2 278	43	56	2 126	2 222

Cyprus - Chypre - Кипр

1 All accidents - Total (11+12+13)	1 382	1 392	2 398	2 045	102	82	2 296	1 963
11 Accidents between vehicle and pedestrian
12 Single vehicle accidents
13 Accidents between vehicles
of which:								
131 - Rear-end collisions
132 - Collisions due to crossing or turning
133 - Head-on collisions
134 - Others (including collisions with parked vehicles)
2 Accidents in built-up areas - Total (21+22+23)	2 020	1 781	75	63	1 945	1 718
21 Accidents between vehicle and pedestrian
22 Single vehicle accidents
23 Accidents between vehicles
of which:								
231 - Rear-end collisions
232 - Collisions due to crossing or turning
233 - Head-on collisions
234 - Others (including collisions with parked vehicles)

Czech Republic - République tchèque - Чешская Республика

1 All accidents - Total (11+12+13)	25 239	22 481	33 497	29 577	1 286	1 076	32 211	28 501
11 Accidents between vehicle and pedestrian	4 237	...	240	...	3 997
12 Single vehicle accidents	...	7 481	...	9 662	...	344	...	9 318
13 Accidents between vehicles	...	11 228	...	15 931	...	501	...	15 430
of which:								
131 - Rear-end collisions	...	2 424	...	3 197	...	43	...	3 154
132 - Collisions due to crossing or turning	...	3 437	...	4 603	...	116	...	4 487
133 - Head-on collisions	...	2 454	...	4 362	...	250	...	4 112
134 - Others (including collisions with parked vehicles)	...	2 913	...	3 769	...	92	...	3 677
2 Accidents in built-up areas - Total (21+22+23)	15 636	13 443	15 636	16 353	503	444	15 133	15 909
21 Accidents between vehicle and pedestrian	...	3 458	...	3 649	...	166	...	3 483
22 Single vehicle accidents	...	2 669	...	3 303	...	104	...	3 199
23 Accidents between vehicles	...	7 316	...	9 401	...	174	...	9 227
of which:								
231 - Rear-end collisions	...	1 479	...	1 840	...	10	...	1 830
232 - Collisions due to crossing or turning	...	2 577	...	3 200	...	55	...	3 145
233 - Head-on collisions	...	1 260	...	1 928	...	69	...	1 859
234 - Others (including collisions with parked vehicles)	...	2 000	...	2 433	...	40	...	2 393

For notes see end of table.

Voir notes à la fin du tableau.

См. примечания в конце таблицы.

2. Road traffic accidents involving personal injury by nature of accident

2. Accidents de la circulation routière ayant entraîné des lésions corporelles par type d'accident

2. Дорожно-транспортные происшествия по типу происшествия

Unit : number - Unité : nombre - Единица: Число

Description Description Описание	Accidents		Persons killed or injured: total		Persons killed		Persons injured	
	Accidents		Personnes tuées ou blessées: total		Personnes tuées		Personnes blessées	
	2005	2008	2005	2008	2005	2008	2005	2008
Denmark - Danemark - Дания								
1 All accidents - Total (11+12+13)	5 412	5 020	6 919	6 329	331	406	6 588	5 923
11 Accidents between vehicle and pedestrian	594	...	59	...	535
12 Single vehicle accidents
13 Accidents between vehicles
of which:								
131 - Rear-end collisions
132 - Collisions due to crossing or turning
133 - Head-on collisions
134 - Others (including collisions with parked vehicles)
2 Accidents in built-up areas - Total (21+22+23)	3 148	2 905	3 148	3 326	95	129	3 053	3 197
21 Accidents between vehicle and pedestrian
22 Single vehicle accidents
23 Accidents between vehicles
of which:								
231 - Rear-end collisions
232 - Collisions due to crossing or turning
233 - Head-on collisions
234 - Others (including collisions with parked vehicles)
Estonia - Estonie - Эстония								
1 All accidents - Total (11+12+13)	2 341	1 868	3 193	2 530	170	132	3 023	2 398
11 Accidents between vehicle and pedestrian	567	...	47	...	520
12 Single vehicle accidents
13 Accidents between vehicles
of which:								
131 - Rear-end collisions
132 - Collisions due to crossing or turning
133 - Head-on collisions
134 - Others (including collisions with parked vehicles)
2 Accidents in built-up areas - Total (21+22+23)	1 408	1 108	1 408	1 302	46	41	1 362	1 261
21 Accidents between vehicle and pedestrian
22 Single vehicle accidents
23 Accidents between vehicles
of which:								
231 - Rear-end collisions
232 - Collisions due to crossing or turning
233 - Head-on collisions
234 - Others (including collisions with parked vehicles)
Finland - Finlande - Финляндия								
1 All accidents - Total (11+12+13)	7 020	6 881	9 362	8 857	379	344	8 983	8 513
11 Accidents between vehicle and pedestrian	53	...	617
12 Single vehicle accidents
13 Accidents between vehicles
of which:								
131 - Rear-end collisions
132 - Collisions due to crossing or turning
133 - Head-on collisions
134 - Others (including collisions with parked vehicles)
2 Accidents in built-up areas - Total (21+22+23)	3 682	3 638	3 682	4 422	101	108	3 581	4 314
21 Accidents between vehicle and pedestrian
22 Single vehicle accidents
23 Accidents between vehicles
of which:								
231 - Rear-end collisions
232 - Collisions due to crossing or turning
233 - Head-on collisions
234 - Others (including collisions with parked vehicles)

For notes see end of table.

Voir notes à la fin du tableau.

См. примечания в конце таблицы.

2. Road traffic accidents involving personal injury by nature of accident

2. Accidents de la circulation routière ayant entraîné des lésions corporelles par type d'accident

2. Дорожно-транспортные происшествия по типу происшествия

Unit : number - Unité : nombre - Единица: Число

Description Description Описание	Accidents		Persons killed or injured: total		Persons killed		Persons injured	
	Accidents		Personnes tuées ou blessées: total		Personnes tuées		Personnes blessées	
	2005	2008	2005	2008	2005	2008	2005	2008
France - France - Франция								
1 All accidents - Total (11+12+13)	84 525	74 487	113 747	98 058	5 318	4 275	108 429	93 783
11 Accidents between vehicle and pedestrian	559	...	13 905
12 Single vehicle accidents
13 Accidents between vehicles
of which:								
131 - Rear-end collisions
132 - Collisions due to crossing or turning
133 - Head-on collisions
134 - Others (including collisions with parked vehicles)
2 Accidents in built-up areas - Total (21+22+23)	58 676	52 072	58 676	63 825	1 664	1 235	57 012	62 590
21 Accidents between vehicle and pedestrian
22 Single vehicle accidents
23 Accidents between vehicles
of which:								
231 - Rear-end collisions
232 - Collisions due to crossing or turning
233 - Head-on collisions
234 - Others (including collisions with parked vehicles)
Georgia - Géorgie - Грузия								
1 All accidents - Total (11+12+13)	3 870	6 015	6 127	9 930	581	867	5 546	9 063
11 Accidents between vehicle and pedestrian	1 599	1 616	1 745	1 812	153	198	1 592	1 614
12 Single vehicle accidents	800	1 278	1 511	2 272	120	199	1 391	2 073
13 Accidents between vehicles	1 067	1 968	2 102	4 052	141	261	1 961	3 791
of which:								
131 - Rear-end collisions
132 - Collisions due to crossing or turning
133 - Head-on collisions	1 471	1 968	2 871	4 052	308	261	2 563	3 791
134 - Others (including collisions with parked vehicles)	404	399	769	512	167	17	602	495
2 Accidents in built-up areas - Total (21+22+23)	2 927	4 000	4 309	6 038	358	339	3 951	5 699
21 Accidents between vehicle and pedestrian
22 Single vehicle accidents
23 Accidents between vehicles
of which:								
231 - Rear-end collisions
232 - Collisions due to crossing or turning
233 - Head-on collisions
234 - Others (including collisions with parked vehicles)
Germany - Allemagne - Германия								
1 All accidents - Total (11+12+13)	336 618	320 614	438 791	413 524	5 361	4 477	433 430	409 047
11 Accidents between vehicle and pedestrian	38 278	...	661	...	37 617
12 Single vehicle accidents
13 Accidents between vehicles
of which:								
131 - Rear-end collisions
132 - Collisions due to crossing or turning
133 - Head-on collisions
134 - Others (including collisions with parked vehicles)
2 Accidents in built-up areas - Total (21+22+23)	225 875	221 306	275 481	268 145	1 471	1 261	274 010	266 884
21 Accidents between vehicle and pedestrian
22 Single vehicle accidents
23 Accidents between vehicles
of which:								
231 - Rear-end collisions
232 - Collisions due to crossing or turning
233 - Head-on collisions
234 - Others (including collisions with parked vehicles)

For notes see end of table.

Voir notes à la fin du tableau.

См. примечания в конце таблицы.

2. Road traffic accidents involving personal injury by nature of accident

2. Accidents de la circulation routière ayant entraîné des lésions corporelles par type d'accident

2. Дорожно-транспортные происшествия по типу происшествия

Unit : number - Unité : nombre - Единица: Число

Description Description Описание	Accidents		Persons killed or injured: total		Persons killed		Persons injured	
	Accidents		Personnes tuées ou blessées: total		Personnes tuées		Personnes blessées	
	2005	2008	2005	2008	2005	2008	2005	2008
Greece - Grèce - Греция								
1 All accidents - Total (11+12+13)	16 914	15 083	23 706	20 563	1 658	1 553	22 048	19 010
11 Accidents between vehicle and pedestrian	256	...	2 981
12 Single vehicle accidents
13 Accidents between vehicles
of which:								
131 - Rear-end collisions
132 - Collisions due to crossing or turning
133 - Head-on collisions
134 - Others (including collisions with parked vehicles)
2 Accidents in built-up areas - Total (21+22+23)	...	11 623	...	14 773	...	744	...	14 029
21 Accidents between vehicle and pedestrian
22 Single vehicle accidents
23 Accidents between vehicles
of which:								
231 - Rear-end collisions
232 - Collisions due to crossing or turning
233 - Head-on collisions
234 - Others (including collisions with parked vehicles)
Hungary - Hongrie - Венгрия								
1 All accidents - Total (11+12+13)	20 777	19 174	28 783	26 365	1 278	996	27 505	25 369
11 Accidents between vehicle and pedestrian	257	...	3 560
12 Single vehicle accidents
13 Accidents between vehicles
of which:								
131 - Rear-end collisions
132 - Collisions due to crossing or turning
133 - Head-on collisions
134 - Others (including collisions with parked vehicles)
2 Accidents in built-up areas - Total (21+22+23)	14 124	13 172	14 124	16 481	501	419	13 623	16 062
21 Accidents between vehicle and pedestrian
22 Single vehicle accidents
23 Accidents between vehicles
of which:								
231 - Rear-end collisions
232 - Collisions due to crossing or turning
233 - Head-on collisions
234 - Others (including collisions with parked vehicles)
Iceland - Islande - Исландия								
1 All accidents - Total (11+12+13)	687	1 083	1 032	1 583	19	12	1 013	1 571
11 Accidents between vehicle and pedestrian
12 Single vehicle accidents
13 Accidents between vehicles
of which:								
131 - Rear-end collisions
132 - Collisions due to crossing or turning
133 - Head-on collisions
134 - Others (including collisions with parked vehicles)
2 Accidents in built-up areas - Total (21+22+23)	...	680	668	951	3	5	665	946
21 Accidents between vehicle and pedestrian
22 Single vehicle accidents
23 Accidents between vehicles
of which:								
231 - Rear-end collisions
232 - Collisions due to crossing or turning
233 - Head-on collisions
234 - Others (including collisions with parked vehicles)

For notes see end of table.

Voir notes à la fin du tableau.

См. примечания в конце таблицы.

2. Road traffic accidents involving personal injury by nature of accident

2. Accidents de la circulation routière ayant entraîné des lésions corporelles par type d'accident

2. Дорожно-транспортные происшествия по типу происшествия

Unit : number - Unité : nombre - Единица: Число

Description Description Описание	Accidents		Persons killed or injured: total		Persons killed		Persons injured	
	Accidents		Personnes tuées ou blessées: total		Personnes tuées		Personnes blessées	
	2005	2008	2005	2008	2005	2008	2005	2008
Ireland - Irlande - Ирландия								
1 All accidents - Total (11+12+13)	6 533	6 736	9 877	10 027	400	280	9 477	9 747
11 Accidents between vehicle and pedestrian
12 Single vehicle accidents
13 Accidents between vehicles
of which:								
131 - Rear-end collisions
132 - Collisions due to crossing or turning
133 - Head-on collisions
134 - Others (including collisions with parked vehicles)
2 Accidents in built-up areas - Total (21+22+23)	...	2 973	...	3 968	...	62	...	3 906
21 Accidents between vehicle and pedestrian
22 Single vehicle accidents
23 Accidents between vehicles
of which:								
231 - Rear-end collisions
232 - Collisions due to crossing or turning
233 - Head-on collisions
234 - Others (including collisions with parked vehicles)
Israel - Israël - Израиль								
1 All accidents - Total (11+12+13)	16 987	16 260	35 473	31 811	437	412	35 036	31 399
11 Accidents between vehicle and pedestrian	2 662	2 973	3 129	3 467	129	138	3 000	3 329
12 Single vehicle accidents	1 899	1 617	3 370	2 650	87	109	3 283	2 541
13 Accidents between vehicles	12 365	11 670	28 674	25 318	214	155	28 460	25 163
of which:								
131 - Rear-end collisions	1 779	1 827	5 070	4 896	19	21	5 051	4 875
132 - Collisions due to crossing or turning	9 699	9 017	21 174	18 271	129	86	21 045	18 185
133 - Head-on collisions	717	653	2 131	1 862	63	44	2 068	1 818
134 - Others (including collisions with parked vehicles)	170	173	299	289	3	4	296	285
2 Accidents in built-up areas - Total (21+22+23)	11 816	12 373	22 865	20 807	167	163	22 698	20 644
21 Accidents between vehicle and pedestrian	2 520	2 821	2 931	3 261	90	92	2 841	3 169
22 Single vehicle accidents	1 119	944	1 731	1 390	33	36	1 698	1 354
23 Accidents between vehicles	8 874	8 397	17 979	...	40	...	17 939	15 856
of which:								
231 - Rear-end collisions	1 028	1 070	2 493	2 356	1	4	2 492	2 352
232 - Collisions due to crossing or turning	7 267	6 763	14 203	12 338	31	25	14 172	12 313
233 - Head-on collisions	430	414	1 037	...	5	...	1 032	960
234 - Others (including collisions with parked vehicles)	149	150	246	233	3	2	243	231
Italy - Italie - Италия								
1 All accidents - Total (11+12+13)	240 011	218 963	340 676	315 470	5 818	4 731	334 858	310 739
11 Accidents between vehicle and pedestrian	669	...	23 174
12 Single vehicle accidents
13 Accidents between vehicles
of which:								
131 - Rear-end collisions
132 - Collisions due to crossing or turning
133 - Head-on collisions
134 - Others (including collisions with parked vehicles)
2 Accidents in built-up areas - Total (21+22+23)	184 412	168 088	184 412	230 401	2 588	2 076	181 824	228 325
21 Accidents between vehicle and pedestrian
22 Single vehicle accidents
23 Accidents between vehicles
of which:								
231 - Rear-end collisions
232 - Collisions due to crossing or turning
233 - Head-on collisions
234 - Others (including collisions with parked vehicles)

For notes see end of table.

Voir notes à la fin du tableau.

См. примечания в конце таблицы.

2. Road traffic accidents involving personal injury by nature of accident

2. Accidents de la circulation routière ayant entraîné des lésions corporelles par type d'accident

2. Дорожно-транспортные происшествия по типу происшествия

Unit : number - Unité : nombre - Единица: Число

Description Description Описание	Accidents		Persons killed or injured: total		Persons killed		Persons injured	
	Accidents		Personnes tuées ou blessées: total		Personnes tuées		Personnes blessées	
	2005	2008	Погибшие или раненые: всего		Погибшие		Раненые	

Kazakhstan - Kazakhstan - Казахстан

1 All accidents - Total (11+12+13)	14 517	13 739	20 796	19 751	3 374	3 351	17 422	16 400
11 Accidents between vehicle and pedestrian
12 Single vehicle accidents
13 Accidents between vehicles
of which:								
131 - Rear-end collisions
132 - Collisions due to crossing or turning
133 - Head-on collisions
134 - Others (including collisions with parked vehicles)
2 Accidents in built-up areas - Total (21+22+23)
21 Accidents between vehicle and pedestrian
22 Single vehicle accidents
23 Accidents between vehicles
of which:								
231 - Rear-end collisions
232 - Collisions due to crossing or turning
233 - Head-on collisions
234 - Others (including collisions with parked vehicles)

Kyrgyzstan - Kirghizistan - Кыргызстан

1 All accidents - Total (11+12+13)	3 717	4 540	5 461	7 063	893	1 138	4 568	5 925
11 Accidents between vehicle and pedestrian
12 Single vehicle accidents
13 Accidents between vehicles
of which:								
131 - Rear-end collisions
132 - Collisions due to crossing or turning
133 - Head-on collisions
134 - Others (including collisions with parked vehicles)
2 Accidents in built-up areas - Total (21+22+23)	3 717	4 540
21 Accidents between vehicle and pedestrian	2 246	2 360	1 792	1 919
22 Single vehicle accidents
23 Accidents between vehicles
of which:								
231 - Rear-end collisions	141	168	123	146
232 - Collisions due to crossing or turning
233 - Head-on collisions	1 816	2 636	1 635	2 350
234 - Others (including collisions with parked vehicles)	41	55	38	49

Latvia - Lettonie - Латвия

1 All accidents - Total (11+12+13)	4 466	4 196	6 042	5 724	442	316	5 600	5 408
11 Accidents between vehicle and pedestrian
12 Single vehicle accidents
13 Accidents between vehicles
of which:								
131 - Rear-end collisions
132 - Collisions due to crossing or turning
133 - Head-on collisions
134 - Others (including collisions with parked vehicles)
2 Accidents in built-up areas - Total (21+22+23)	2 843	2 634	3 476	3 290	122	97	3 354	3 193
21 Accidents between vehicle and pedestrian
22 Single vehicle accidents
23 Accidents between vehicles
of which:								
231 - Rear-end collisions
232 - Collisions due to crossing or turning
233 - Head-on collisions
234 - Others (including collisions with parked vehicles)

For notes see end of table.

Voir notes à la fin du tableau.

См. примечания в конце таблицы.

2. Road traffic accidents involving personal injury by nature of accident

2. Accidents de la circulation routière ayant entraîné des lésions corporelles par type d'accident

2. Дорожно-транспортные происшествия по типу происшествия

Unit : number - Unité : nombre - Единица: Число

Description Description Описание	Accidents		Persons killed or injured: total		Persons killed		Persons injured	
	Accidents		Personnes tuées ou blessées: total		Personnes tuées		Personnes blessées	
	2005	2008	2005	2008	2005	2008	2005	2008
Liechtenstein - Liechtenstein - Лихтенштейн								
1 All accidents - Total (11+12+13)	...	402	111	110	2	1	109	109
11 Accidents between vehicle and pedestrian
12 Single vehicle accidents
13 Accidents between vehicles
of which:								
131 - Rear-end collisions
132 - Collisions due to crossing or turning
133 - Head-on collisions
134 - Others (including collisions with parked vehicles)
2 Accidents in built-up areas - Total (21+22+23)
21 Accidents between vehicle and pedestrian
22 Single vehicle accidents
23 Accidents between vehicles
of which:								
231 - Rear-end collisions
232 - Collisions due to crossing or turning
233 - Head-on collisions
234 - Others (including collisions with parked vehicles)
Lithuania - Lituanie - Литва								
1 All accidents - Total (11+12+13)	6 772	4 897	9 247	6 317	773	499	8 474	5 818
11 Accidents between vehicle and pedestrian
12 Single vehicle accidents
13 Accidents between vehicles
of which:								
131 - Rear-end collisions
132 - Collisions due to crossing or turning
133 - Head-on collisions
134 - Others (including collisions with parked vehicles)
2 Accidents in built-up areas - Total (21+22+23)	4 052	2 977	4 970	...	185	147	4 785	...
21 Accidents between vehicle and pedestrian
22 Single vehicle accidents
23 Accidents between vehicles
of which:								
231 - Rear-end collisions
232 - Collisions due to crossing or turning
233 - Head-on collisions
234 - Others (including collisions with parked vehicles)
Luxembourg - Luxembourg - Люксембург								
1 All accidents - Total (11+12+13)	777	927	1 101	1 274	47	35	1 054	1 239
11 Accidents between vehicle and pedestrian	6	...	176
12 Single vehicle accidents
13 Accidents between vehicles
of which:								
131 - Rear-end collisions
132 - Collisions due to crossing or turning
133 - Head-on collisions
134 - Others (including collisions with parked vehicles)
2 Accidents in built-up areas - Total (21+22+23)	386	536	386	725	13	9	373	716
21 Accidents between vehicle and pedestrian
22 Single vehicle accidents
23 Accidents between vehicles
of which:								
231 - Rear-end collisions
232 - Collisions due to crossing or turning
233 - Head-on collisions
234 - Others (including collisions with parked vehicles)

For notes see end of table.

Voir notes à la fin du tableau.

См. примечания в конце таблицы.

2. Road traffic accidents involving personal injury by nature of accident

2. Accidents de la circulation routière ayant entraîné des lésions corporelles par type d'accident

2. Дорожно-транспортные происшествия по типу происшествия

Unit : number - Unité : nombre - Единица: Число

Description Description Описание	Accidents		Persons killed or injured: total		Persons killed		Persons injured	
	Accidents		Personnes tuées ou blessées: total		Personnes tuées		Personnes blessées	
	2005	2008	2005	2008	2005	2008	2005	2008

Malta - Malte - Мальта

1 All accidents - Total (11+12+13)	1 156	764	1 160	868	17	9	1 143	859
11 Accidents between vehicle and pedestrian	111	...	1	...	110
12 Single vehicle accidents
13 Accidents between vehicles
of which:								
131 - Rear-end collisions
132 - Collisions due to crossing or turning
133 - Head-on collisions
134 - Others (including collisions with parked vehicles)
2 Accidents in built-up areas - Total (21+22+23)	847	764	847	868	17	9	830	859
21 Accidents between vehicle and pedestrian
22 Single vehicle accidents
23 Accidents between vehicles
of which:								
231 - Rear-end collisions
232 - Collisions due to crossing or turning
233 - Head-on collisions
234 - Others (including collisions with parked vehicles)

Netherlands - Pays-Bas - Нидерланды

1 All accidents - Total (11+12+13)	27 007	23 708	32 578	28 184	750	677	31 828	27 507
11 Accidents between vehicle and pedestrian	1 777	...	56	...	1 721
12 Single vehicle accidents
13 Accidents between vehicles
of which:								
131 - Rear-end collisions
132 - Collisions due to crossing or turning
133 - Head-on collisions
134 - Others (including collisions with parked vehicles)
2 Accidents in built-up areas - Total (21+22+23)	...	16 033	...	18 236	...	243	...	17 993
21 Accidents between vehicle and pedestrian
22 Single vehicle accidents
23 Accidents between vehicles
of which:								
231 - Rear-end collisions
232 - Collisions due to crossing or turning
233 - Head-on collisions
234 - Others (including collisions with parked vehicles)

Norway - Norvège - Норвегия

1 All accidents - Total (11+12+13)	8 078	7 726	11 438	11 123	224	255	11 214	10 868
11 Accidents between vehicle and pedestrian	848	816	930	910	32	31	898	879
12 Single vehicle accidents	2 321	2 234	3 052	2 990	73	95	2 979	2 895
13 Accidents between vehicles	4 909	4 676	7 456	7 223	119	129	7 337	7 094
of which:								
131 - Rear-end collisions	1 435	1 294	2 349	2 135	4	4	2 345	2 131
132 - Collisions due to crossing or turning	1 554	1 392	2 093	1 887	17	20	2 076	1 867
133 - Head-on collisions	1 118	1 144	2 017	2 150	90	88	1 927	2 062
134 - Others (including collisions with parked vehicles)	802	846	997	1 051	8	17	989	1 034
2 Accidents in built-up areas - Total (21+22+23)	4 100	3 679	5 438	4 877	47	64	5 391	4 813
21 Accidents between vehicle and pedestrian	766	711
22 Single vehicle accidents	680	575
23 Accidents between vehicles	3 945	3 527
of which:								
231 - Rear-end collisions	1 447	1 217
232 - Collisions due to crossing or turning	1 398	1 240
233 - Head-on collisions	532	510
234 - Others (including collisions with parked vehicles)	568	560

For notes see end of table.

Voir notes à la fin du tableau.

См. примечания в конце таблицы.

2. Road traffic accidents involving personal injury by nature of accident

2. Accidents de la circulation routière ayant entraîné des lésions corporelles par type d'accident

2. Дорожно-транспортные происшествия по типу происшествия

Unit : number - Unité : nombre - Единица: Число

Description Description Описание	Accidents		Persons killed or injured: total		Persons killed		Persons injured	
	Accidents		Personnes tuées ou blessées: total		Personnes tuées		Personnes blessées	
	2005	2008	Погибшие или раненые: всего		Погибшие		Раненые	
	2005	2008	2005	2008	2005	2008	2005	2008

Poland - Pologne - Польша

1 All accidents - Total (11+12+13)	48 100	49 054	66 640	67 534	5 444	5 437	61 196	62 097
11 Accidents between vehicle and pedestrian	16 310	...	1 893	...	14 417
12 Single vehicle accidents
13 Accidents between vehicles
of which:								
131 - Rear-end collisions
132 - Collisions due to crossing or turning
133 - Head-on collisions
134 - Others (including collisions with parked vehicles)
2 Accidents in built-up areas - Total (21+22+23)	34 234	34 881	34 234	44 511	2 494	2 499	31 740	42 012
21 Accidents between vehicle and pedestrian
22 Single vehicle accidents
23 Accidents between vehicles
of which:								
231 - Rear-end collisions
232 - Collisions due to crossing or turning
233 - Head-on collisions
234 - Others (including collisions with parked vehicles)

Portugal - Portugal - Португалия¹⁾

1 All accidents - Total (11+12+13)	37 066	33 613	50 343	44 709	1 247	885	49 096	43 824
11 Accidents between vehicle and pedestrian	6 050	...	156	...	5 894
12 Single vehicle accidents
13 Accidents between vehicles
of which:								
131 - Rear-end collisions
132 - Collisions due to crossing or turning
133 - Head-on collisions
134 - Others (including collisions with parked vehicles)
2 Accidents in built-up areas - Total (21+22+23)	25 685	...	25 685	30 281	537	417	25 148	29 863
21 Accidents between vehicle and pedestrian
22 Single vehicle accidents
23 Accidents between vehicles
of which:								
231 - Rear-end collisions
232 - Collisions due to crossing or turning
233 - Head-on collisions
234 - Others (including collisions with parked vehicles)

Republic of Moldova - République de Moldova - Республика Молдова

1 All accidents - Total (11+12+13)	2 290	2 869	2 289	2 869	391	500	1 898	2 369
11 Accidents between vehicle and pedestrian	1 041	...	1 111
12 Single vehicle accidents	386	...	641
13 Accidents between vehicles
of which:								
131 - Rear-end collisions
132 - Collisions due to crossing or turning
133 - Head-on collisions
134 - Others (including collisions with parked vehicles)
2 Accidents in built-up areas - Total (21+22+23)	1 669	...	2 183
21 Accidents between vehicle and pedestrian	872	...	924
22 Single vehicle accidents	178	...	270
23 Accidents between vehicles
of which:								
231 - Rear-end collisions
232 - Collisions due to crossing or turning
233 - Head-on collisions
234 - Others (including collisions with parked vehicles)

For notes see end of table.

Voir notes à la fin du tableau.

См. примечания в конце таблицы.

2. Road traffic accidents involving personal injury by nature of accident

2. Accidents de la circulation routière ayant entraîné des lésions corporelles par type d'accident

2. Дорожно-транспортные происшествия по типу происшествия

Unit : number - Unité : nombre - Единица: Число

Description Description Описание	Accidents		Persons killed or injured: total		Persons killed		Persons injured	
	Accidents		Personnes tuées ou blessées: total		Personnes tuées		Personnes blessées	
	2005	2008	2005	2008	2005	2008	2005	2008

Romania - Roumanie - Румыния

1 All accidents - Total (11+12+13)	19 819	29 307	25 829	39 238	2 629	3 061	23 200	36 177
11 Accidents between vehicle and pedestrian	11 935	...	1 077	...	10 858
12 Single vehicle accidents
13 Accidents between vehicles
of which:								
131 - Rear-end collisions
132 - Collisions due to crossing or turning
133 - Head-on collisions
134 - Others (including collisions with parked vehicles)
2 Accidents in built-up areas - Total (21+22+23)	17 002	24 283	21 357	30 699	1 878	1 919	19 479	28 780
21 Accidents between vehicle and pedestrian
22 Single vehicle accidents
23 Accidents between vehicles
of which:								
231 - Rear-end collisions
232 - Collisions due to crossing or turning
233 - Head-on collisions
234 - Others (including collisions with parked vehicles)

Russian Federation - Fédération de Russie - Российская Федерация

1 All accidents - Total (11+12+13)	223 342	218 322	308 821	300 819	33 957	29 936	274 864	270 883
11 Accidents between vehicle and pedestrian
12 Single vehicle accidents
13 Accidents between vehicles
of which:								
131 - Rear-end collisions
132 - Collisions due to crossing or turning
133 - Head-on collisions
134 - Others (including collisions with parked vehicles)
2 Accidents in built-up areas - Total (21+22+23)	160 970	156 409	204 368	198 115	15 948	13 093	188 420	185 022
21 Accidents between vehicle and pedestrian
22 Single vehicle accidents
23 Accidents between vehicles
of which:								
231 - Rear-end collisions
232 - Collisions due to crossing or turning
233 - Head-on collisions
234 - Others (including collisions with parked vehicles)

Serbia - Serbie - Сербия

1 All accidents - Total (11+12+13)	12 752	16 651	17 713	23 172	841	897	16 872	22 275
11 Accidents between vehicle and pedestrian
12 Single vehicle accidents
13 Accidents between vehicles
of which:								
131 - Rear-end collisions
132 - Collisions due to crossing or turning
133 - Head-on collisions
134 - Others (including collisions with parked vehicles)
2 Accidents in built-up areas - Total (21+22+23)	...	14 275	...	18 844	...	599
21 Accidents between vehicle and pedestrian
22 Single vehicle accidents
23 Accidents between vehicles
of which:								
231 - Rear-end collisions
232 - Collisions due to crossing or turning
233 - Head-on collisions
234 - Others (including collisions with parked vehicles)

For notes see end of table.

Voir notes à la fin du tableau.

См. примечания в конце таблицы.

2. Road traffic accidents involving personal injury by nature of accident

2. Accidents de la circulation routière ayant entraîné des lésions corporelles par type d'accident

2. Дорожно-транспортные происшествия по типу происшествия

Unit : number - Unité : nombre - Единица: Число

Description Description Описание	Accidents		Persons killed or injured: total		Persons killed		Persons injured	
	Accidents		Personnes tuées ou blessées: total		Personnes tuées		Personnes blessées	
	2005	2008	2005	2008	2005	2008	2005	2008

Slovakia - Slovaquie - Словакия

1 All accidents - Total (11+12+13)	7 895	8 343	11 058	11 492	606	606	10 452	10 886
11 Accidents between vehicle and pedestrian	881	775	899	2 114	48	208	851	1 906
12 Single vehicle accidents
13 Accidents between vehicles
of which:								
131 - Rear-end collisions	630	682	901	979	17	17	884	962
132 - Collisions due to crossing or turning	2 054	2 002	2 972	2 867	92	92	2 880	2 775
133 - Head-on collisions	896	901	1 750	1 820	120	105	1 630	1 715
134 - Others (including collisions with parked vehicles)
2 Accidents in built-up areas - Total (21+22+23)	5 154	5 428	6 612	6 723	253	280	6 359	6 443
21 Accidents between vehicle and pedestrian
22 Single vehicle accidents
23 Accidents between vehicles
of which:								
231 - Rear-end collisions
232 - Collisions due to crossing or turning
233 - Head-on collisions
234 - Others (including collisions with parked vehicles)

Slovenia - Slovénie - Словения

1 All accidents - Total (11+12+13)	10 509	9 165	15 041	12 956	258	214	14 783	12 742
11 Accidents between vehicle and pedestrian	880	...	40	...	840
12 Single vehicle accidents
13 Accidents between vehicles
of which:								
131 - Rear-end collisions
132 - Collisions due to crossing or turning
133 - Head-on collisions
134 - Others (including collisions with parked vehicles)
2 Accidents in built-up areas - Total (21+22+23)	5 863	5 739	7 928	7 767	81	73	7 847	7 694
21 Accidents between vehicle and pedestrian
22 Single vehicle accidents
23 Accidents between vehicles
of which:								
231 - Rear-end collisions
232 - Collisions due to crossing or turning
233 - Head-on collisions
234 - Others (including collisions with parked vehicles)

Spain - Espagne - Испания

1 All accidents - Total (11+12+13)	91 187	93 161	137 251	134 047	4 442	3 099	132 809	130 948
11 Accidents between vehicle and pedestrian	510	...	11 918
12 Single vehicle accidents
13 Accidents between vehicles
of which:								
131 - Rear-end collisions
132 - Collisions due to crossing or turning
133 - Head-on collisions
134 - Others (including collisions with parked vehicles)
2 Accidents in built-up areas - Total (21+22+23)	48 551	49 305	48 551	64 244	790	634	47 761	63 610
21 Accidents between vehicle and pedestrian
22 Single vehicle accidents
23 Accidents between vehicles
of which:								
231 - Rear-end collisions
232 - Collisions due to crossing or turning
233 - Head-on collisions
234 - Others (including collisions with parked vehicles)

For notes see end of table.

Voir notes à la fin du tableau.

См. примечания в конце таблицы.

2. Road traffic accidents involving personal injury by nature of accident

2. Accidents de la circulation routière ayant entraîné des lésions corporelles par type d'accident

2. Дорожно-транспортные происшествия по типу происшествия

Unit : number - Unité : nombre - Единица: Число

Description Description Описание	Accidents		Persons killed or injured: total		Persons killed		Persons injured	
	Accidents		Personnes tuées ou blessées: total		Personnes tuées		Personnes blessées	
	2005	2008	2005	2008	2005	2008	2005	2008

Sweden - Suède - Швеция

1	All accidents - Total (11+12+13)	18 094	18 462	26 899	26 645	440	397	26 459	26 248
11	Accidents between vehicle and pedestrian	1 873	...	45	...	1 828
12	Single vehicle accidents
13	Accidents between vehicles
	of which:								
131	- Rear-end collisions
132	- Collisions due to crossing or turning
133	- Head-on collisions
134	- Others (including collisions with parked vehicles)
2	Accidents in built-up areas - Total (21+22+23)	9 278	9 040	9 278	12 462	104	96	9 174	12 366
21	Accidents between vehicle and pedestrian
22	Single vehicle accidents
23	Accidents between vehicles
	of which:								
231	- Rear-end collisions
232	- Collisions due to crossing or turning
233	- Head-on collisions
234	- Others (including collisions with parked vehicles)

Switzerland - Suisse - Швейцария

1	All accidents - Total (11+12+13)	21 706	20 736	27 163	25 913	409	357	26 754	25 556
11	Accidents between vehicle and pedestrian	2 206	2 219	2 417	2 421	68	53	2 349	2 368
12	Single vehicle accidents	5 954	5 733	7 383	6 885	206	160	7 177	6 725
13	Accidents between vehicles
	of which:								
131	- Rear-end collisions	4 775	4 436	6 606	6 222	12	14	6 594	6 208
132	- Collisions due to crossing or turning	5 059	4 755	5 988	5 698	52	51	5 936	5 647
133	- Head-on collisions	1 002	943	1 561	1 483	41	38	1 520	1 445
134	- Others (including collisions with parked vehicles)	1 220	1 268	1 377	1 503	20	25	1 357	1 478
2	Accidents in built-up areas - Total (21+22+23)	14 027	13 677	16 589	16 201	137	135	16 452	16 066
21	Accidents between vehicle and pedestrian	2 073	2 093	2 254	2 274	55	45	2 199	2 229
22	Single vehicle accidents	2 508	2 543	2 894	2 849	40	38	2 854	2 811
23	Accidents between vehicles
	of which:								
231	- Rear-end collisions	3 166	2 925	4 198	3 891	3	3	4 195	3 888
232	- Collisions due to crossing or turning	3 704	3 597	4 187	4 088	19	18	4 168	4 070
233	- Head-on collisions	449	441	613	639	5	4	608	635
234	- Others (including collisions with parked vehicles)	880	910	966	1 057	11	16	955	1 041

Tajikistan - Tadjikistan - Таджикистан

1	All accidents - Total (11+12+13)	1 724	...	2 519	...	483	...	2 036	...
11	Accidents between vehicle and pedestrian
12	Single vehicle accidents
13	Accidents between vehicles
	of which:								
131	- Rear-end collisions
132	- Collisions due to crossing or turning
133	- Head-on collisions
134	- Others (including collisions with parked vehicles)
2	Accidents in built-up areas - Total (21+22+23)
21	Accidents between vehicle and pedestrian
22	Single vehicle accidents
23	Accidents between vehicles
	of which:								
231	- Rear-end collisions
232	- Collisions due to crossing or turning
233	- Head-on collisions
234	- Others (including collisions with parked vehicles)

For notes see end of table.

Voir notes à la fin du tableau.

См. примечания в конце таблицы.

2. Road traffic accidents involving personal injury by nature of accident

2. Accidents de la circulation routière ayant entraîné des lésions corporelles par type d'accident

2. Дорожно-транспортные происшествия по типу происшествия

Unit : number - Unité : nombre - Единица: Число

Description Description Описание	Accidents		Persons killed or injured: total		Persons killed		Persons injured	
	Accidents		Personnes tuées ou blessées: total		Personnes tuées		Personnes blessées	
	2005	2008	2005	2008	2005	2008	2005	2008

The FYR of Macedonia ²⁾

1	All accidents - Total (11+12+13)	2 821	4 403	4 319	6 886	143	162	4 176	6 724
11	Accidents between vehicle and pedestrian	849	988	949	1 132	39	49	910	1 083
12	Single vehicle accidents	659	882	1 178	1 282	46	23	1 132	1 259
13	Accidents between vehicles	1 313	2 533	...	4 472	...	90	...	4 382
	of which:								
131	- Rear-end collisions	398	871	649	...	17	...	632	...
132	- Collisions due to crossing or turning	299	607	457	...	11	...	446	...
133	- Head-on collisions	592	897
134	- Others (including collisions with parked vehicles)	24	19	25	...
2	Accidents in built-up areas - Total (21+22+23)	1 920	3 181	2 518	4 598	63	74	2 455	4 524
21	Accidents between vehicle and pedestrian	762	884	854	1 009	29	32	825	977
22	Single vehicle accidents	252	384	373	555	9	15	364	540
23	Accidents between vehicles	906	1 948	...	3 037	...	30	...	3 007
	of which:								
231	- Rear-end collisions	264	529	380	...	8	...	372	...
232	- Collisions due to crossing or turning	255	612	350	...	8	...	342	...
233	- Head-on collisions	370	689
234	- Others (including collisions with parked vehicles)	17	18	18	...

Turkey - Turquie - Турция

1	All accidents - Total (11+12+13)	87 273	104 212	158 591	188 704	4 505	4 236	154 086	184 468
11	Accidents between vehicle and pedestrian	15 969	15 921	18 145	18 181	681	513	17 464	17 668
12	Single vehicle accidents	19 622	24 877	40 351	49 608	914	953	39 437	48 655
13	Accidents between vehicles
	of which:								
131	- Rear-end collisions	7 666	8 839	14 641	16 623	282	310	14 359	16 313
132	- Collisions due to crossing or turning	20 899	26 427	36 864	46 676	446	462	36 418	46 214
133	- Head-on collisions	5 676	5 459	13 573	12 334	776	610	12 797	11 724
134	- Others (including collisions with parked vehicles)	2 076	2 605	3 150	4 167	75	75	3 075	4 092
2	Accidents in built-up areas - Total (21+22+23)	59 476	71 567	92 983	112 497	1 647	1 433	91 336	111 064
21	Accidents between vehicle and pedestrian	15 245	...	17 246	...	504	...	16 742	16 881
22	Single vehicle accidents	24 881	...	17 080	...	772	...	16 308	21 404
23	Accidents between vehicles
	of which:								
231	- Rear-end collisions	5 138	...	8 758	10 315	107	...	8 651	10 234
232	- Collisions due to crossing or turning	38 644	30 038	38 405
233	- Head-on collisions	4 139	...	7 967	7 944	171	...	7 796	7 838
234	- Others (including collisions with parked vehicles)	3 323	2 520	3 286

Ukraine - Ukraine - Украина

1	All accidents - Total (11+12+13)	46 485	51 279	63 228	70 972	7 229	7 718	55 999	63 254
11	Accidents between vehicle and pedestrian
12	Single vehicle accidents
13	Accidents between vehicles
	of which:								
131	- Rear-end collisions
132	- Collisions due to crossing or turning
133	- Head-on collisions
134	- Others (including collisions with parked vehicles)
2	Accidents in built-up areas - Total (21+22+23)	33 087	36 626	41 915	47 537	3 612	3 569	38 303	43 968
21	Accidents between vehicle and pedestrian	15 464	13 096
22	Single vehicle accidents
23	Accidents between vehicles
	of which:								
231	- Rear-end collisions
232	- Collisions due to crossing or turning
233	- Head-on collisions
234	- Others (including collisions with parked vehicles)

For notes see end of table.

Voir notes à la fin du tableau.

См. примечания в конце таблицы.

2. Road traffic accidents involving personal injury by nature of accident

2. Accidents de la circulation routière ayant entraîné des lésions corporelles par type d'accident

2. Дорожно-транспортные происшествия по типу происшествия

Unit : number - Unité : nombre - Единица: Число

Description Description Описание	Accidents		Persons killed or injured: total		Persons killed		Persons injured	
	Accidents		Personnes tuées ou blessées: total		Personnes tuées		Personnes blessées	
	2005	2008	2005	2008	2005	2008	2005	2008

United Kingdom - Royaume-Uni - Соединенное Королевство³⁾

1	All accidents - Total (11+12+13)	203 682	176 814	279 176	240 456	3 336	2 645	275 840	237 811
11	Accidents between vehicle and pedestrian	870	...	30 108
12	Single vehicle accidents
13	Accidents between vehicles
	of which:								
131	- Rear-end collisions
132	- Collisions due to crossing or turning
133	- Head-on collisions
134	- Others (including collisions with parked vehicles)
2	Accidents in built-up areas - Total (21+22+23)	91 737	128 104	91 737	166 374	934	1 084	90 803	165 290
21	Accidents between vehicle and pedestrian
22	Single vehicle accidents
23	Accidents between vehicles
	of which:								
231	- Rear-end collisions
232	- Collisions due to crossing or turning
233	- Head-on collisions
234	- Others (including collisions with parked vehicles)

United States - États-Unis - Соединенные Штаты

1	All accidents - Total (11+12+13)	1 855 000	1 630 000	2 742 510	2 383 261	43 510	37 261	2 699 000	2 346 000
11	Accidents between vehicle and pedestrian	64 000	66 000	68 892	73 378	4 892	4 378	64 000	69 000
12	Single vehicle accidents	587 000	567 000	710 198	675 888	24 198	21 888	686 000	654 000
13	Accidents between vehicles	2 032 265	1 706 373	19 265	15 373	2 013 000	1 691 000
	of which:								
131	- Rear-end collisions	515 000	466 000
132	- Collisions due to crossing or turning
133	- Head-on collisions	66 000	69 000
134	- Others (including collisions with parked vehicles)
2	Accidents in built-up areas - Total (21+22+23)	15 094
21	Accidents between vehicle and pedestrian
22	Single vehicle accidents
23	Accidents between vehicles
	of which:								
231	- Rear-end collisions
232	- Collisions due to crossing or turning
233	- Head-on collisions
234	- Others (including collisions with parked vehicles)

Country notes - Notes relatives aux pays - Примечания к данным, представляемым странами

1) Data refer to continent only.

2) The former Yugoslav Republic of Macedonia.

3) Data refer to Great Britain.

1) Les données se réfèrent au continent.

2) L'ex-République yougoslave de Macédoine.

3) Les données se réfèrent à la Grande-Bretagne.

1) Данные относятся только к континенту.

2) Бывшая Югославская Республика Македония.

3) Данные относятся к Великобритании.

3. Persons killed or injured in road traffic accidents by category of user and age group

3. Personnes tuées ou blessées dans les accidents de la circulation routière selon la catégorie d'usager de la route et le groupe d'âge

3. Число погибших или раненых в дорожно-транспортных происшествиях по категориям пользователей дорог и группам возраста

Unit : number - Unité : nombre - Единица: число

Description		Описание	
0	Total (1+2+3+4+5+6+7+8)	0	Всего (1+2+3+4+5+6+7+8)
01	- dont: 0 à 9 ans	01	- в том числе: От 0 до 9 лет
02	10 à 14 ans	02	От 10 до 14 лет
03	15 à 17 ans	03	От 15 до 17 лет
04	18 à 20 ans	04	От 18 до 20 лет
05	21 à 24 ans	05	От 21 до 24 лет
06	25 à 64 ans	06	От 25 до 64 лет
07	65 ans et au-dessus	07	65 лет и старше
08	Inconnu	08	Возраст неизвестен
1	Piétons	1	Пешеходы
11+12+13	- dont: 0 à 17 ans	11+12+13	- в том числе: От 0 до 17 лет
14	18 à 20 ans	14	От 18 до 20 лет
15	21 à 24 ans	15	От 21 до 24 лет
16	25 à 64 ans	16	От 25 до 64 лет
17	65 ans et au-dessus	17	65 лет и старше
18	Inconnu	18	Возраст неизвестен
2	Conducteurs et passagers de cycles	2	Водители и пассажиры велосипедов
21+22+23	- dont: 0 à 17 ans	21+22+23	- в том числе: От 0 до 17 лет
24	18 à 20 ans	24	От 18 до 20 лет
25	21 à 24 ans	25	От 21 до 24 лет
26	25 à 64 ans	26	От 25 до 64 лет
27	65 ans et au-dessus	27	65 лет и старше
28	Inconnu	28	Возраст неизвестен
3	Conducteurs et passagers de cyclomoteurs	3	Водители и пассажиры мопедов
31+32+33	- dont: 0 à 17 ans	31+32+33	- в том числе: От 0 до 17 лет
34	18 à 20 ans	34	От 18 до 20 лет
35	21 à 24 ans	35	От 21 до 24 лет
36	25 à 64 ans	36	От 25 до 64 лет
37	65 ans et au-dessus	37	65 лет и старше
38	Inconnu	38	Возраст неизвестен
4	Conducteurs et passagers de motocycles	4	Водители и пассажиры мотоциклов
41+42+43	- dont: 0 à 17 ans	41+42+43	- в том числе: От 0 до 17 лет
44	18 à 20 ans	44	От 18 до 20 лет
45	21 à 24 ans	45	От 21 до 24 лет
46	25 à 64 ans	46	От 25 до 64 лет
47	65 ans et au-dessus	47	65 лет и старше
48	Inconnu	48	Возраст неизвестен
5	Conducteurs et passagers de voitures particulières	5	Водители и пассажиры легковых автомобилей
51+52+53	- dont: 0 à 17 ans	51+52+53	- в том числе: От 0 до 17 лет
54	18 à 20 ans	54	От 18 до 20 лет
55	21 à 24 ans	55	От 21 до 24 лет
56	25 à 64 ans	56	От 25 до 64 лет
57	65 ans et au-dessus	57	65 лет и старше
58	Inconnu	58	Возраст неизвестен
6	Conducteurs et passagers d'autocars, d'autobus, de trolleybus et de tramways	6	Водители и пассажиры междугородных и городских автобусов, троллейбусов и трамваев
7	Conducteurs et passagers de véhicules routiers pour le transport de marchandises	7	Водители и пассажиры дорожных транспортных средств для грузовых перевозок
8	Autres conducteurs et passagers	8	Прочие лица водители и пассажиры

3. Persons killed or injured in road traffic accidents by category of user and age group

3. Personnes tuées ou blessées dans les accidents de la circulation routière selon la catégorie d'usager de la route et le groupe d'âge

3. Число погибших или раненых в дорожно-транспортных происшествиях по категориям пользователей дорог и группам возраста

Unit : number - Unité : nombre - Единица: число

Description Description Описание	Killed - tués - погибших				Injured - blessés - раненых			
	Total		Of which: drivers		Total		Of which: drivers	
	Total		Dont: conducteurs		Total		Dont: conducteurs	
	Всего		Погибшие: водители		Всего		Погибшие: водители	
	2005	2008	2005	2008	2005	2008	2005	2008

Armenia - Arménie - Армения

0	Total (1+2+3+4+5+6+7+8)	310	407	75	145	1 774	3 125	536	987
01	- of which: 0 to 9 years
02	10 to 14 years
03	15 to 17 years
04	18 to 20 years
05	21 to 24 years
06	25 to 64 years
07	65 years and over
08	Unknown
1	Pedestrians
11+12+13	- of which: 0 to 17 years
14	18 to 20 years
15	21 to 24 years
16	25 to 64 years
17	65 years and over
18	Unknown
2	Drivers and passengers of cycles
21+22+23	- of which: 0 to 17 years
24	18 to 20 years
25	21 to 24 years
26	25 to 64 years
27	65 years and over
28	Unknown
3	Drivers and passengers of mopeds
31+32+33	- of which: 0 to 17 years
34	18 to 20 years
35	21 to 24 years
36	25 to 64 years
37	65 years and over
38	Unknown
4	Drivers and passengers of motorcycles
41+42+43	- of which: 0 to 17 years
44	18 to 20 years
45	21 to 24 years
46	25 to 64 years
47	65 years and over
48	Unknown
5	Drivers and passengers of passenger cars
51+52+53	- of which: 0 to 17 years
54	18 to 20 years
55	21 to 24 years
56	25 to 64 years
57	65 years and over
58	Unknown
6	Drivers and passengers of motor coaches, buses, trolleybuses and tramcars
7	Drivers and passengers of goods road vehicles
8	Other drivers and passengers

For notes see end of table.

Voir notes à la fin du tableau.

См. примечания в конце таблицы.

3. Persons killed or injured in road traffic accidents by category of user and age group

3. Personnes tuées ou blessées dans les accidents de la circulation routière selon la catégorie d'usager de la route et le groupe d'âge

3. Число погибших или раненых в дорожно-транспортных происшествиях по категориям пользователей дорог и группам возраста

Unit : number - Unité : nombre - Единица: число

Description Description Описание	Killed - tuées - погибших				Injured - blessées - раненых			
	Total		Of which: drivers		Total		Of which: drivers	
	Total		Dont: conducteurs		Total		Dont: conducteurs	
	Всего		Погибшие: водители		Всего		Погибшие: водители	
	2005	2008	2005	2008	2005	2008	2005	2008

Austria - Autriche - Австрия

0	Total (1+2+3+4+5+6+7+8)	768	679	544	480	53 234	50 521	36 958	35 480
01	- of which: 0 to 9 years	14	5	1 793	1 581	...	173
02	10 to 14 years	11	7	1 858	1 852	...	588
03	15 to 17 years	48	26	...	15	5 013	6 002	...	4 208
04	18 to 20 years	73	60	...	45	5 552	4 771	...	3 428
05	21 to 24 years	67	74	...	59	5 650	4 902	...	3 703
06	25 to 64 years	404	335	...	263	28 923	26 772	...	20 699
07	65 years and over	151	172	...	98	4 389	4 611	...	2 666
08	Unknown	56	30	...	15
1	Pedestrians	97	102			4 151	4 233		
11+12+13	- of which: 0 to 17 years	15	8			...	1 138		
14	18 to 20 years	8	4			...	219		
15	21 to 24 years	5	1			...	224		
16	25 to 64 years	26	31			...	1 720		
17	65 years and over	43	58			...	921		
18	Unknown	11		
2	Drivers and passengers of cycles	47	62			5 412	5 559		
21+22+23	- of which: 0 to 17 years	4	2			...	925		
24	18 to 20 years	3	1			...	188		
25	21 to 24 years	1	1			...	305		
26	25 to 64 years	23	32			...	3 210		
27	65 years and over	16	26			...	922		
28	Unknown	9		
3	Drivers and passengers of mopeds	139	25			4 727	5 987		
31+32+33	- of which: 0 to 17 years	17	7			...	41		
34	18 to 20 years	3	1			...	393		
35	21 to 24 years	4	1			...	194		
36	25 to 64 years	8	7			...	894		
37	65 years and over	9	9			...	157		
38	Unknown	1		
4	Drivers and passengers of motorcycles	...	91			...	3 332		
41+42+43	- of which: 0 to 17 years	0	0				
44	18 to 20 years	6	8			...	141		
45	21 to 24 years	16	12			...	381		
46	25 to 64 years	73	65			...	2 639		
47	65 years and over	3	6			...	129		
48	Unknown	1		
5	Drivers and passengers of passenger cars	...	367			32 841	28 945		
51+52+53	- of which: 0 to 17 years	33	20			...	2 660		
54	18 to 20 years	53	45			...	3 712		
55	21 to 24 years	40	55			...	3 627		
56	25 to 64 years	236	176			...	16 778		
57	65 years and over	70	71			...	2 161		
58	Unknown	7		
6	Drivers and passengers of motor coaches, buses, trolleybuses and tramcars	...	2			...	693		
7	Drivers and passengers of goods road vehicles	...	21			...	1 050		
8	Other drivers and passengers	53	9			2 736	722		

For notes see end of table.

Voir notes à la fin du tableau.

См. примечания в конце таблицы.

3. Persons killed or injured in road traffic accidents by category of user and age group

3. Personnes tuées ou blessées dans les accidents de la circulation routière selon la catégorie d'usager de la route et le groupe d'âge

3. Число погибших или раненых в дорожно-транспортных происшествиях по категориям пользователей дорог и группам возраста

Unit : number - Unité : nombre - Единица: число

Description Description Описание	Killed - tués - погибших				Injured - blessés - раненых				
	Total		Of which: drivers		Total		Of which: drivers		
	Total		Dont: conducteurs		Total		Dont: conducteurs		
	Всего		Погибшие: водители		Всего		Погибшие: водители		
	2005	2008	2005	2008	2005	2008	2005	2008	
Azerbaijan - Azerbaïdjan - Азербайджан									
0	Total (1+2+3+4+5+6+7+8)	1 065	1 052	290	287	3 668	3 232	1 082	969
01	- of which: 0 to 9 years	55	49	140	143
02	10 to 14 years	49	36	...	1	157	124	...	1
03	15 to 17 years	24	30	1	2	139	105	13	4
04	18 to 20 years	45	42	10	7	214	196	50	33
05	21 to 24 years	88	93	26	29	453	378	150	122
06	25 to 64 years	668	693	238	232	2 388	2 144	844	788
07	65 years and over	136	109	15	16	177	142	25	21
08	Unknown
1	Pedestrians	416	371			1 163	994		
11+12+13	- of which: 0 to 17 years	65	64			271	213		
14	18 to 20 years	17	19			70	70		
15	21 to 24 years	20	17			102	79		
16	25 to 64 years	217	199			624	545		
17	65 years and over	97	72			96	87		
18	Unknown		
2	Drivers and passengers of cycles
21+22+23	- of which: 0 to 17 years
24	18 to 20 years
25	21 to 24 years
26	25 to 64 years
27	65 years and over
28	Unknown
3	Drivers and passengers of mopeds
31+32+33	- of which: 0 to 17 years
34	18 to 20 years
35	21 to 24 years
36	25 to 64 years
37	65 years and over
38	Unknown
4	Drivers and passengers of motorcycles	26	14	20	11	69	40	48	34
41+42+43	- of which: 0 to 17 years	...	1	5
44	18 to 20 years	3	...	1	...	7	1	4	1
45	21 to 24 years	4	...	4	...	12	8	10	6
46	25 to 64 years	16	13	13	10	44	30	31	26
47	65 years and over	3	...	2	...	1	1	1	1
48	Unknown
5	Drivers and passengers of passenger cars	534	607	249	261	2 110	1 944	964	853
51+52+53	- of which: 0 to 17 years	55	45	148	144
54	18 to 20 years	22	21	9	6	123	107	40	27
55	21 to 24 years	54	67	20	27	289	261	131	108
56	25 to 64 years	370	438	206	210	1 482	1 385	755	694
57	65 years and over	33	36	13	16	69	47	23	20
58	Unknown
6	Drivers and passengers of motor coaches, buses, trolleybuses and tramcars	55	22	10	2	241	139	31	22
7	Drivers and passengers of goods road vehicles
8	Other drivers and passengers	34	38	11	13	85	115	39	60

For notes see end of table.

Voir notes à la fin du tableau.

См. примечания в конце таблицы.

3. Persons killed or injured in road traffic accidents by category of user and age group

3. Personnes tuées ou blessées dans les accidents de la circulation routière selon la catégorie d'usager de la route et le groupe d'âge

3. Число погибших или раненых в дорожно-транспортных происшествиях по категориям пользователей дорог и группам возраста

Unit : number - Unité : nombre - Единица: число

Description Description Описание	Killed - tuées - погибших				Injured - blessées - раненых			
	Total		Of which: drivers		Total		Of which: drivers	
	Total		Dont: conducteurs		Total		Dont: conducteurs	
	Всего		Погибшие: водители		Всего		Погибшие: водители	
	2005	2008	2005	2008	2005	2008	2005	2008

Belgium - Belgique - Бельгия

0	Total (1+2+3+4+5+6+7+8)	1 089	944	808	692	53 610	64 437	38 001	39 746
01	- of which: 0 to 9 years	19	18	...	6	2 163	2 108	...	158
02	10 to 14 years	18	17	...	6	2 116	2 036	...	889
03	15 to 17 years	31	28	...	10	3 452	3 396	...	2 244
04	18 to 20 years	82	68	...	45	4 818	4 936	...	3 373
05	21 to 24 years	114	109	...	82	6 186	6 292	...	4 732
06	25 to 64 years	633	550	...	441	30 276	31 539	...	25 412
07	65 years and over	186	149	...	101	4 181	4 334	...	2 747
08	Unknown	6	5	...	1	418	1 002	...	191
1	Pedestrians	108	99			3 553	3 773		
11+12+13	- of which: 0 to 17 years	13	13			...	1 088		
14	18 to 20 years	2	5			...	176		
15	21 to 24 years	3	3			...	201		
16	25 to 64 years	35	44			...	1 566		
17	65 years and over	54	34			...	732		
18	Unknown	1	10		
2	Drivers and passengers of cycles	...	86	6 802
21+22+23	- of which: 0 to 17 years	13	13			...	1 811		
24	18 to 20 years	1	4			...	428		
25	21 to 24 years	...	4			...	313		
26	25 to 64 years	27	41			...	3 296		
27	65 years and over	30	24			...	941		
28	Unknown	13		
3	Drivers and passengers of mopeds	...	32	4 600
31+32+33	- of which: 0 to 17 years	6	3			...	73		
34	18 to 20 years	9	9			...	907		
35	21 to 24 years	2	3			...	505		
36	25 to 64 years	11	16			...	1 690		
37	65 years and over	2	1			...	73		
38	Unknown	15		
4	Drivers and passengers of motorcycles	...	108	3 502
41+42+43	- of which: 0 to 17 years	0	2				
44	18 to 20 years	4	4			...	206		
45	21 to 24 years	10	11			...	366		
46	25 to 64 years	109	91			...	2 808		
47	65 years and over	27		
48	Unknown	22		
5	Drivers and passengers of passenger cars	...	479	32 541
51+52+53	- of which: 0 to 17 years	30	23			...	2 681		
54	18 to 20 years	55	37			...	2 935		
55	21 to 24 years	90	75			...	4 452		
56	25 to 64 years	359	264			...	19 285		
57	65 years and over	85	75			...	2 350		
58	Unknown	5	5			...	838		
6	Drivers and passengers of motor coaches, buses, trolleybuses and tramcars	...	2	660
7	Drivers and passengers of goods road vehicles	...	56	2 397
8	Other drivers and passengers	...	82	1 368

For notes see end of table.

Voir notes à la fin du tableau.

См. примечания в конце таблицы.

3. Persons killed or injured in road traffic accidents by category of user and age group

3. Personnes tuées ou blessées dans les accidents de la circulation routière selon la catégorie d'usager de la route et le groupe d'âge

3. Число погибших или раненых в дорожно-транспортных происшествиях по категориям пользователей дорог и группам возраста

Unit : number - Unité : nombre - Единица: число

Description Description Описание	Killed - tués - погибших				Injured - blessés - раненых			
	Total		Of which: drivers		Total		Of which: drivers	
	Total		Dont: conducteurs		Total		Dont: conducteurs	
	Всего		Погибшие: водители		Всего		Погибшие: водители	
	2005	2008	2005	2008	2005	2008	2005	2008

Bulgaria - Bulgarie - Болгария

0	Total (1+2+3+4+5+6+7+8)	957	1 061	10 112	9 952
01	- of which: 0 to 9 years
02	10 to 14 years
03	15 to 17 years
04	18 to 20 years
05	21 to 24 years
06	25 to 64 years
07	65 years and over
08	Unknown
1	Pedestrians	265	278	2 524
11+12+13	- of which: 0 to 17 years
14	18 to 20 years
15	21 to 24 years
16	25 to 64 years
17	65 years and over
18	Unknown
2	Drivers and passengers of cycles	57	35	478
21+22+23	- of which: 0 to 17 years
24	18 to 20 years
25	21 to 24 years
26	25 to 64 years
27	65 years and over
28	Unknown
3	Drivers and passengers of mopeds
31+32+33	- of which: 0 to 17 years
34	18 to 20 years
35	21 to 24 years
36	25 to 64 years
37	65 years and over
38	Unknown
4	Drivers and passengers of motorcycles	72	625
41+42+43	- of which: 0 to 17 years
44	18 to 20 years
45	21 to 24 years
46	25 to 64 years
47	65 years and over
48	Unknown
5	Drivers and passengers of passenger cars	467	622	5 575
51+52+53	- of which: 0 to 17 years
54	18 to 20 years
55	21 to 24 years
56	25 to 64 years
57	65 years and over
58	Unknown
6	Drivers and passengers of motor coaches, buses, trolleybuses and tramcars
7	Drivers and passengers of goods road vehicles
8	Other drivers and passengers	96	907

For notes see end of table.

Voir notes à la fin du tableau.

См. примечания в конце таблицы.

3. Persons killed or injured in road traffic accidents by category of user and age group

3. Personnes tuées ou blessées dans les accidents de la circulation routière selon la catégorie d'utilisateur de la route et le groupe d'âge

3. Число погибших или раненых в дорожно-транспортных происшествиях по категориям пользователей дорог и группам возраста

Unit : number - Unité : nombre - Единица: число

Description Description Описание	Killed - tués - погибших				Injured - blessés - раненых			
	Total		Of which: drivers		Total		Of which: drivers	
	Total		Dont: conducteurs		Total		Dont: conducteurs	
	Всего		Погибшие: водители		Всего		Погибшие: водители	
	2005	2008	2005	2008	2005	2008	2005	2008

Canada - Canada - Канада

0	Total (1+2+3+4+5+6+7+8)	2 898	2 425	1 557	...	204 764	177 574
01	- of which: 0 to 9 years
02	10 to 14 years
03	15 to 17 years
04	18 to 20 years
05	21 to 24 years
06	25 to 64 years
07	65 years and over	481	16 225
08	Unknown
1	Pedestrians	342
11+12+13	- of which: 0 to 17 years
14	18 to 20 years
15	21 to 24 years
16	25 to 64 years
17	65 years and over
18	Unknown
2	Drivers and passengers of cycles	52
21+22+23	- of which: 0 to 17 years
24	18 to 20 years
25	21 to 24 years
26	25 to 64 years
27	65 years and over
28	Unknown
3	Drivers and passengers of mopeds
31+32+33	- of which: 0 to 17 years
34	18 to 20 years
35	21 to 24 years
36	25 to 64 years
37	65 years and over
38	Unknown
4	Drivers and passengers of motorcycles	233
41+42+43	- of which: 0 to 17 years
44	18 to 20 years
45	21 to 24 years
46	25 to 64 years
47	65 years and over
48	Unknown
5	Drivers and passengers of passenger cars	2 115
51+52+53	- of which: 0 to 17 years
54	18 to 20 years
55	21 to 24 years
56	25 to 64 years
57	65 years and over
58	Unknown
6	Drivers and passengers of motor coaches, buses, trolleybuses and tramcars	1
7	Drivers and passengers of goods road vehicles	78
8	Other drivers and passengers	129

For notes see end of table.

Voir notes à la fin du tableau.

См. примечания в конце таблицы.

3. Persons killed or injured in road traffic accidents by category of user and age group

3. Personnes tuées ou blessées dans les accidents de la circulation routière selon la catégorie d'usager de la route et le groupe d'âge

3. Число погибших или раненых в дорожно-транспортных происшествиях по категориям пользователей дорог и группам возраста

Unit : number - Unité : nombre - Единица: число

Description Description Описание	Killed - tués - погибших				Injured - blessés - раненых				
	Total		Of which: drivers		Total		Of which: drivers		
	Total		Dont: conducteurs		Total		Dont: conducteurs		
	Всего		Погибшие: водители		Всего		Погибшие: водители		
	2005	2008	2005	2008	2005	2008	2005	2008	
Croatia - Croatie - Хорватия									
0	Total (1+2+3+4+5+6+7+8)	597	664	334	373	21 773	22 395	12 308	13 430
01	- of which: 0 to 9 years	14	11	1 132	970	100	57
02	10 to 14 years	5	9	1	3	814	813	182	172
03	15 to 17 years	26	16	9	7	1 167	1 093	398	397
04	18 to 20 years	54	55	30	29	2 209	2 395	1 243	1 393
05	21 to 24 years	56	75	40	56	3 042	3 033	1 946	2 014
06	25 to 64 years	346	393	223	250	12 115	12 625	7 966	8 774
07	65 years and over	96	105	31	28	1 291	1 457	471	620
08	Unknown	3	9	2	3
1	Pedestrians	101	136			2 450	2 251		
11+12+13	- of which: 0 to 17 years	9	7			827	750		
14	18 to 20 years	1	3			106	122		
15	21 to 24 years	2	3			121	97		
16	25 to 64 years	42	64			918	818		
17	65 years and over	47	59			478	462		
18	Unknown	2		
2	Drivers and passengers of cycles	34	47	34	47	1 006	1 015	992	1 000
21+22+23	- of which: 0 to 17 years	2	1			286	241		
24	18 to 20 years	...	3	...	3	46	45	42	45
25	21 to 24 years	...	1	...	1	42	51	41	51
26	25 to 64 years	22	28	22	28	494	511	491	508
27	65 years and over	10	14	10	14	138	167	138	166
28	Unknown
3	Drivers and passengers of mopeds	13	27	10	23	1 295	1 519	1 129	1 336
31+32+33	- of which: 0 to 17 years	5	7			293	279		
34	18 to 20 years	1	2	...	1	208	220	176	181
35	21 to 24 years	...	4	...	3	210	218	182	191
36	25 to 64 years	4	13	4	13	542	750	501	711
37	65 years and over	3	1	3	1	42	51	41	51
38	Unknown	1	...	1
4	Drivers and passengers of motorcycles	82	100	75	90	1 587	2 062	1 327	1 756
41+42+43	- of which: 0 to 17 years	6	3			163	214		
44	18 to 20 years	13	11	12	7	200	292	155	228
45	21 to 24 years	17	23	13	20	354	350	290	297
46	25 to 64 years	46	63	46	60	864	1 190	768	1 070
47	65 years and over	5	16	5	16
48	Unknown	1	...	1	...
5	Drivers and passengers of passenger cars	324	303	186	190	14 067	14 243	8 131	8 614
51+52+53	- of which: 0 to 17 years	21	17			1 358	1 330		
54	18 to 20 years	38	34	18	16	1 576	1 643	826	1 388
55	21 to 24 years	35	43	25	31	2 179	2 186	1 341	5 934
56	25 to 64 years	200	190	129	134	8 435	8 452	5 653	336
57	65 years and over	30	19	13	8	519	627	252	2
58	Unknown	5
6	Drivers and passengers of motor coaches, buses, trolleybuses and tramcars	4	17	...	1	282	242	25	27
7	Drivers and passengers of goods road vehicles	16	20	11	12	825	805	544	542
8	Other drivers and passengers	23	14	18	10	261	258	160	155

For notes see end of table.

Voir notes à la fin du tableau.

См. примечания в конце таблицы.

3. Persons killed or injured in road traffic accidents by category of user and age group

3. Personnes tuées ou blessées dans les accidents de la circulation routière selon la catégorie d'usager de la route et le groupe d'âge

3. Число погибших или раненых в дорожно-транспортных происшествиях по категориям пользователей дорог и группам возраста

Unit : number - Unité : nombre - Единица: число

Description Description Описание	Killed - tués - погибших				Injured - blessés - раненых			
	Total		Of which: drivers		Total		Of which: drivers	
	Total		Dont: conducteurs		Total		Dont: conducteurs	
	Всего		Погибшие: водители		Всего		Погибшие: водители	
	2005	2008	2005	2008	2005	2008	2005	2008

Cyprus - Chypre - Кипр

0	Total (1+2+3+4+5+6+7+8)	102	82	2 296	1 963
01	- of which: 0 to 9 years
02	10 to 14 years
03	15 to 17 years
04	18 to 20 years
05	21 to 24 years
06	25 to 64 years
07	65 years and over
08	Unknown
1	Pedestrians	23	16	223	184
11+12+13	- of which: 0 to 17 years
14	18 to 20 years
15	21 to 24 years
16	25 to 64 years
17	65 years and over
18	Unknown
2	Drivers and passengers of cycles	1	6	39	45
21+22+23	- of which: 0 to 17 years
24	18 to 20 years
25	21 to 24 years
26	25 to 64 years
27	65 years and over
28	Unknown
3	Drivers and passengers of mopeds	10	8	279	206
31+32+33	- of which: 0 to 17 years
34	18 to 20 years
35	21 to 24 years
36	25 to 64 years
37	65 years and over
38	Unknown
4	Drivers and passengers of motorcycles	14	16	250	315
41+42+43	- of which: 0 to 17 years
44	18 to 20 years
45	21 to 24 years
46	25 to 64 years
47	65 years and over
48	Unknown
5	Drivers and passengers of passenger cars	45	26	1 251	1 016
51+52+53	- of which: 0 to 17 years
54	18 to 20 years
55	21 to 24 years
56	25 to 64 years
57	65 years and over
58	Unknown
6	Drivers and passengers of motor coaches, buses, trolleybuses and tramcars	22	4
7	Drivers and passengers of goods road vehicles	9	9	226	188
8	Other drivers and passengers	...	1	6	4

For notes see end of table.

Voir notes à la fin du tableau.

См. примечания в конце таблицы.

3. Persons killed or injured in road traffic accidents by category of user and age group

3. Personnes tuées ou blessées dans les accidents de la circulation routière selon la catégorie d'usager de la route et le groupe d'âge

3. Число погибших или раненых в дорожно-транспортных происшествиях по категориям пользователей дорог и группам возраста

Unit : number - Unité : nombre - Единица: число

Description Description Описание	Killed - tuées - погибших				Injured - blessées - раненых				
	Total		Of which: drivers		Total		Of which: drivers		
	Total		Dont: conducteurs		Total		Dont: conducteurs		
	Всего		Погибшие: водители		Всего		Погибшие: водители		
	2005	2008	2005	2008	2005	2008	2005	2008	
Czech Republic - République tchèque - Чешская Республика									
0	Total (1+2+3+4+5+6+7+8)	1 286	1 076	711	629	32 211	28 501	17 987	16 139
01	- of which: 0 to 9 years	21	10	1 369	1 175	...	81
02	10 to 14 years	20	9	...	3	1 228	888	...	194
03	15 to 17 years	31	14	...	3	1 522	1 360	...	410
04	18 to 20 years	87	83	...	48	2 958	2 743	...	1 410
05	21 to 24 years	136	110	...	68	3 771	3 193	...	1 954
06	25 to 64 years	784	646	...	428	18 871	16 672	...	11 090
07	65 years and over	202	186	...	78	2 464	2 449	...	999
08	Unknown	5	18	...	1	28	21	...	1
1	Pedestrians	298	238			4 152	3 815		
11+12+13	- of which: 0 to 17 years	18	9			...	1 028		
14	18 to 20 years	7	5			...	194		
15	21 to 24 years	14	12			...	190		
16	25 to 64 years	154	114			...	1 633		
17	65 years and over	101	84			...	758		
18	Unknown	4	14			...	12		
2	Drivers and passengers of cycles	...	93	2 630	2 931
21+22+23	- of which: 0 to 17 years	5	2			...	391		
24	18 to 20 years	2	99
25	21 to 24 years	1	1	131
26	25 to 64 years	81	53	1 888
27	65 years and over	26	36	422
28	Unknown	...	1
3	Drivers and passengers of mopeds	...	2	136
31+32+33	- of which: 0 to 17 years	0	0			...	335		
34	18 to 20 years	6
35	21 to 24 years	3
36	25 to 64 years	5	2	85
37	65 years and over	3	28
38	Unknown
4	Drivers and passengers of motorcycles	124	121	2 639	2 482
41+42+43	- of which: 0 to 17 years	7	4				
44	18 to 20 years	9	8	275
45	21 to 24 years	18	16	316
46	25 to 64 years	78	87	1 516
47	65 years and over	4	5	40
48	Unknown	...	1
5	Drivers and passengers of passenger cars	...	573	19 487	16 939
51+52+53	- of which: 0 to 17 years	42	18			...	1 501		
54	18 to 20 years	66	69	2 057
55	21 to 24 years	95	75	2 377
56	25 to 64 years	409	350	10 041
57	65 years and over	66	60	955
58	Unknown	1	1	8
6	Drivers and passengers of motor coaches, buses, trolleybuses and tramcars	552
7	Drivers and passengers of goods road vehicles	...	45	1 405
8	Other drivers and passengers	70	4	2 217	241

For notes see end of table.

Voir notes à la fin du tableau.

См. примечания в конце таблицы.

3. Persons killed or injured in road traffic accidents by category of user and age group

3. Personnes tuées ou blessées dans les accidents de la circulation routière selon la catégorie d'usager de la route et le groupe d'âge

3. Число погибших или раненых в дорожно-транспортных происшествиях по категориям пользователей дорог и группам возраста

Unit : number - Unité : nombre - Единица: число

Description Description Описание	Killed - tués - погибших				Injured - blessés - раненых			
	Total		Of which: drivers		Total		Of which: drivers	
	Total		Dont: conducteurs		Total		Dont: conducteurs	
	Всего		Погибшие: водители		Всего		Погибшие: водители	
	2005	2008	2005	2008	2005	2008	2005	2008

Denmark - Danemark - Дания

0	Total (1+2+3+4+5+6+7+8)	331	406	233	288	6 588	5 923	4 679	4 194
01	- of which: 0 to 9 years	7	12	242	129	...	16
02	10 to 14 years	6	7	...	3	266	231	...	100
03	15 to 17 years	20	14	...	9	28 532	618	...	377
04	18 to 20 years	28	36	...	22	734	699	...	456
05	21 to 24 years	24	33	...	23	612	598	...	424
06	25 to 64 years	176	207	...	171	3 553	3 078	...	2 468
07	65 years and over	70	97	...	60	40 781	564	...	350
08	Unknown	676	6	...	3
1	Pedestrians	44	58			566	497		
11+12+13	- of which: 0 to 17 years	4	7			...	109		
14	18 to 20 years	3	5			...	41		
15	21 to 24 years	2	2			...	26		
16	25 to 64 years	17	21			...	202		
17	65 years and over	18	23			...	119		
18	Unknown		
2	Drivers and passengers of cycles	...	54	1 004
21+22+23	- of which: 0 to 17 years	4	3			...	164		
24	18 to 20 years	3	44
25	21 to 24 years	2	4	79
26	25 to 64 years	21	27	586
27	65 years and over	11	20	131
28	Unknown
3	Drivers and passengers of mopeds	...	30	936
31+32+33	- of which: 0 to 17 years	10	6			...	12		
34	18 to 20 years	1	1	79
35	21 to 24 years	1	2	54
36	25 to 64 years	12	16	411
37	65 years and over	5	5	31
38	Unknown
4	Drivers and passengers of motorcycles	...	40	319
41+42+43	- of which: 0 to 17 years	0	0				
44	18 to 20 years	...	2	20
45	21 to 24 years	3	5	38
46	25 to 64 years	12	32	243
47	65 years and over	1	1	6
48	Unknown
5	Drivers and passengers of passenger cars	...	196	2 820
51+52+53	- of which: 0 to 17 years	14	14			...	303		
54	18 to 20 years	19	28	480
55	21 to 24 years	14	17	373
56	25 to 64 years	89	92	1 409
57	65 years and over	33	45	255
58	Unknown
6	Drivers and passengers of motor coaches, buses, trolleybuses and tramcars	47
7	Drivers and passengers of goods road vehicles	...	23	234
8	Other drivers and passengers	...	5	66

For notes see end of table.

Voir notes à la fin du tableau.

См. примечания в конце таблицы.

3. Persons killed or injured in road traffic accidents by category of user and age group

3. Personnes tuées ou blessées dans les accidents de la circulation routière selon la catégorie d'utilisateur de la route et le groupe d'âge

3. Число погибших или раненых в дорожно-транспортных происшествиях по категориям пользователей дорог и группам возраста

Unit : number - Unité : nombre - Единица: число

Description Description Описание	Killed - tués - погибших				Injured - blessés - раненых			
	Total		Of which: drivers		Total		Of which: drivers	
	Total		Dont: conducteurs		Total		Dont: conducteurs	
	Всего		Погибшие: водители		Всего		Погибшие: водители	
	2005	2008	2005	2008	2005	2008	2005	2008

Estonia - Estonie - Эстония

0	Total (1+2+3+4+5+6+7+8)	170	132	82	60	3 023	2 398	1 267	1 147
01	- of which: 0 to 9 years	7	2	147	103	...	14
02	10 to 14 years	5	1	154	110	...	29
03	15 to 17 years	5	4	...	1	219	154	...	54
04	18 to 20 years	9	12	...	7	320	263	...	119
05	21 to 24 years	17	16	...	8	399	310	...	147
06	25 to 64 years	105	68	...	34	1 526	1 248	...	729
07	65 years and over	21	29	...	10	255	208	...	55
08	Unknown	1	3	2
1	Pedestrians	50	41			692	468		
11+12+13	- of which: 0 to 17 years	6	1			...	112		
14	18 to 20 years	2	1			...	31		
15	21 to 24 years	3	2			...	47		
16	25 to 64 years	27	20				
17	65 years and over	11	17			...	83		
18	Unknown	1		
2	Drivers and passengers of cycles	...	9	...	193	...	139
21+22+23	- of which: 0 to 17 years	3	0			...	37		
24	18 to 20 years	8
25	21 to 24 years	8
26	25 to 64 years	1	5	62
27	65 years and over	3	4	24
28	Unknown
3	Drivers and passengers of mopeds	...	6	124
31+32+33	- of which: 0 to 17 years	1	0			...	16		
34	18 to 20 years	21
35	21 to 24 years	...	3	11
36	25 to 64 years	...	2	42
37	65 years and over	1	1	1
38	Unknown
4	Drivers and passengers of motorcycles	...	1	100
41+42+43	- of which: 0 to 17 years	0	0				
44	18 to 20 years	1	1	7
45	21 to 24 years	15
46	25 to 64 years	4	62
47	65 years and over
48	Unknown
5	Drivers and passengers of passenger cars	...	69	1 360
51+52+53	- of which: 0 to 17 years	6	5			...	135		
54	18 to 20 years	6	10	188
55	21 to 24 years	14	11	213
56	25 to 64 years	58	37	760
57	65 years and over	4	6	64
58	Unknown
6	Drivers and passengers of motor coaches, buses, trolleybuses and tramcars	73
7	Drivers and passengers of goods road vehicles	...	3	95
8	Other drivers and passengers	...	3	39

For notes see end of table.

Voir notes à la fin du tableau.

См. примечания в конце таблицы.

3. Persons killed or injured in road traffic accidents by category of user and age group

3. Personnes tuées ou blessées dans les accidents de la circulation routière selon la catégorie d'utilisateur de la route et le groupe d'âge

3. Число погибших или раненых в дорожно-транспортных происшествиях по категориям пользователей дорог и группам возраста

Unit : number - Unité : nombre - Единица: число

Description Description Описание	Killed - tués - погибших				Injured - blessés - раненых			
	Total		Of which: drivers		Total		Of which: drivers	
	Total		Dont: conducteurs		Total		Dont: conducteurs	
	Всего		Погибшие: водители		Всего		Погибшие: водители	
	2005	2008	2005	2008	2005	2008	2005	2008

Finland - Finlande - Финляндия

0	Total (1+2+3+4+5+6+7+8)	379	344	260	228	8 983	8 513	5 848	5 852
01	- of which: 0 to 9 years	16	5	282	210	...	50
02	10 to 14 years	5	3	403	383	...	176
03	15 to 17 years	16	26	...	13	1 100	1 373	...	992
04	18 to 20 years	29	30	...	21	1 016	911	...	607
05	21 to 24 years	24	20	...	17	870	738	...	504
06	25 to 64 years	198	167	...	120	4 373	4 089	...	3 035
07	65 years and over	91	93	...	57	939	807	...	488
08	Unknown	2
1	Pedestrians	45	53			647	595		
11+12+13	- of which: 0 to 17 years	7	4			...	117		
14	18 to 20 years	30		
15	21 to 24 years	2	35		
16	25 to 64 years	16	21			...	272		
17	65 years and over	20	28			...	139		
18	Unknown	2		
2	Drivers and passengers of cycles	...	18			1 092	1 003		
21+22+23	- of which: 0 to 17 years	8	2			...	254		
24	18 to 20 years	1	49		
25	21 to 24 years	57		
26	25 to 64 years	8	5			...	484		
27	65 years and over	26	11			...	159		
28	Unknown		
3	Drivers and passengers of mopeds	43	13			...	1 005		
31+32+33	- of which: 0 to 17 years	3	6			...	214		
34	18 to 20 years	19		
35	21 to 24 years	8		
36	25 to 64 years	...	4			...	77		
37	65 years and over	1	3			...	10		
38	Unknown		
4	Drivers and passengers of motorcycles	34	36			1 288	670		
41+42+43	- of which: 0 to 17 years	3	5				
44	18 to 20 years	2	4			...	29		
45	21 to 24 years	2	3			...	62		
46	25 to 64 years	25	24			...	361		
47	65 years and over	4		
48	Unknown		
5	Drivers and passengers of passenger cars	...	202			5 237	4 486		
51+52+53	- of which: 0 to 17 years	16	17			...	421		
54	18 to 20 years	25	25			...	722		
55	21 to 24 years	19	16			...	500		
56	25 to 64 years	132	94			...	2 406		
57	65 years and over	39	50			...	437		
58	Unknown		
6	Drivers and passengers of motor coaches, buses, trolleybuses and tramcars	107		
7	Drivers and passengers of goods road vehicles	...	14			...	503		
8	Other drivers and passengers	26	8			762	144		

For notes see end of table.

Voir notes à la fin du tableau.

См. примечания в конце таблицы.

3. Persons killed or injured in road traffic accidents by category of user and age group

3. Personnes tuées ou blessées dans les accidents de la circulation routière selon la catégorie d'usager de la route et le groupe d'âge

3. Число погибших или раненых в дорожно-транспортных происшествиях по категориям пользователей дорог и группам возраста

Unit : number - Unité : nombre - Единица: число

Description Description Описание	Killed - tuées - погибших				Injured - blessés - раненых			
	Total		Of which: drivers		Total		Of which: drivers	
	Total		Dont: conducteurs		Total		Dont: conducteurs	
	Всего		Погибшие: водители		Всего		Погибшие: водители	
	2005	2008	2005	2008	2005	2008	2005	2008

France - France - Франция

0	Total (1+2+3+4+5+6+7+8)	5 318	4 275	3 699	2 977	108 429	93 783	71 038	62 316
01	- of which: 0 to 9 years	74	64	...	7	3 890	3 282	...	148
02	10 to 14 years	56	50	...	12	3 604	3 136	...	640
03	15 to 17 years	218	136	...	76	8 183	6 588	...	4 007
04	18 to 20 years	510	394	...	246	11 204	9 640	...	6 317
05	21 to 24 years	696	562	...	438	13 242	11 554	...	8 431
06	25 to 64 years	2 730	2 246	...	1 774	58 617	51 750	...	39 292
07	65 years and over	1 014	817	...	423	8 922	7 774	...	3 460
08	Unknown	20	6	...	1	414	59	...	21
1	Pedestrians	635	548			13 609	12 761		
11+12+13	- of which: 0 to 17 years	48	47			...	3 457		
14	18 to 20 years	20	18			...	668		
15	21 to 24 years	33	16			...	685		
16	25 to 64 years	208	199			...	5 041		
17	65 years and over	325	266			...	2 893		
18	Unknown	1	2			...	17		
2	Drivers and passengers of cycles	180	148			4 587	4 400		
21+22+23	- of which: 0 to 17 years	24	20			...	937		
24	18 to 20 years	8	8			...	245		
25	21 to 24 years	5	6			...	304		
26	25 to 64 years	74	63			...	2 453		
27	65 years and over	69	51			...	460		
28	Unknown	1		
3	Drivers and passengers of mopeds	...	291			...	14 690		
31+32+33	- of which: 0 to 17 years	102	61			...	554		
34	18 to 20 years	94	61			...	3 787		
35	21 to 24 years	32	41			...	2 246		
36	25 to 64 years	111	117			...	4 147		
37	65 years and over	17	11			...	142		
38	Unknown	5		
4	Drivers and passengers of motorcycles	1 237	817			32 130	16 865		
41+42+43	- of which: 0 to 17 years	22	14				
44	18 to 20 years	56	41			...	855		
45	21 to 24 years	157	138			...	2 269		
46	25 to 64 years	638	606			...	13 000		
47	65 years and over	19	18			...	183		
48	Unknown	4		
5	Drivers and passengers of passenger cars	984	2 205			53 776	40 339		
51+52+53	- of which: 0 to 17 years	145	95			...	3 272		
54	18 to 20 years	325	251			...	3 797		
55	21 to 24 years	456	343			...	5 542		
56	25 to 64 years	1 556	1 070			...	23 872		
57	65 years and over	566	442			...	3 831		
58	Unknown	17	4			...	25		
6	Drivers and passengers of motor coaches, buses, trolleybuses and tramcars	...	20			...	791		
7	Drivers and passengers of goods road vehicles	...	180			...	3 114		
8	Other drivers and passengers	201	66			3 974	823		

For notes see end of table.

Voir notes à la fin du tableau.

См. примечания в конце таблицы.

3. Persons killed or injured in road traffic accidents by category of user and age group

3. Personnes tuées ou blessées dans les accidents de la circulation routière selon la catégorie d'utilisateur de la route et le groupe d'âge

3. Число погибших или раненых в дорожно-транспортных происшествиях по категориям пользователей дорог и группам возраста

Unit : number - Unité : nombre - Единица: число

Description Description Описание	Killed - tués - погибших				Injured - blessés - раненых			
	Total		Of which: drivers		Total		Of which: drivers	
	Total		Dont: conducteurs		Total		Dont: conducteurs	
	Всего		Погибшие: водители		Всего		Погибшие: водители	
	2005	2008	2005	2008	2005	2008	2005	2008

Georgia - Géorgie - Грузия

0	Total (1+2+3+4+5+6+7+8)	581	867	5 546	9 063
01	- of which: 0 to 9 years	27	35	426	644
02	10 to 14 years
03	15 to 17 years
04	18 to 20 years	91	144	1 221	2 021
05	21 to 24 years	143	237	1 346	2 773
06	25 to 64 years	168	186	1 433	1 798
07	65 years and over	73	73	503	737
08	Unknown
1	Pedestrians
11+12+13	- of which: 0 to 17 years	3	127
14	18 to 20 years	11	25	185	309
15	21 to 24 years	18	45	232	365
16	25 to 64 years	19	66	244	393
17	65 years and over	26	106	156	327
18	Unknown
2	Drivers and passengers of cycles
21+22+23	- of which: 0 to 17 years
24	18 to 20 years
25	21 to 24 years
26	25 to 64 years
27	65 years and over
28	Unknown
3	Drivers and passengers of mopeds
31+32+33	- of which: 0 to 17 years
34	18 to 20 years
35	21 to 24 years
36	25 to 64 years
37	65 years and over
38	Unknown
4	Drivers and passengers of motorcycles
41+42+43	- of which: 0 to 17 years
44	18 to 20 years
45	21 to 24 years
46	25 to 64 years
47	65 years and over
48	Unknown
5	Drivers and passengers of passenger cars
51+52+53	- of which: 0 to 17 years
54	18 to 20 years
55	21 to 24 years
56	25 to 64 years
57	65 years and over
58	Unknown
6	Drivers and passengers of motor coaches, buses, trolleybuses and tramcars
7	Drivers and passengers of goods road vehicles
8	Other drivers and passengers

For notes see end of table.

Voir notes à la fin du tableau.

См. примечания в конце таблицы.

3. Persons killed or injured in road traffic accidents by category of user and age group

3. Personnes tuées ou blessées dans les accidents de la circulation routière selon la catégorie d'usager de la route et le groupe d'âge

3. Число погибших или раненых в дорожно-транспортных происшествиях по категориям пользователей дорог и группам возраста

Unit : number - Unité : nombre - Единица: число

Description Description Описание	Killed - tuées - погибших				Injured - blessées - раненых			
	Total		Of which: drivers		Total		Of which: drivers	
	Total		Dont: conducteurs		Total		Dont: conducteurs	
	Всего		Погибшие: водители		Всего		Погибшие: водители	
	2005	2008	2005	2008	2005	2008	2005	2008

Germany - Allemagne - Германия

0	Total (1+2+3+4+5+6+7+8)	5 361	4 477	3 853	3 119	433 430	409 047	309 195	297 306
01	- of which: 0 to 9 years	159	54	...	7	36 795	14 600	...	2 760
02	10 to 14 years	...	48	...	16	...	16 946	...	8 644
03	15 to 17 years	224	174	...	82	28 532	23 994	...	14 621
04	18 to 20 years	1 076	436	...	297	86 521	41 690	...	30 213
05	21 to 24 years	...	451	...	349	...	38 865	...	29 355
06	25 to 64 years	2 734	2 242	...	1 762	240 133	228 609	...	183 226
07	65 years and over	1 162	1 064	...	602	40 781	43 429	...	27 923
08	Unknown	6	8	...	4	676	914	...	564
1	Pedestrians	686	653			33 916	32 770		
11+12+13	- of which: 0 to 17 years	60	47			...	9 690		
14	18 to 20 years	20	31			...	1 788		
15	21 to 24 years	27	21			...	1 738		
16	25 to 64 years	242	227			...	12 590		
17	65 years and over	336	324			...	6 795		
18	Unknown	1	3			...	169		
2	Drivers and passengers of cycles	575	456			77 859	78 967		
21+22+23	- of which: 0 to 17 years	63	41			...	16 810		
24	18 to 20 years	11	7			...	3 706		
25	21 to 24 years	11	11			...	4 467		
26	25 to 64 years	208	179			...	41 351		
27	65 years and over	282	218			...	12 323		
28	Unknown	310		
3	Drivers and passengers of mopeds	107	110			17 757	22 099		
31+32+33	- of which: 0 to 17 years	27	16			...	3 597		
34	18 to 20 years	4	8			...	2 656		
35	21 to 24 years	5	4			...	1 584		
36	25 to 64 years	45	50			...	9 876		
37	65 years and over	26	32			...	1 195		
38	Unknown	28		
4	Drivers and passengers of motorcycles	875	656			34 828	29 984		
41+42+43	- of which: 0 to 17 years	51	44				
44	18 to 20 years	53	33			...	2 739		
45	21 to 24 years	111	96			...	2 626		
46	25 to 64 years	638	455			...	19 858		
47	65 years and over	21	28			...	1 133		
48	Unknown	1	31		
5	Drivers and passengers of passenger cars	...	2 368			247 281	224 755		
51+52+53	- of which: 0 to 17 years	173	124			...	16 797		
54	18 to 20 years	411	350			...	29 789		
55	21 to 24 years	403	303			...	26 984		
56	25 to 64 years	1 371	1 150			...	131 200		
57	65 years and over	471	436			...	19 684		
58	Unknown	4	5			...	301		
6	Drivers and passengers of motor coaches, buses, trolleybuses and tramcars	9	10			5 232	4 692		
7	Drivers and passengers of goods road vehicles	213	180			12 106	10 969		
8	Other drivers and passengers	63	44			4 464	4 811		

For notes see end of table.

Voir notes à la fin du tableau.

См. примечания в конце таблицы.

3. Persons killed or injured in road traffic accidents by category of user and age group

3. Personnes tuées ou blessées dans les accidents de la circulation routière selon la catégorie d'usager de la route et le groupe d'âge

3. Число погибших или раненых в дорожно-транспортных происшествиях по категориям пользователей дорог и группам возраста

Unit : number - Unité : nombre - Единица: число

Description Description Описание	Killed - tuées - погибших				Injured - blessées - раненых				
	Total		Of which: drivers		Total		Of which: drivers		
	Total		Dont: conducteurs		Total		Dont: conducteurs		
	Всего		Погибшие: водители		Всего		Погибшие: водители		
	2005	2008	2005	2008	2005	2008	2005	2008	
Greece - Grèce - Греция									
0	Total (1+2+3+4+5+6+7+8)	1 658	1 553	1 053	1 020	22 048	19 010	13 706	11 991
01	- of which: 0 to 9 years	23	24	487	439	...	17
02	10 to 14 years	21	11	...	4	401	357	...	57
03	15 to 17 years	38	41	...	28	715	588	...	270
04	18 to 20 years	113	87	...	55	1 651	1 372	...	817
05	21 to 24 years	213	159	...	131	2 949	2 119	...	1 449
06	25 to 64 years	906	879	...	662	13 177	11 724	...	8 499
07	65 years and over	322	329	...	132	2 214	2 022	...	646
08	Unknown	22	23	...	8	454	389	...	236
1	Pedestrians	234	248			2 786	2 643		
11+12+13	- of which: 0 to 17 years	14	13			...	329		
14	18 to 20 years	2	1			...	75		
15	21 to 24 years	6	2			...	113		
16	25 to 64 years	74	76			...	1 095		
17	65 years and over	126	142			...	942		
18	Unknown	12	14			...	89		
2	Drivers and passengers of cycles	...	22	194
21+22+23	- of which: 0 to 17 years	6	3			...	73		
24	18 to 20 years	2	12
25	21 to 24 years	8
26	25 to 64 years	6	14	79
27	65 years and over	4	5	19
28	Unknown	3
3	Drivers and passengers of mopeds	...	41	510
31+32+33	- of which: 0 to 17 years	4	4			...	335		
34	18 to 20 years	5	4	54
35	21 to 24 years	4	4	40
36	25 to 64 years	29	21	287
37	65 years and over	16	8	35
38	Unknown	18
4	Drivers and passengers of motorcycles	...	394	7 262
41+42+43	- of which: 0 to 17 years	19	24				
44	18 to 20 years	37	33	652
45	21 to 24 years	87	60	1 027
46	25 to 64 years	234	261	5 017
47	65 years and over	18	15	119
48	Unknown	4	1	112
5	Drivers and passengers of passenger cars	...	708	7 428
51+52+53	- of which: 0 to 17 years	34	28			...	509		
54	18 to 20 years	59	45	555
55	21 to 24 years	105	89	873
56	25 to 64 years	496	424	4 633
57	65 years and over	117	114	705
58	Unknown	5	8	153
6	Drivers and passengers of motor coaches, buses, trolleybuses and tramcars	...	4	178
7	Drivers and passengers of goods road vehicles	...	79	632
8	Other drivers and passengers	...	57	163

For notes see end of table.

Voir notes à la fin du tableau.

См. примечания в конце таблицы.

3. Persons killed or injured in road traffic accidents by category of user and age group

3. Personnes tuées ou blessées dans les accidents de la circulation routière selon la catégorie d'usager de la route et le groupe d'âge

3. Число погибших или раненых в дорожно-транспортных происшествиях по категориям пользователей дорог и группам возраста

Unit : number - Unité : nombre - Единица: число

Description Description Описание	Killed - tuées - погибших				Injured - blessés - раненых			
	Total		Of which: drivers		Total		Of which: drivers	
	Total		Dont: conducteurs		Total		Dont: conducteurs	
	Всего		Погибшие: водители		Всего		Погибшие: водители	
	2005	2008	2005	2008	2005	2008	2005	2008

Hungary - Hongrie - Венгрия

0	Total (1+2+3+4+5+6+7+8)	1 278	996	697	542	27 505	25 369	14 672	14 007
01	- of which: 0 to 9 years	23	13	1 203	1 049	...	100
02	10 to 14 years	11	11	1 273	1 035	...	309
03	15 to 17 years	26	32	...	12	1 250	1 210	...	468
04	18 to 20 years	60	37	...	14	1 904	1 693	...	796
05	21 to 24 years	99	66	...	44	2 954	2 440	...	1 378
06	25 to 64 years	843	644	...	397	16 522	15 514	...	9 830
07	65 years and over	206	179	...	70	2 357	2 393	...	1 116
08	Unknown	10	14	...	5	42	35	...	10
1	Pedestrians	289	251			3 698	3 349		
11+12+13	- of which: 0 to 17 years	9	16			...	708		
14	18 to 20 years	5	4			...	158		
15	21 to 24 years	12	7			...	179		
16	25 to 64 years	166	124			...	1 573		
17	65 years and over	90	92			...	721		
18	Unknown	7	8			...	10		
2	Drivers and passengers of cycles	...	109	2 980
21+22+23	- of which: 0 to 17 years	5	0			...	529		
24	18 to 20 years	2	100
25	21 to 24 years	2	2	116
26	25 to 64 years	94	67	1 704
27	65 years and over	47	36	526
28	Unknown	2	4	5
3	Drivers and passengers of mopeds	...	26	1 437
31+32+33	- of which: 0 to 17 years	2	6			...	89		
34	18 to 20 years	2	118
35	21 to 24 years	3	4	142
36	25 to 64 years	24	11	826
37	65 years and over	9	5	107
38	Unknown	1
4	Drivers and passengers of motorcycles	...	91	1 659
41+42+43	- of which: 0 to 17 years	2	5				
44	18 to 20 years	9	2	129
45	21 to 24 years	14	12	209
46	25 to 64 years	74	70	1 210
47	65 years and over	1	2	21
48	Unknown	1
5	Drivers and passengers of passenger cars	...	448	13 936
51+52+53	- of which: 0 to 17 years	39	27			...	1 548		
54	18 to 20 years	40	28	1 103
55	21 to 24 years	65	40	1 621
56	25 to 64 years	424	311	8 805
57	65 years and over	51	40	843
58	Unknown	1	2	16
6	Drivers and passengers of motor coaches, buses, trolleybuses and tramcars	...	3	538
7	Drivers and passengers of goods road vehicles	...	50	1 174
8	Other drivers and passengers	...	18	296

For notes see end of table.

Voir notes à la fin du tableau.

См. примечания в конце таблицы.

3. Persons killed or injured in road traffic accidents by category of user and age group

3. Personnes tuées ou blessées dans les accidents de la circulation routière selon la catégorie d'utilisateur de la route et le groupe d'âge

3. Число погибших или раненых в дорожно-транспортных происшествиях по категориям пользователей дорог и группам возраста

Unit : number - Unité : nombre - Единица: число

Description Description Описание	Killed - tués - погибших				Injured - blessés - раненых			
	Total		Of which: drivers		Total		Of which: drivers	
	Total		Dont: conducteurs		Total		Dont: conducteurs	
	Всего		Погибшие: водители		Всего		Погибшие: водители	
	2005	2008	2005	2008	2005	2008	2005	2008

Iceland - Islande - Исландия

0	Total (1+2+3+4+5+6+7+8)	19	12	14	10	1 013	1 571	604	964
01	- of which: 0 to 9 years	63	...	15
02	10 to 14 years	63	...	22
03	15 to 17 years	150	223	...	108
04	18 to 20 years	...	2	218	...	126
05	21 to 24 years	...	1	...	1	...	157	...	98
06	25 to 64 years	...	5	...	5	...	750	...	534
07	65 years and over	2	4	...	4	81	97	...	61
08	Unknown	3
1	Pedestrians	1	76	115
11+12+13	- of which: 0 to 17 years	40
14	18 to 20 years	12
15	21 to 24 years	6
16	25 to 64 years
17	65 years and over	10
18	Unknown
2	Drivers and passengers of cycles	25	56
21+22+23	- of which: 0 to 17 years	37
24	18 to 20 years	1
25	21 to 24 years
26	25 to 64 years	18
27	65 years and over
28	Unknown
3	Drivers and passengers of mopeds	12
31+32+33	- of which: 0 to 17 years	8
34	18 to 20 years	3
35	21 to 24 years
36	25 to 64 years	1
37	65 years and over
38	Unknown
4	Drivers and passengers of motorcycles	1	1	44	100
41+42+43	- of which: 0 to 17 years	6
44	18 to 20 years	6
45	21 to 24 years	...	1	14
46	25 to 64 years	73
47	65 years and over	1
48	Unknown
5	Drivers and passengers of passenger cars	4	10	790	1 153
51+52+53	- of which: 0 to 17 years	247
54	18 to 20 years	...	2	182
55	21 to 24 years	124
56	25 to 64 years	...	5	516
57	65 years and over	...	3	84
58	Unknown
6	Drivers and passengers of motor coaches, buses, trolleybuses and tramcars	20
7	Drivers and passengers of goods road vehicles	...	1	100
8	Other drivers and passengers	2	78	15

For notes see end of table.

Voir notes à la fin du tableau.

См. примечания в конце таблицы.

3. Persons killed or injured in road traffic accidents by category of user and age group

3. Personnes tuées ou blessées dans les accidents de la circulation routière selon la catégorie d'utilisateur de la route et le groupe d'âge

3. Число погибших или раненых в дорожно-транспортных происшествиях по категориям пользователей дорог и группам возраста

Unit : number - Unité : nombre - Единица: число

Description Description Описание	Killed - tuées - погибших				Injured - blessés - раненых			
	Total		Of which: drivers		Total		Of which: drivers	
	Total		Dont: conducteurs		Total		Dont: conducteurs	
	Всего		Погибшие: водители		Всего		Погибшие: водители	
	2005	2008	2005	2008	2005	2008	2005	2008

Ireland - Irlande - Ирландия

0	Total (1+2+3+4+5+6+7+8)	400	280	233	171	9 477	9 747	5 782	5 730
01	- of which: 0 to 9 years	...	8	495	...	11
02	10 to 14 years	...	10	...	1	...	300	...	25
03	15 to 17 years	...	20	...	9	422	459	...	135
04	18 to 20 years	...	34	...	20	...	931	...	472
05	21 to 24 years	...	41	...	31	...	1 023	...	594
06	25 to 64 years	...	115	...	82	...	4 615	...	3 155
07	65 years and over	56	47	...	27	565	603	...	305
08	Unknown	13	5	...	1	1 315	1 321	...	1 033
1	Pedestrians	72	49			963	1 114		
11+12+13	- of which: 0 to 17 years	17	9			...	334		
14	18 to 20 years	5	8			...	68		
15	21 to 24 years	5	1			...	72		
16	25 to 64 years	24	19			...	437		
17	65 years and over	20	12			...	148		
18	Unknown	1	55		
2	Drivers and passengers of cycles	...	13			...	335		
21+22+23	- of which: 0 to 17 years	0	4			...	48		
24	18 to 20 years	15		
25	21 to 24 years	28		
26	25 to 64 years	6	7			...	204		
27	65 years and over	4	2			...	15		
28	Unknown	25		
3	Drivers and passengers of mopeds		
31+32+33	- of which: 0 to 17 years	23		
34	18 to 20 years		
35	21 to 24 years		
36	25 to 64 years		
37	65 years and over		
38	Unknown		
4	Drivers and passengers of motorcycles	...	29			...	493		
41+42+43	- of which: 0 to 17 years	1	1				
44	18 to 20 years	4	3			...	20		
45	21 to 24 years	10	7			...	52		
46	25 to 64 years	40	18			...	300		
47	65 years and over	5		
48	Unknown	1	93		
5	Drivers and passengers of passenger cars	...	160			...	6 847		
51+52+53	- of which: 0 to 17 years	12	21			...	806		
54	18 to 20 years	39	21			...	759		
55	21 to 24 years	37	31			...	800		
56	25 to 64 years	98	57			...	3 177		
57	65 years and over	32	27			...	405		
58	Unknown	4	3			...	900		
6	Drivers and passengers of motor coaches, buses, trolleybuses and tramcars	90		
7	Drivers and passengers of goods road vehicles	...	19			...	561		
8	Other drivers and passengers	...	10			...	307		

For notes see end of table.

Voir notes à la fin du tableau.

См. примечания в конце таблицы.

3. Persons killed or injured in road traffic accidents by category of user and age group

3. Personnes tuées ou blessées dans les accidents de la circulation routière selon la catégorie d'utilisateur de la route et le groupe d'âge

3. Число погибших или раненых в дорожно-транспортных происшествиях по категориям пользователей дорог и группам возраста

Unit : number - Unité : nombre - Единица: число

Description Description Описание	Killed - tués - погибших				Injured - blessés - раненых			
	Total		Of which: drivers		Total		Of which: drivers	
	Total		Dont: conducteurs		Total		Dont: conducteurs	
	Всего		Погибшие: водители		Всего		Погибшие: водители	
	2005	2008	2005	2008	2005	2008	2005	2008

Israel - Israël - Израиль

0	Total (1+2+3+4+5+6+7+8)	437	412	194	...	35 036	31 399	18 612	...
01	- of which: 0 to 9 years	23	2 496	...	41	...
02	10 to 14 years	12	...	2	...	1 225	...	77	...
03	15 to 17 years	20	...	8	...	1 387	...	285	...
04	18 to 20 years	38	...	17	...	4 129	...	1 960	...
05	21 to 24 years	42	...	23	...	4 740	...	2 781	...
06	25 to 64 years	230	...	124	...	19 108	...	12 711	...
07	65 years and over	83	...	20	...	1 822	...	684	...
08	Unknown	118	...	73	...
1	Pedestrians	130	134			2 909	3 183		
11+12+13	- of which: 0 to 17 years	25	...			877	...		
14	18 to 20 years	2	...			109	...		
15	21 to 24 years	5	...			139	...		
16	25 to 64 years	54	...			1 108	...		
17	65 years and over	48	...			629	...		
18	Unknown			43	...		
2	Drivers and passengers of cycles	21	13	21	...	345	440	329	...
21+22+23	- of which: 0 to 17 years	5	...			156	...		
24	18 to 20 years	1	...	1	...	12	...	11	...
25	21 to 24 years	19	...	19	...
26	25 to 64 years	11	...	11	...	123	...	120	...
27	65 years and over	4	...	4	...	33	...	31	...
28	Unknown	2	...	2	...
3	Drivers and passengers of mopeds	...	2	2	...	970	642	896	...
31+32+33	- of which: 0 to 17 years	2	...			125	...		
34	18 to 20 years	150	...	135	...
35	21 to 24 years	212	...	191	...
36	25 to 64 years	471	...	444	...
37	65 years and over	9	...	8	...
38	Unknown	2	...	2	...
4	Drivers and passengers of motorcycles	38	44	33	...	1 488	2 633	1 362	...
41+42+43	- of which: 0 to 17 years	0	...			19	...		
44	18 to 20 years	3	...	2	...	134	...	112	...
45	21 to 24 years	6	...	6	...	396	...	353	...
46	25 to 64 years	29	...	25	...	917	...	872	...
47	65 years and over	15	...	15	...
48	Unknown	7	...	7	...
5	Drivers and passengers of passenger cars	186	137	109	...	23 552	...	13 389	...
51+52+53	- of which: 0 to 17 years	17	...			3 112	...		
54	18 to 20 years	25	...	12	...	3 092	...	1 519	...
55	21 to 24 years	25	...	15	...	3 309	...	1 927	...
56	25 to 64 years	103	...	68	...	13 037	...	9 229	...
57	65 years and over	22	...	12	...	973	...	584	...
58	Unknown	29	...	27	...
6	Drivers and passengers of motor coaches, buses, trolleybuses and tramcars	3	32	1 245	...	219	...
7	Drivers and passengers of goods road vehicles	47	45	25	...	4 208	...	2 315	...
8	Other drivers and passengers	11	5	4	...	313	...	102	...

For notes see end of table.

Voir notes à la fin du tableau.

См. примечания в конце таблицы.

3. Persons killed or injured in road traffic accidents by category of user and age group

3. Personnes tuées ou blessées dans les accidents de la circulation routière selon la catégorie d'utilisateur de la route et le groupe d'âge

3. Число погибших или раненых в дорожно-транспортных происшествиях по категориям пользователей дорог и группам возраста

Unit : number - Unité : nombre - Единица: число

Description Description Описание	Killed - tuées - погибших				Injured - blessées - раненых			
	Total		Of which: drivers		Total		Of which: drivers	
	Total		Dont: conducteurs		Total		Dont: conducteurs	
	Всего		Погибшие: водители		Всего		Погибшие: водители	
	2005	2008	2005	2008	2005	2008	2005	2008

Italy - Italie - Италия

0	Total (1+2+3+4+5+6+7+8)	5 818	4 731	3 880	3 297	334 858	310 739	235 531	214 267
01	- of which: 0 to 9 years	61	43	...	3	6 413	6 328	...	174
02	10 to 14 years	70	43	...	18	6 727	6 095	...	1 766
03	15 to 17 years	211	163	...	96	17 266	15 890	...	10 397
04	18 to 20 years	341	286	...	173	25 504	24 087	...	16 113
05	21 to 24 years	578	351	...	278	35 432	29 189	...	21 102
06	25 to 64 years	3 067	2 598	...	2 078	204 741	186 882	...	146 304
07	65 years and over	1 199	1 100	...	606	26 623	27 756	...	16 399
08	Unknown	291	147	...	45	12 152	14 512	...	2 012
1	Pedestrians	786	648			20 375	20 640		
11+12+13	- of which: 0 to 17 years	39	23			...	2 718		
14	18 to 20 years	12	8			...	655		
15	21 to 24 years	26	5			...	829		
16	25 to 64 years	244	215			...	9 422		
17	65 years and over	425	368			...	6 215		
18	Unknown	40	29			...	801		
2	Drivers and passengers of cycles	...	288	14 533
21+22+23	- of which: 0 to 17 years	21	16			...	1 659		
24	18 to 20 years	3	6	515
25	21 to 24 years	7	4	652
26	25 to 64 years	128	132	7 869
27	65 years and over	170	126	3 672
28	Unknown	6	4	166
3	Drivers and passengers of mopeds	...	294	28 216
31+32+33	- of which: 0 to 17 years	86	78			...	2 841		
34	18 to 20 years	42	25	4 065
35	21 to 24 years	21	18	2 278
36	25 to 64 years	130	108	9 897
37	65 years and over	72	62	1 389
38	Unknown	34	3	676
4	Drivers and passengers of motorcycles	...	1 086	55 086
41+42+43	- of which: 0 to 17 years	63	43				
44	18 to 20 years	48	54	4 276
45	21 to 24 years	152	119	5 459
46	25 to 64 years	806	826	40 404
47	65 years and over	22	31	1 041
48	Unknown	29	13	1 065
5	Drivers and passengers of passenger cars	...	2 116	177 698
51+52+53	- of which: 0 to 17 years	128	81			...	10 823		
54	18 to 20 years	233	189	14 210
55	21 to 24 years	352	194	19 090
56	25 to 64 years	1 488	1 125	110 125
57	65 years and over	478	455	14 371
58	Unknown	151	72	9 079
6	Drivers and passengers of motor coaches, buses, trolleybuses and tramcars	...	11	2 092
7	Drivers and passengers of goods road vehicles	...	43	1 837
8	Other drivers and passengers	...	245	10 637

For notes see end of table.

Voir notes à la fin du tableau.

См. примечания в конце таблицы.

3. Persons killed or injured in road traffic accidents by category of user and age group

3. Personnes tuées ou blessées dans les accidents de la circulation routière selon la catégorie d'utilisateur de la route et le groupe d'âge

3. Число погибших или раненых в дорожно-транспортных происшествиях по категориям пользователей дорог и группам возраста

Unit : number - Unité : nombre - Единица: число

Description Description Описание	Killed - tués - погибших				Injured - blessés - раненых				
	Total		Of which: drivers		Total		Of which: drivers		
	Total		Dont: conducteurs		Total		Dont: conducteurs		
	Всего		Погибшие: водители		Всего		Погибшие: водители		
	2005	2008	2005	2008	2005	2008	2005	2008	
Latvia - Lettonie - Латвия									
0	Total (1+2+3+4+5+6+7+8)	442	316	163	130	5 600	5 408	2 164	2 308
01	- of which: 0 to 9 years	...	8	...	1	...	261	...	12
02	10 to 14 years	...	4	...	1	...	184	...	38
03	15 to 17 years	...	12	...	6	318	265	...	73
04	18 to 20 years	...	18	...	6	...	459	...	156
05	21 to 24 years	...	30	...	14	...	672	...	323
06	25 to 64 years	...	189	...	88	...	3 013	...	1 571
07	65 years and over	65	46	...	13	521	528	...	130
08	Unknown	29	9	...	1	26	26	...	5
1	Pedestrians	174	105			1 447	1 178		
11+12+13	- of which: 0 to 17 years	...	6			...	253		
14	18 to 20 years	70		
15	21 to 24 years	...	2			...	84		
16	25 to 64 years	...	61			...	550		
17	65 years and over	...	27			...	213		
18	Unknown	...	8			...	8		
2	Drivers and passengers of cycles	31	15	321	262
21+22+23	- of which: 0 to 17 years	...	3			...	69		
24	18 to 20 years	17		
25	21 to 24 years	24		
26	25 to 64 years	...	6			...	117		
27	65 years and over	...	5			...	35		
28	Unknown	...	1				
3	Drivers and passengers of mopeds	...	4	149
31+32+33	- of which: 0 to 17 years	...	1			...	51		
34	18 to 20 years	14		
35	21 to 24 years	...	1			...	22		
36	25 to 64 years	...	2			...	53		
37	65 years and over	8		
38	Unknown	1		
4	Drivers and passengers of motorcycles	13	6	258	196
41+42+43	- of which: 0 to 17 years	4		
44	18 to 20 years	13		
45	21 to 24 years	...	1			...	41		
46	25 to 64 years	...	5			...	136		
47	65 years and over	1		
48	Unknown	1		
5	Drivers and passengers of passenger cars	105	167	3 575	3 007
51+52+53	- of which: 0 to 17 years	...	9			...	284		
54	18 to 20 years	...	16			...	314		
55	21 to 24 years	...	23			...	442		
56	25 to 64 years	...	106			...	1 785		
57	65 years and over	...	13			...	170		
58	Unknown	12		
6	Drivers and passengers of motor coaches, buses, trolleybuses and tramcars	...	1	231
7	Drivers and passengers of goods road vehicles	...	4	144
8	Other drivers and passengers	...	14	241

For notes see end of table.

Voir notes à la fin du tableau.

См. примечания в конце таблицы.

3. Persons killed or injured in road traffic accidents by category of user and age group

3. Personnes tuées ou blessées dans les accidents de la circulation routière selon la catégorie d'usager de la route et le groupe d'âge

3. Число погибших или раненых в дорожно-транспортных происшествиях по категориям пользователей дорог и группам возраста

Unit : number - Unité : nombre - Единица: число

Description Description Описание	Killed - tués - погибших				Injured - blessés - раненых			
	Total		Of which: drivers		Total		Of which: drivers	
	Total		Dont: conducteurs		Total		Dont: conducteurs	
	Всего		Погибшие: водители		Всего		Погибшие: водители	
	2005	2008	2005	2008	2005	2008	2005	2008

Lithuania - Lituanie - Литва

0	Total (1+2+3+4+5+6+7+8)	773	499	8 474	5 818
01	- of which: 0 to 9 years
02	10 to 14 years
03	15 to 17 years
04	18 to 20 years
05	21 to 24 years
06	25 to 64 years
07	65 years and over
08	Unknown
1	Pedestrians	263	175	2 162
11+12+13	- of which: 0 to 17 years
14	18 to 20 years
15	21 to 24 years
16	25 to 64 years
17	65 years and over
18	Unknown
2	Drivers and passengers of cycles	74	35	551
21+22+23	- of which: 0 to 17 years
24	18 to 20 years
25	21 to 24 years
26	25 to 64 years
27	65 years and over
28	Unknown
3	Drivers and passengers of mopeds
31+32+33	- of which: 0 to 17 years
34	18 to 20 years
35	21 to 24 years
36	25 to 64 years
37	65 years and over
38	Unknown
4	Drivers and passengers of motorcycles	33	419
41+42+43	- of which: 0 to 17 years
44	18 to 20 years
45	21 to 24 years
46	25 to 64 years
47	65 years and over
48	Unknown
5	Drivers and passengers of passenger cars	371	237	4 922
51+52+53	- of which: 0 to 17 years
54	18 to 20 years
55	21 to 24 years
56	25 to 64 years
57	65 years and over
58	Unknown
6	Drivers and passengers of motor coaches, buses, trolleybuses and tramcars
7	Drivers and passengers of goods road vehicles
8	Other drivers and passengers	32	420

For notes see end of table.

Voir notes à la fin du tableau.

См. примечания в конце таблицы.

3. Persons killed or injured in road traffic accidents by category of user and age group

3. Personnes tuées ou blessées dans les accidents de la circulation routière selon la catégorie d'utilisateur de la route et le groupe d'âge

3. Число погибших или раненых в дорожно-транспортных происшествиях по категориям пользователей дорог и группам возраста

Unit : number - Unité : nombre - Единица: число

Description Description Описание	Killed - tuées - погибших				Injured - blessées - раненых			
	Total		Of which: drivers		Total		Of which: drivers	
	Total		Dont: conducteurs		Total		Dont: conducteurs	
	Всего		Погибшие: водители		Всего		Погибшие: водители	
	2005	2008	2005	2008	2005	2008	2005	2008

Luxembourg - Luxembourg - Люксембург

0	Total (1+2+3+4+5+6+7+8)	47	35	34	27	1 054	1 239	736	849
01	- of which: 0 to 9 years	4	37	29	...	2
02	10 to 14 years	23	29	...	7
03	15 to 17 years	1	28	28	...	8
04	18 to 20 years	4	4	...	4	76	69	...	52
05	21 to 24 years	5	4	...	4	132	129	...	113
06	25 to 64 years	25	21	...	16	621	659	...	565
07	65 years and over	8	4	...	1	47	66	...	27
08	Unknown	...	2	...	2	85	230	...	75
1	Pedestrians	2	6			118	166		
11+12+13	- of which: 0 to 17 years	1	0			...	38		
14	18 to 20 years	9		
15	21 to 24 years	8		
16	25 to 64 years	...	3			...	56		
17	65 years and over	1	3			...	33		
18	Unknown	22		
2	Drivers and passengers of cycles	41
21+22+23	- of which: 0 to 17 years	0	0			...	7		
24	18 to 20 years		
25	21 to 24 years		
26	25 to 64 years	29		
27	65 years and over	1	3		
28	Unknown	2		
3	Drivers and passengers of mopeds	22
31+32+33	- of which: 0 to 17 years	0	0			...	2		
34	18 to 20 years	3		
35	21 to 24 years	1		
36	25 to 64 years	7		
37	65 years and over		
38	Unknown	5		
4	Drivers and passengers of motorcycles	...	9	101
41+42+43	- of which: 0 to 17 years	1	0				
44	18 to 20 years	3		
45	21 to 24 years	1	11		
46	25 to 64 years	4	7			...	73		
47	65 years and over	1		
48	Unknown	...	2			...	11		
5	Drivers and passengers of passenger cars	...	20	823
51+52+53	- of which: 0 to 17 years	3	0			...	30		
54	18 to 20 years	4	4			...	53		
55	21 to 24 years	4	4			...	102		
56	25 to 64 years	21	11			...	446		
57	65 years and over	6	1			...	29		
58	Unknown	163		
6	Drivers and passengers of motor coaches, buses, trolleybuses and tramcars	18
7	Drivers and passengers of goods road vehicles	26
8	Other drivers and passengers	42

For notes see end of table.

Voir notes à la fin du tableau.

См. примечания в конце таблицы.

3. Persons killed or injured in road traffic accidents by category of user and age group

3. Personnes tuées ou blessées dans les accidents de la circulation routière selon la catégorie d'utilisateur de la route et le groupe d'âge

3. Число погибших или раненых в дорожно-транспортных происшествиях по категориям пользователей дорог и группам возраста

Unit : number - Unité : nombre - Единица: число

Description Description Описание	Killed - tués - погибших				Injured - blessés - раненых			
	Total		Of which: drivers		Total		Of which: drivers	
	Total		Dont: conducteurs		Total		Dont: conducteurs	
	Всего		Погибшие: водители		Всего		Погибшие: водители	
	2005	2008	2005	2008	2005	2008	2005	2008

Malta - Malte - Мальта

0	Total (1+2+3+4+5+6+7+8)	17	9	5	8	1 143	859	633	548
01	- of which: 0 to 9 years	1	55	13
02	10 to 14 years	2	37
03	15 to 17 years	3	45	30	...	2
04	18 to 20 years	4	102	46
05	21 to 24 years	1	2	151	68
06	25 to 64 years	3	5	618	394
07	65 years and over	3	2	...	1	90	61	...	25
08	Unknown	45	1
1	Pedestrians	6	1			190	104		
11+12+13	- of which: 0 to 17 years	3	0			...	28		
14	18 to 20 years	7		
15	21 to 24 years	2		
16	25 to 64 years	1	48		
17	65 years and over	2	1			...	19		
18	Unknown		
2	Drivers and passengers of cycles	5
21+22+23	- of which: 0 to 17 years	2		
24	18 to 20 years		
25	21 to 24 years		
26	25 to 64 years	3		
27	65 years and over	1		
28	Unknown		
3	Drivers and passengers of mopeds
31+32+33	- of which: 0 to 17 years	2	3			...	2		
34	18 to 20 years		
35	21 to 24 years		
36	25 to 64 years		
37	65 years and over	1		
38	Unknown	...	1				
4	Drivers and passengers of motorcycles	...	3	113
41+42+43	- of which: 0 to 17 years	1	0				
44	18 to 20 years	2		
45	21 to 24 years	13		
46	25 to 64 years	...	3			...	87		
47	65 years and over	9		
48	Unknown		
5	Drivers and passengers of passenger cars	6	4	566
51+52+53	- of which: 0 to 17 years	0	0			...	47		
54	18 to 20 years	69		
55	21 to 24 years	...	2			...	80		
56	25 to 64 years	3	1			...	340		
57	65 years and over	2	1			...	29		
58	Unknown	1		
6	Drivers and passengers of motor coaches, buses, trolleybuses and tramcars	19
7	Drivers and passengers of goods road vehicles	...	1	40
8	Other drivers and passengers	12

For notes see end of table.

Voir notes à la fin du tableau.

См. примечания в конце таблицы.

3. Persons killed or injured in road traffic accidents by category of user and age group

3. Personnes tuées ou blessées dans les accidents de la circulation routière selon la catégorie d'usager de la route et le groupe d'âge

3. Число погибших или раненых в дорожно-транспортных происшествиях по категориям пользователей дорог и группам возраста

Unit : number - Unité : nombre - Единица: число

Description Description Описание	Killed - tuées - погибших				Injured - blessées - раненых			
	Total		Of which: drivers		Total		Of which: drivers	
	Total		Dont: conducteurs		Total		Dont: conducteurs	
	Всего		Погибшие: водители		Всего		Погибшие: водители	
	2005	2008	2005	2008	2005	2008	2005	2008

Netherlands - Pays-Bas - Нидерланды

0	Total (1+2+3+4+5+6+7+8)	750	677	565	530	31 828	27 507	25 124	22 284
01	- of which: 0 to 9 years	13	8	...	2	928	767	...	212
02	10 to 14 years	18	15	...	11	1 581	1 310	...	973
03	15 to 17 years	33	32	...	24	3 442	3 415	...	2 842
04	18 to 20 years	64	47	...	32	2 780	2 537	...	1 988
05	21 to 24 years	58	60	...	50	2 609	2 375	...	1 926
06	25 to 64 years	376	341	...	284	16 632	14 051	...	12 022
07	65 years and over	188	174	...	127	3 050	2 907	...	2 279
08	Unknown	806	145	...	42
1	Pedestrians	83	56			1 673	1 499		
11+12+13	- of which: 0 to 17 years	8	5			...	458		
14	18 to 20 years	7	2			...	73		
15	21 to 24 years	1	3			...	73		
16	25 to 64 years	29	24			...	580		
17	65 years and over	38	22			...	308		
18	Unknown	7		
2	Drivers and passengers of cycles	...	145	7 399
21+22+23	- of which: 0 to 17 years	25	23			...	1 997		
24	18 to 20 years	5	3			...	441		
25	21 to 24 years	3	2			...	384		
26	25 to 64 years	51	48			...	3 322		
27	65 years and over	67	69			...	1 232		
28	Unknown	23		
3	Drivers and passengers of mopeds	...	51	5 656
31+32+33	- of which: 0 to 17 years	15	15			...	24		
34	18 to 20 years	8	5			...	866		
35	21 to 24 years	3	2			...	342		
36	25 to 64 years	18	17			...	1 810		
37	65 years and over	12	12			...	218		
38	Unknown	20		
4	Drivers and passengers of motorcycles	...	67	1 553
41+42+43	- of which: 0 to 17 years	1	0				
44	18 to 20 years	1	5			...	62		
45	21 to 24 years	5	5			...	185		
46	25 to 64 years	68	55			...	1 247		
47	65 years and over	2	2			...	32		
48	Unknown	3		
5	Drivers and passengers of passenger cars	...	299	9 850
51+52+53	- of which: 0 to 17 years	15	11			...	540		
54	18 to 20 years	40	32			...	1 005		
55	21 to 24 years	45	43			...	1 246		
56	25 to 64 years	178	158			...	6 015		
57	65 years and over	59	55			...	964		
58	Unknown	80		
6	Drivers and passengers of motor coaches, buses, trolleybuses and tramcars	...	3	72
7	Drivers and passengers of goods road vehicles	...	37	1 104
8	Other drivers and passengers	...	19	374

For notes see end of table.

Voir notes à la fin du tableau.

См. примечания в конце таблицы.

3. Persons killed or injured in road traffic accidents by category of user and age group

3. Personnes tuées ou blessées dans les accidents de la circulation routière selon la catégorie d'usager de la route et le groupe d'âge

3. Число погибших или раненых в дорожно-транспортных происшествиях по категориям пользователей дорог и группам возраста

Unit : number - Unité : nombre - Единица: число

Description Description Описание	Killed - tuées - погибших				Injured - blessés - раненых				
	Total		Of which: drivers		Total		Of which: drivers		
	Total		Dont: conducteurs		Total		Dont: conducteurs		
	Всего		Погибшие: водители		Всего		Погибшие: водители		
	2005	2008	2005	2008	2005	2008	2005	2008	
Norway - Norvège - Норвегия									
0	Total (1+2+3+4+5+6+7+8)	224	255	140	173	11 214	10 868	7 384	7 116
01	- of which: 0 to 9 years	4	5	438	367
02	10 to 14 years	...	4	394	383
03	15 to 17 years	16	11	1 000	875
04	18 to 20 years	21	35	1 358	1 375
05	21 to 24 years	25	26	1 076	1 009
06	25 to 64 years	116	126	5 920	5 872
07	65 years and over	42	48	984	980
08	Unknown	44	7
1	Pedestrians	32	31			863	829		
11+12+13	- of which: 0 to 17 years	3	2			258	220		
14	18 to 20 years	1	...			58	62		
15	21 to 24 years	1	3			64	55		
16	25 to 64 years	11	14			322	334		
17	65 years and over	16	12			158	158		
18	Unknown			3	...		
2	Drivers and passengers of cycles	7	10			736	662		
21+22+23	- of which: 0 to 17 years	0	1			221	177		
24	18 to 20 years	...	1			23	34		
25	21 to 24 years			37	27		
26	25 to 64 years	4	4			425	392		
27	65 years and over	3	4			25	31		
28	Unknown			5	1		
3	Drivers and passengers of mopeds	4	5			613	494		
31+32+33	- of which: 0 to 17 years	4	2			363	281		
34	18 to 20 years			58	53		
35	21 to 24 years			30	25		
36	25 to 64 years	...	3			143	125		
37	65 years and over			15	9		
38	Unknown			4	1		
4	Drivers and passengers of motorcycles	31	32			623	634		
41+42+43	- of which: 0 to 17 years	2	2			128	126		
44	18 to 20 years	4	2			26	33		
45	21 to 24 years	3	4			51	44		
46	25 to 64 years	19	24			406	426		
47	65 years and over			9	5		
48	Unknown			3	...		
5	Drivers and passengers of passenger cars	129	151			7 498	...		
51+52+53	- of which: 0 to 17 years	8	12			757	745		
54	18 to 20 years	13	30			1 129	1 114		
55	21 to 24 years	20	15			801	769		
56	25 to 64 years	67	65			3 944	3 964		
57	65 years and over	21	29			723	704		
58	Unknown			24	4		
6	Drivers and passengers of motor coaches, buses, trolleybuses and tramcars	1	1				
7	Drivers and passengers of goods road vehicles	17	17				
8	Other drivers and passengers	3	8			881	...		

For notes see end of table.

Voir notes à la fin du tableau.

См. примечания в конце таблицы.

3. Persons killed or injured in road traffic accidents by category of user and age group

3. Personnes tuées ou blessées dans les accidents de la circulation routière selon la catégorie d'usager de la route et le groupe d'âge

3. Число погибших или раненых в дорожно-транспортных происшествиях по категориям пользователей дорог и группам возраста

Unit : number - Unité : nombre - Единица: число

Description Description Описание	Killed - tuées - погибших				Injured - blessés - раненых			
	Total		Of which: drivers		Total		Of which: drivers	
	Total		Dont: conducteurs		Total		Dont: conducteurs	
	Всего		Погибшие: водители		Всего		Погибшие: водители	
	2005	2008	2005	2008	2005	2008	2005	2008

Poland - Pologne - Польша

0	Total (1+2+3+4+5+6+7+8)	5 444	5 437	2 472	2 372	61 196	62 097	25 680	27 187
01	- of which: 0 to 9 years	87	77	...	3	3 077	2 856	...	215
02	10 to 14 years	80	69	...	15	2 875	2 904	...	696
03	15 to 17 years	148	185	...	33	3 209	3 678	...	1 018
04	18 to 20 years	363	433	...	201	5 764	6 012	...	2 520
05	21 to 24 years	570	515	...	295	7 464	7 537	...	3 815
06	25 to 64 years	3 130	3 145	...	1 523	31 886	32 990	...	17 009
07	65 years and over	931	962	...	292	5 605	5 979	...	1 876
08	Unknown	135	51	...	10	1 316	141	...	38
1	Pedestrians	1 756	1 882			14 846	13 912		
11+12+13	- of which: 0 to 17 years	108	85			...	3 192		
14	18 to 20 years	48	57			...	817		
15	21 to 24 years	85	70			...	876		
16	25 to 64 years	939	1 084			...	6 242		
17	65 years and over	512	550			...	2 722		
18	Unknown	64	35			...	46		
2	Drivers and passengers of cycles	336	433	3 008	4 494
21+22+23	- of which: 0 to 17 years	36	22			...	960		
24	18 to 20 years	15	7			...	167		
25	21 to 24 years	14	7			...	230		
26	25 to 64 years	326	227			...	2 175		
27	65 years and over	192	168			...	954		
28	Unknown	20	2			...	8		
3	Drivers and passengers of mopeds	...	87	2 222
31+32+33	- of which: 0 to 17 years	8	17			...	199		
34	18 to 20 years	2	7			...	244		
35	21 to 24 years	3	7			...	206		
36	25 to 64 years	28	40			...	732		
37	65 years and over	12	16			...	98		
38	Unknown	4		
4	Drivers and passengers of motorcycles	164	262	1 505	2 270
41+42+43	- of which: 0 to 17 years	13	15				
44	18 to 20 years	17	39			...	314		
45	21 to 24 years	37	59			...	525		
46	25 to 64 years	83	146			...	1 207		
47	65 years and over	4	2			...	24		
48	Unknown	3	1			...	1		
5	Drivers and passengers of passenger cars	...	2 540	41 508	35 115
51+52+53	- of which: 0 to 17 years	133	181			...	3 749		
54	18 to 20 years	257	313			...	4 210		
55	21 to 24 years	404	355			...	5 301		
56	25 to 64 years	1 498	1 473			...	20 025		
57	65 years and over	190	205			...	1 757		
58	Unknown	44	13			...	73		
6	Drivers and passengers of motor coaches, buses, trolleybuses and tramcars	...	11	1 448
7	Drivers and passengers of goods road vehicles	...	175	1 962
8	Other drivers and passengers	894	47	8 907	674

For notes see end of table.

Voir notes à la fin du tableau.

См. примечания в конце таблицы.

3. Persons killed or injured in road traffic accidents by category of user and age group

3. Personnes tuées ou blessées dans les accidents de la circulation routière selon la catégorie d'usager de la route et le groupe d'âge

3. Число погибших или раненых в дорожно-транспортных происшествиях по категориям пользователей дорог и группам возраста

Unit : number - Unité : nombre - Единица: число

Description Description Описание	Killed - tués - погибших				Injured - blessés - раненых			
	Total		Of which: drivers		Total		Of which: drivers	
	Total		Dont: conducteurs		Total		Dont: conducteurs	
	Всего		Погибшие: водители		Всего		Погибшие: водители	
	2005	2008	2005	2008	2005	2008	2005	2008

Portugal - Portugal - Португалия¹⁾

0	Total (1+2+3+4+5+6+7+8)	1 247	885	768	561	49 096	43 824	28 044	25 576
01	- of which: 0 to 9 years	18	15	2 353	1 875	...	51
02	10 to 14 years	14	8	1 496	1 426	...	171
03	15 to 17 years	35	11	...	1	1 883	1 494	...	472
04	18 to 20 years	91	49	...	31	3 808	3 167	...	1 696
05	21 to 24 years	130	64	...	44	5 135	4 036	...	2 609
06	25 to 64 years	725	537	...	393	28 571	26 261	...	18 082
07	65 years and over	222	197	...	90	5 482	5 435	...	2 460
08	Unknown	13	3	...	1	371	131	...	36
1	Pedestrians	214	155			6 253	5 654		
11+12+13	- of which: 0 to 17 years	11	8			...	1 299		
14	18 to 20 years	...	3			...	227		
15	21 to 24 years	8	1			...	205		
16	25 to 64 years	104	74				
17	65 years and over	87	66			...	1 553		
18	Unknown	5	2				
2	Drivers and passengers of cycles	...	42	1 334
21+22+23	- of which: 0 to 17 years	7	1			...	319		
24	18 to 20 years	3	1	69
25	21 to 24 years	78
26	25 to 64 years	19	23	665
27	65 years and over	16	17	197
28	Unknown	2	5
3	Drivers and passengers of mopeds	...	71	3 833
31+32+33	- of which: 0 to 17 years	2	1			...	280		
34	18 to 20 years	3	2	203
35	21 to 24 years	7	1	150
36	25 to 64 years	65	47	2 417
37	65 years and over	29	19	785
38	Unknown	8
4	Drivers and passengers of motorcycles	...	116	3 681
41+42+43	- of which: 0 to 17 years	9	0				
44	18 to 20 years	18	8	337
45	21 to 24 years	35	21	469
46	25 to 64 years	124	86	2 478
47	65 years and over	...	2	113
48	Unknown	1	5
5	Drivers and passengers of passenger cars	...	358	23 382
51+52+53	- of which: 0 to 17 years	32	23			...	2 294		
54	18 to 20 years	52	30	1 965
55	21 to 24 years	68	27	2 512
56	25 to 64 years	283	217	14 267
57	65 years and over	55	62	2 261
58	Unknown	5	81
6	Drivers and passengers of motor coaches, buses, trolleybuses and tramcars	...	1	333
7	Drivers and passengers of goods road vehicles	...	103	5 121
8	Other drivers and passengers	...	39	487

For notes see end of table.

Voir notes à la fin du tableau.

См. примечания в конце таблицы.

3. Persons killed or injured in road traffic accidents by category of user and age group

3. Personnes tuées ou blessées dans les accidents de la circulation routière selon la catégorie d'usager de la route et le groupe d'âge

3. Число погибших или раненых в дорожно-транспортных происшествиях по категориям пользователей дорог и группам возраста

Unit : number - Unité : nombre - Единица: число

Description Description Описание	Killed - tuées - погибших				Injured - blessés - раненых				
	Total		Of which: drivers		Total		Of which: drivers		
	Total		Dont: conducteurs		Total		Dont: conducteurs		
	Всего		Погибшие: водители		Всего		Погибшие: водители		
	2005	2008	2005	2008	2005	2008	2005	2008	
Romania - Roumanie - Румыния									
0	Total (1+2+3+4+5+6+7+8)	2 629	3 061	940	1 226	23 200	36 177	7 658	13 342
01	- of which: 0 to 9 years	104	88	...	3	1 753	2 266	...	102
02	10 to 14 years	48	49	...	9	1 082	1 512	...	223
03	15 to 17 years	56	58	...	16	1 150	1 798	...	445
04	18 to 20 years	132	196	...	72	1 638	3 521	...	1 249
05	21 to 24 years	162	241	...	124	2 270	4 237	...	1 937
06	25 to 64 years	1 634	1 857	...	876	12 926	19 519	...	8 627
07	65 years and over	491	568	...	126	2 380	3 308	...	757
08	Unknown	2	4	1	16	...	2
1	Pedestrians	978	1 065			8 522	10 586		
11+12+13	- of which: 0 to 17 years	115	83			...	2 816		
14	18 to 20 years	17	16			...	585		
15	21 to 24 years	15	28			...	528		
16	25 to 64 years	502	558			...	4 645		
17	65 years and over	329	378			...	2 006		
18	Unknown	...	2			...	6		
2	Drivers and passengers of cycles	...	179	1 645
21+22+23	- of which: 0 to 17 years	21	12			...	378		
24	18 to 20 years	4	1	82
25	21 to 24 years	4	2	74
26	25 to 64 years	117	101	805
27	65 years and over	60	63	305
28	Unknown	1
3	Drivers and passengers of mopeds	...	150	3 070
31+32+33	- of which: 0 to 17 years	1	12			...	57		
34	18 to 20 years	...	11	483
35	21 to 24 years	3	9	487
36	25 to 64 years	14	109	1 512
37	65 years and over	2	9	91
38	Unknown	2
4	Drivers and passengers of motorcycles	...	90	1 165
41+42+43	- of which: 0 to 17 years	3	3				
44	18 to 20 years	2	5	152
45	21 to 24 years	2	21	254
46	25 to 64 years	15	61	694
47	65 years and over	1	8
48	Unknown
5	Drivers and passengers of passenger cars	...	1 323	16 506
51+52+53	- of which: 0 to 17 years	57	77			...	1 572		
54	18 to 20 years	94	153	2 016
55	21 to 24 years	112	167	2 600
56	25 to 64 years	746	842	9 736
57	65 years and over	58	82	577
58	Unknown	2	2	5
6	Drivers and passengers of motor coaches, buses, trolleybuses and tramcars	...	6	560
7	Drivers and passengers of goods road vehicles	...	133	1 344
8	Other drivers and passengers	...	115	1 301

For notes see end of table.

Voir notes à la fin du tableau.

См. примечания в конце таблицы.

3. Persons killed or injured in road traffic accidents by category of user and age group

3. Personnes tuées ou blessées dans les accidents de la circulation routière selon la catégorie d'usager de la route et le groupe d'âge

3. Число погибших или раненых в дорожно-транспортных происшествиях по категориям пользователей дорог и группам возраста

Unit : number - Unité : nombre - Единица: число

Description Description Описание	Killed - tués - погибших				Injured - blessés - раненых				
	Total		Of which: drivers		Total		Of which: drivers		
	Total		Dont: conducteurs		Total		Dont: conducteurs		
	Всего		Погибшие: водители		Всего		Погибшие: водители		
	2005	2008	2005	2008	2005	2008	2005	2008	
Serbia - Serbie - Сербия									
0	Total (1+2+3+4+5+6+7+8)	841	897	16 872	22 275
01	- of which: 0 to 9 years
02	10 to 14 years
03	15 to 17 years
04	18 to 20 years
05	21 to 24 years
06	25 to 64 years
07	65 years and over
08	Unknown
1	Pedestrians	...	223				
11+12+13	- of which: 0 to 17 years		
14	18 to 20 years		
15	21 to 24 years		
16	25 to 64 years		
17	65 years and over		
18	Unknown		
2	Drivers and passengers of cycles	...	84
21+22+23	- of which: 0 to 17 years
24	18 to 20 years
25	21 to 24 years
26	25 to 64 years
27	65 years and over
28	Unknown
3	Drivers and passengers of mopeds
31+32+33	- of which: 0 to 17 years
34	18 to 20 years
35	21 to 24 years
36	25 to 64 years
37	65 years and over
38	Unknown
4	Drivers and passengers of motorcycles
41+42+43	- of which: 0 to 17 years
44	18 to 20 years
45	21 to 24 years
46	25 to 64 years
47	65 years and over
48	Unknown
5	Drivers and passengers of passenger cars	...	393
51+52+53	- of which: 0 to 17 years
54	18 to 20 years
55	21 to 24 years
56	25 to 64 years
57	65 years and over
58	Unknown
6	Drivers and passengers of motor coaches, buses, trolleybuses and tramcars
7	Drivers and passengers of goods road vehicles
8	Other drivers and passengers

For notes see end of table.

Voir notes à la fin du tableau.

См. примечания в конце таблицы.

3. Persons killed or injured in road traffic accidents by category of user and age group

3. Personnes tuées ou blessées dans les accidents de la circulation routière selon la catégorie d'usager de la route et le groupe d'âge

3. Число погибших или раненых в дорожно-транспортных происшествиях по категориям пользователей дорог и группам возраста

Unit : number - Unité : nombre - Единица: число

Description Description Описание	Killed - tués - погибших				Injured - blessés - раненых				
	Total		Of which: drivers		Total		Of which: drivers		
	Total		Dont: conducteurs		Total		Dont: conducteurs		
	Всего		Погибшие: водители		Всего		Погибшие: водители		
	2005	2008	2005	2008	2005	2008	2005	2008	
Slovakia - Slovaquie - Словакия									
0	Total (1+2+3+4+5+6+7+8)	606	606	287	282	10 452	10 886	4 975	5 322
01	- of which: 0 to 9 years	11	11	1	2	574	456	64	44
02	10 to 14 years	5	12	1	1	470	390	113	88
03	15 to 17 years	18	9	5	3	412	416	110	80
04	18 to 20 years	26	33	9	21	864	838	353	361
05	21 to 24 years	53	59	26	35	1 244	1 059	648	579
06	25 to 64 years	382	309	205	158	6 180	5 135	3 449	2 929
07	65 years and over	77	72	15	19	724	625	263	241
08	Unknown	4	101	...	43	7	1 967	...	1 000
1	Pedestrians	174	204			1 966	1 832		
11+12+13	- of which: 0 to 17 years	11	15			...	461		
14	18 to 20 years	3	5			95	83		
15	21 to 24 years	8	5			108	76		
16	25 to 64 years	102	92			852	624		
17	65 years and over	46	45			309	221		
18	Unknown	4	42			4	367		
2	Drivers and passengers of cycles	...	46	45	...	1 077	893
21+22+23	- of which: 0 to 17 years	4	4			...	159		
24	18 to 20 years	1	...	1	...	54	21
25	21 to 24 years	...	2	...	2	36	24
26	25 to 64 years	33	27	30	23	600	393
27	65 years and over	18	11	11	9	150	114
28	Unknown	...	2	...	2	...	182
3	Drivers and passengers of mopeds	2	125
31+32+33	- of which: 0 to 17 years	57		
34	18 to 20 years	15	9
35	21 to 24 years	12	10
36	25 to 64 years	1	2	72	46
37	65 years and over	1	1	10	10
38	Unknown	...	2	20
4	Drivers and passengers of motorcycles	40	39	427	645
41+42+43	- of which: 0 to 17 years	6	1				
44	18 to 20 years	2	2	50	63
45	21 to 24 years	14	6	117	85
46	25 to 64 years	22	21	217	296
47	65 years and over	1	1	3	11
48	Unknown	...	8	133
5	Drivers and passengers of passenger cars	...	292	157	172	6 247	6 795	3 173	3 506
51+52+53	- of which: 0 to 17 years	16	11			...	544		
54	18 to 20 years	20	26	5	17	620	627	250	278
55	21 to 24 years	34	43	16	24	903	826	471	454
56	25 to 64 years	214	153	132	99	3 950	3 379	2 339	1 991
57	65 years and over	10	14	3	4	218	246	93	113
58	Unknown	...	45	...	27	3	1 173	...	646
6	Drivers and passengers of motor coaches, buses, trolleybuses and tramcars	16	4	10	2	357	128	78	30
7	Drivers and passengers of goods road vehicles	16	20	12	12	278	495	185	319
8	Other drivers and passengers	3	1	2	1	70	98	35	35

For notes see end of table.

Voir notes à la fin du tableau.

См. примечания в конце таблицы.

3. Persons killed or injured in road traffic accidents by category of user and age group

3. Personnes tuées ou blessées dans les accidents de la circulation routière selon la catégorie d'utilisateur de la route et le groupe d'âge

3. Число погибших или раненых в дорожно-транспортных происшествиях по категориям пользователей дорог и группам возраста

Unit : number - Unité : nombre - Единица: число

Description Description Описание	Killed - tués - погибших				Injured - blessés - раненых				
	Total		Of which: drivers		Total		Of which: drivers		
	Total		Dont: conducteurs		Total		Dont: conducteurs		
	Всего		Погибшие: водители		Всего		Погибшие: водители		
	2005	2008	2005	2008	2005	2008	2005	2008	
Slovenia - Slovénie - Словения									
0	Total (1+2+3+4+5+6+7+8)	258	214	165	146	14 783	12 742	9 870	8 498
01	- of which: 0 to 9 years	...	3	352	...	31
02	10 to 14 years	...	1	...	1	...	341	...	102
03	15 to 17 years	...	10	...	4	857	597	...	269
04	18 to 20 years	...	13	...	8	...	1 302	...	789
05	21 to 24 years	...	25	...	20	...	1 649	...	1 137
06	25 to 64 years	...	128	...	98	...	7 654	...	5 739
07	65 years and over	41	34	...	15	773	846	...	431
08	Unknown	1
1	Pedestrians	37	39			797	795		
11+12+13	- of which: 0 to 17 years	2	3			...	179		
14	18 to 20 years	1	1			...	48		
15	21 to 24 years	1	30		
16	25 to 64 years	15	17			...	332		
17	65 years and over	18	18			...	206		
18	Unknown		
2	Drivers and passengers of cycles	18	17			942	1 033		
21+22+23	- of which: 0 to 17 years	2	2			...	150		
24	18 to 20 years	35		
25	21 to 24 years	1	1			...	67		
26	25 to 64 years	13	8			...	625		
27	65 years and over	3	6			...	156		
28	Unknown		
3	Drivers and passengers of mopeds	...	8			...	443		
31+32+33	- of which: 0 to 17 years	0	1			...	46		
34	18 to 20 years	...	1			...	36		
35	21 to 24 years	1	40		
36	25 to 64 years	2	5			...	161		
37	65 years and over	2	1			...	18		
38	Unknown		
4	Drivers and passengers of motorcycles	34	40			1 154	647		
41+42+43	- of which: 0 to 17 years	2	1				
44	18 to 20 years	3	1			...	35		
45	21 to 24 years	6	9			...	95		
46	25 to 64 years	22	29			...	455		
47	65 years and over	16		
48	Unknown		
5	Drivers and passengers of passenger cars	...	82			7 087	6 389		
51+52+53	- of which: 0 to 17 years	3	0			...	69		
54	18 to 20 years	10	6			...	718		
55	21 to 24 years	12	12			...	952		
56	25 to 64 years	71	55			...	4 393		
57	65 years and over	11	9			...	257		
58	Unknown		
6	Drivers and passengers of motor coaches, buses, trolleybuses and tramcars	17		
7	Drivers and passengers of goods road vehicles	...	3			...	247		
8	Other drivers and passengers	71	25			4 351	3 171		

For notes see end of table.

Voir notes à la fin du tableau.

См. примечания в конце таблицы.

3. Persons killed or injured in road traffic accidents by category of user and age group

3. Personnes tuées ou blessées dans les accidents de la circulation routière selon la catégorie d'usager de la route et le groupe d'âge

3. Число погибших или раненых в дорожно-транспортных происшествиях по категориям пользователей дорог и группам возраста

Unit : number - Unité : nombre - Единица: число

Description Description Описание	Killed - tuées - погибших				Injured - blessées - раненых			
	Total		Of which: drivers		Total		Of which: drivers	
	Total		Dont: conducteurs		Total		Dont: conducteurs	
	Всего		Погибшие: водители		Всего		Погибшие: водители	
	2005	2008	2005	2008	2005	2008	2005	2008

Spain - Espagne - Испания

0	Total (1+2+3+4+5+6+7+8)	4 442	3 099	2 739	1 929	132 809	130 948	80 762	82 458
01	- of which: 0 to 9 years	69	52	...	1	3 148	3 048	...	59
02	10 to 14 years	51	31	...	8	2 700	2 261	...	380
03	15 to 17 years	122	95	...	47	7 159	5 756	...	3 113
04	18 to 20 years	292	207	...	136	11 897	10 671	...	6 550
05	21 to 24 years	441	262	...	177	15 901	13 728	...	9 235
06	25 to 64 years	2 656	1 865	...	1 329	76 385	77 157	...	55 998
07	65 years and over	764	544	...	217	9 135	9 178	...	3 548
08	Unknown	66	44	...	13	6 484	9 148	...	3 576
1	Pedestrians	680	502			10 944	10 644		
11+12+13	- of which: 0 to 17 years	36	33			...	1 802		
14	18 to 20 years	14	10			...	410		
15	21 to 24 years	18	14			...	424		
16	25 to 64 years	301	213			...	4 549		
17	65 years and over	285	212			...	2 758		
18	Unknown	26	20			...	701		
2	Drivers and passengers of cycles	82	57	2 201	2 797
21+22+23	- of which: 0 to 17 years	13	7			...	481		
24	18 to 20 years	2	1	166
25	21 to 24 years	3	1	214
26	25 to 64 years	40	35	1 586
27	65 years and over	23	15	197
28	Unknown	153
3	Drivers and passengers of mopeds	785	160	32 232	15 445
31+32+33	- of which: 0 to 17 years	73	53			...	333		
34	18 to 20 years	48	26	3 267
35	21 to 24 years	30	16	1 973
36	25 to 64 years	115	61	5 553
37	65 years and over	43	24	323
38	Unknown	4	1	673
4	Drivers and passengers of motorcycles	...	481	18 119
41+42+43	- of which: 0 to 17 years	10	9				
44	18 to 20 years	11	16	630
45	21 to 24 years	57	41	1 379
46	25 to 64 years	390	405	14 777
47	65 years and over	2	8	161
48	Unknown	3	5	839
5	Drivers and passengers of passenger cars	...	1 516	74 621	71 983
51+52+53	- of which: 0 to 17 years	115	70			...	4 267		
54	18 to 20 years	201	143	5 755
55	21 to 24 years	292	176	8 838
56	25 to 64 years	1 440	861	42 644
57	65 years and over	305	233	4 634
58	Unknown	37	12	5 845
6	Drivers and passengers of motor coaches, buses, trolleybuses and tramcars	...	30	1 974
7	Drivers and passengers of goods road vehicles	...	242	7 902
8	Other drivers and passengers	505	111	12 811	2 084

For notes see end of table.

Voir notes à la fin du tableau.

См. примечания в конце таблицы.

3. Persons killed or injured in road traffic accidents by category of user and age group

3. Personnes tuées ou blessées dans les accidents de la circulation routière selon la catégorie d'usager de la route et le groupe d'âge

3. Число погибших или раненых в дорожно-транспортных происшествиях по категориям пользователей дорог и группам возраста

Unit : number - Unité : nombre - Единица: число

Description Description Описание	Killed - tuées - погибших				Injured - blessées - раненых				
	Total		Of which: drivers		Total		Of which: drivers		
	Total		Dont: conducteurs		Total		Dont: conducteurs		
	Всего		Погибшие: водители		Всего		Погибшие: водители		
	2005	2008	2005	2008	2005	2008	2005	2008	
Sweden - Suède - Швеция									
0	Total (1+2+3+4+5+6+7+8)	440	397	300	286	26 459	26 248	18 055	18 061
01	- of which: 0 to 9 years	3	3	839	730	...	56
02	10 to 14 years	7	3	...	3	1 101	974	...	326
03	15 to 17 years	19	13	...	4	2 294	2 392	...	1 374
04	18 to 20 years	28	32	...	19	2 535	2 891	...	1 780
05	21 to 24 years	39	32	...	26	2 481	2 545	...	1 753
06	25 to 64 years	237	212	...	162	14 770	14 245	...	11 206
07	65 years and over	104	102	...	72	2 345	2 239	...	1 466
08	Unknown	3	94	232	...	100
1	Pedestrians	50	45			1 493	1 675		
11+12+13	- of which: 0 to 17 years	4	1			...	399		
14	18 to 20 years	3	2			...	149		
15	21 to 24 years	2	2			...	118		
16	25 to 64 years	19	21			...	689		
17	65 years and over	22	19			...	306		
18	Unknown	14		
2	Drivers and passengers of cycles	...	30			...	2 317		
21+22+23	- of which: 0 to 17 years	3	0			...	521		
24	18 to 20 years	141		
25	21 to 24 years	1	1			...	149		
26	25 to 64 years	15	14			...	1 243		
27	65 years and over	19	15			...	240		
28	Unknown	23		
3	Drivers and passengers of mopeds	...	11			...	2 026		
31+32+33	- of which: 0 to 17 years	5	5			...	66		
34	18 to 20 years	...	1			...	112		
35	21 to 24 years	50		
36	25 to 64 years	3	5			...	386		
37	65 years and over	36		
38	Unknown	16		
4	Drivers and passengers of motorcycles	...	51			...	1 239		
41+42+43	- of which: 0 to 17 years	2	0				
44	18 to 20 years	1	2			...	60		
45	21 to 24 years	6	4			...	138		
46	25 to 64 years	35	43			...	923		
47	65 years and over	2	2			...	45		
48	Unknown	7		
5	Drivers and passengers of passenger cars	...	234			...	17 612		
51+52+53	- of which: 0 to 17 years	13	12			...	1 539		
54	18 to 20 years	24	26			...	2 282		
55	21 to 24 years	25	25			...	1 947		
56	25 to 64 years	149	110			...	10 148		
57	65 years and over	59	61			...	1 547		
58	Unknown	3	149		
6	Drivers and passengers of motor coaches, buses, trolleybuses and tramcars	...	1			...	297		
7	Drivers and passengers of goods road vehicles	...	16			...	914		
8	Other drivers and passengers	...	9			...	168		

For notes see end of table.

Voir notes à la fin du tableau.

См. примечания в конце таблицы.

3. Persons killed or injured in road traffic accidents by category of user and age group

3. Personnes tuées ou blessées dans les accidents de la circulation routière selon la catégorie d'usager de la route et le groupe d'âge

3. Число погибших или раненых в дорожно-транспортных происшествиях по категориям пользователей дорог и группам возраста

Unit : number - Unité : nombre - Единица: число

Description Description Описание	Killed - tués - погибших				Injured - blessés - раненых			
	Total		Of which: drivers		Total		Of which: drivers	
	Total		Dont: conducteurs		Total		Dont: conducteurs	
	Всего		Погибшие: водители		Всего		Погибшие: водители	
	2005	2008	2005	2008	2005	2008	2005	2008

Switzerland - Suisse - Швейцария

0	Total (1+2+3+4+5+6+7+8)	409	357	...	250	26 754	25 556	...	18 527
01	- of which: 0 to 9 years	10	4	1	1	799	686	134	103
02	10 to 14 years	3	6	2	5	935	835	463	401
03	15 to 17 years	14	12	9	6	1 550	1 475	1 057	981
04	18 to 20 years	37	22	22	16	2 426	2 309	1 663	1 617
05	21 to 24 years	40	22	26	18	2 790	2 533	2 049	1 881
06	25 to 64 years	196	188	164	148	15 877	15 263	12 669	12 091
07	65 years and over	109	103	51	56	2 377	2 454	1 373	1 453
08	Unknown	1
1	Pedestrians	69	59	2 354	2 355
11+12+13	- of which: 0 to 17 years	...	5	667
14	18 to 20 years	107	129
15	21 to 24 years	5	115	141
16	25 to 64 years	11	18	859	882
17	65 years and over	47	36	520	533
18	Unknown
2	Drivers and passengers of cycles	37	27	3 137	3 233
21+22+23	- of which: 0 to 17 years	...	4	639
24	18 to 20 years	1	...	1	...	142	192
25	21 to 24 years	1	...	1	...	138	185
26	25 to 64 years	23	13	23	13	1 806	1 853
27	65 years and over	7	10	7	10	297	364
28	Unknown
3	Drivers and passengers of mopeds	6	9	804	746
31+32+33	- of which: 0 to 17 years	...	3	374
34	18 to 20 years	67	67
35	21 to 24 years	22	20
36	25 to 64 years	2	1	216	191
37	65 years and over	3	5	124	94
38	Unknown
4	Drivers and passengers of motorcycles	86	83	4 970	4 694
41+42+43	- of which: 0 to 17 years	...	4	494
44	18 to 20 years	7	6	735	679
45	21 to 24 years	8	8	451	389
46	25 to 64 years	60	57	3 074	2 991
47	65 years and over	5	8	140	141
48	Unknown
5	Drivers and passengers of passenger cars	178	156	14 457	13 429
51+52+53	- of which: 0 to 17 years	...	4	707
54	18 to 20 years	25	15	12	12	1 322	1 192	744	709
55	21 to 24 years	25	12	17	8	1 969	1 702	1 415	1 261
56	25 to 64 years	83	90	70	73	9 238	8 640	7 242	6 741
57	65 years and over	39	35	33	27	1 191	1 187	788	814
58	Unknown	1
6	Drivers and passengers of motor coaches, buses, trolleybuses and tramcars	13	4	227	340
7	Drivers and passengers of goods road vehicles	10	8	579	509
8	Other drivers and passengers	10	11	226	250

For notes see end of table.

Voir notes à la fin du tableau.

См. примечания в конце таблицы.

3. Persons killed or injured in road traffic accidents by category of user and age group

3. Personnes tuées ou blessées dans les accidents de la circulation routière selon la catégorie d'usager de la route et le groupe d'âge

3. Число погибших или раненых в дорожно-транспортных происшествиях по категориям пользователей дорог и группам возраста

Unit : number - Unité : nombre - Единица: число

Description Description Описание	Killed - tués - погибших				Injured - blessés - раненых			
	Total		Of which: drivers		Total		Of which: drivers	
	Total		Dont: conducteurs		Total		Dont: conducteurs	
	Всего		Погибшие: водители		Всего		Погибшие: водители	
	2005	2008	2005	2008	2005	2008	2005	2008

The FYR of Macedonia ²⁾

0	Total (1+2+3+4+5+6+7+8)	143	162	62	81	4 176	6 724	1 700	3 072
01	- of which: 0 to 9 years	4	5	1	...	317	416	18	19
02	10 to 14 years	3	2	1	...	183	252	35	42
03	15 to 17 years	7	6	1	5	236	355	64	132
04	18 to 20 years	10	7	2	4	418	793	109	240
05	21 to 24 years	11	12	5	4	580	899	243	401
06	25 to 64 years	77	95	39	61	2 211	3 686	1 163	2 127
07	65 years and over	31	35	13	7	231	323	68	111
08	Unknown
1	Pedestrians	34	52			859	1 055		
11+12+13	- of which: 0 to 17 years	5	...			347	...		
14	18 to 20 years	2	1			70	90		
15	21 to 24 years	4	3			42	57		
16	25 to 64 years	11	19			289	414		
17	65 years and over	14	24			112	121		
18	Unknown		
2	Drivers and passengers of cycles	13	11	13	11	199	271	192	264
21+22+23	- of which: 0 to 17 years	2	...			62	...		
24	18 to 20 years			18	30	17	26
25	21 to 24 years	...	1		1	10	19	10	17
26	25 to 64 years	...	5	4	5	82	114	81	116
27	65 years and over	4	5	7	5	27	42	27	42
28	Unknown	7		
3	Drivers and passengers of mopeds	2	6		5	206	411	169	349
31+32+33	- of which: 0 to 17 years	1	...			44	...		
34	18 to 20 years			32	69	19	63
35	21 to 24 years	1	...			33	75	30	161
36	25 to 64 years	...	4		3	87	172	82	12
37	65 years and over			10	11	9	...
38	Unknown		
4	Drivers and passengers of motorcycles	10	13	4	12	173	598	138	472
41+42+43	- of which: 0 to 17 years	4	...			15	...		
44	18 to 20 years	...	1		1	24	98	14	67
45	21 to 24 years	1	1	1	1	40	111	33	78
46	25 to 64 years	5	8	2	9	92	303	79	270
47	65 years and over	...	2			2	6	2	5
48	Unknown		
5	Drivers and passengers of passenger cars	69	62	37	42	2 451	4 107	1 082	1 851
51+52+53	- of which: 0 to 17 years	3	...			244	...		
54	18 to 20 years	8	5	2	2	263	484	55	91
55	21 to 24 years	5	6	4	3	416	614	155	231
56	25 to 64 years	44	44	25	2	1 463	2 490	830	1 470
57	65 years and over	9	4	6	33	65	128	25	43
58	Unknown		2		
6	Drivers and passengers of motor coaches, buses, trolleybuses and tramcars	67	63	7	6
7	Drivers and passengers of goods road vehicles	8	4	4	3	137	131	66	79
8	Other drivers and passengers	7	14	4	8	84	88	46	51

For notes see end of table.

Voir notes à la fin du tableau.

См. примечания в конце таблицы.

3. Persons killed or injured in road traffic accidents by category of user and age group

3. Personnes tuées ou blessées dans les accidents de la circulation routière selon la catégorie d'usager de la route et le groupe d'âge

3. Число погибших или раненых в дорожно-транспортных происшествиях по категориям пользователей дорог и группам возраста

Unit : number - Unité : nombre - Единица: число

Description Description Описание	Killed - tués - погибших				Injured - blessés - раненых			
	Total		Of which: drivers		Total		Of which: drivers	
	Total		Dont: conducteurs		Total		Dont: conducteurs	
	Всего		Погибшие: водители		Всего		Погибшие: водители	
	2005	2008	2005	2008	2005	2008	2005	2008

Turkey - Turquie - Турция

0	Total (1+2+3+4+5+6+7+8)	4 505	4 236	1 211	1 117	154 086	184 468	43 377	53 808
01	- of which: 0 to 9 years	179	151	8	...	9 077	9 486	286	...
02	10 to 14 years	108	80	9	...	5 988	6 689	794	...
03	15 to 17 years	58	65	14	...	6 095	6 930	1 620	...
04	18 to 20 years	140	121	34	...	8 990	11 138	2 935	...
05	21 to 24 years	222	179	102	...	13 103	15 416	5 317	...
06	25 to 64 years	2 043	1 949	1 001	...	72 853	86 686	33 469	...
07	65 years and over	372	311	56	...	6 061	7 176	1 173	...
08	Unknown	73	92	18	...	1 810	1 642	483	...
1	Pedestrians	724	554			17 847	17 918		
11+12+13	- of which: 0 to 17 years	161	96			5 865	5 346		
14	18 to 20 years	22	14			898	881		
15	21 to 24 years	12	20			1 037	961		
16	25 to 64 years	325	269			7 220	7 754		
17	65 years and over	185	139			2 591	2 771		
18	Unknown	19	16			236	205		
2	Drivers and passengers of cycles	62	2 656
21+22+23	- of which: 0 to 17 years	20	22			1 344	1 170		
24	18 to 20 years	1	2			178	151		
25	21 to 24 years	4	2			158	122		
26	25 to 64 years	26	17			778	813		
27	65 years and over	10	6			160	217		
28	Unknown	1	1			38	31		
3	Drivers and passengers of mopeds	51	4 114
31+32+33	- of which: 0 to 17 years	4	3			601	427		
34	18 to 20 years	8	5			616	381		
35	21 to 24 years	8	1			592	371		
36	25 to 64 years	27	24			2 094	1 464		
37	65 years and over	4	3			139	94		
38	Unknown			72	24		
4	Drivers and passengers of motorcycles	93	6 806
41+42+43	- of which: 0 to 17 years	5	5			539	1 196		
44	18 to 20 years	4	14			854	1 961		
45	21 to 24 years	12	24			1 261	2 243		
46	25 to 64 years	63	98			3 936	7 856		
47	65 years and over	5	9			117	235		
48	Unknown	4	2			99	125		
5	Drivers and passengers of passenger cars	1 209	54 036
51+52+53	- of which: 0 to 17 years	66	108			7 011	8 523		
54	18 to 20 years	39	25	15	...	2 699	3 247	1 053	...
55	21 to 24 years	58	57	57	...	3 481	4 179	2 332	...
56	25 to 64 years	332	449	526	...	17 533	21 300	17 268	...
57	65 years and over	72	76	21	...	1 321	1 794	535	...
58	Unknown	13	24	9	...	444	528	200	...
6	Drivers and passengers of motor coaches, buses, trolleybuses and tramcars	282	13 284
7	Drivers and passengers of goods road vehicles	657	20 150
8	Other drivers and passengers	82	2 263

For notes see end of table.

Voir notes à la fin du tableau.

См. примечания в конце таблицы.

3. Persons killed or injured in road traffic accidents by category of user and age group

3. Personnes tuées ou blessées dans les accidents de la circulation routière selon la catégorie d'usager de la route et le groupe d'âge

3. Число погибших или раненых в дорожно-транспортных происшествиях по категориям пользователей дорог и группам возраста

Unit : number - Unité : nombre - Единица: число

Description Description Описание	Killed - tuées - погибших				Injured - blessées - раненых				
	Total		Of which: drivers		Total		Of which: drivers		
	Total		Dont: conducteurs		Total		Dont: conducteurs		
	Всего		Погибшие: водители		Всего		Погибшие: водители		
	2005	2008	2005	2008	2005	2008	2005	2008	
Ukraine - Ukraine - Украина									
0	Total (1+2+3+4+5+6+7+8)	7 229	7 718	2 105	2 540	55 999	63 254	18 414	22 676
01	- of which: 0 to 9 years	82	124	1 220	2 134
02	10 to 14 years	87	86	9	4	1 911	1 890	65	108
03	15 to 17 years	133	214	21	58	2 444	3 042	336	669
04	18 to 20 years	345	469	99	159	4 619	6 039	1 160	1 908
05	21 to 24 years	532	818	183	348	6 319	9 032	2 134	3 756
06	25 to 64 years	4 225	4 962	1 038	1 872	27 403	37 066	10 504	15 639
07	65 years and over	809	842	81	89	3 822	3 819	512	568
08	Unknown	1 016	203	674	10	8 261	232	3 703	28
1	Pedestrians	3 063	3 054			17 184	16 405		
11+12+13	- of which: 0 to 17 years	170	166			2 060	2 778		
14	18 to 20 years	111	105			1 370	1 367		
15	21 to 24 years	181	177			1 475	1 478		
16	25 to 64 years	2 028	1 886			8 976	8 590		
17	65 years and over	573	554			2 303	2 095		
18	Unknown	...	166			...	97		
2	Drivers and passengers of cycles	544	492	3 205	3 966
21+22+23	- of which: 0 to 17 years	24	35			638	709		
24	18 to 20 years	15	9	181	277
25	21 to 24 years	18	36	211	558
26	25 to 64 years	384	302	1 722	1 983
27	65 years and over	103	104	453	418
28	Unknown	...	6	21
3	Drivers and passengers of mopeds	41	565	33	414	564	6 848	440	4 438
31+32+33	- of which: 0 to 17 years	4	27			115	460		
34	18 to 20 years	2	53	1	30	77	906	60	489
35	21 to 24 years	4	89	2	52	96	1 196	67	756
36	25 to 64 years	30	337	25	279	260	3 584	219	2 598
37	65 years and over	1	33	1	20	16	219	16	128
38	Unknown	...	8	...	6	...	31	...	7
4	Drivers and passengers of motorcycles	285	461	209	333	2 054	2 859	1 286	2 383
41+42+43	- of which: 0 to 17 years	22	18			284	186		
44	18 to 20 years	50	83	35	56	473	528	275	414
45	21 to 24 years	63	109	48	78	399	609	256	562
46	25 to 64 years	137	218	105	168	834	1 148	583	1 175
47	65 years and over	13	15	10	13	64	140	45	43
48	Unknown	...	1	5	...	3
5	Drivers and passengers of passenger cars	2 280	2 876	1 189	1 665	24 731	29 804	12 985	14 941
51+52+53	- of which: 0 to 17 years	82	126			1 178	...		
54	18 to 20 years	167	219	63	73	2 518	2 396	825	905
55	21 to 24 years	266	407	133	188	4 138	4 121	1 811	2 203
56	25 to 64 years	1 646	1 949	908	1 327	15 611	20 256	9 702	11 436
57	65 years and over	119	136	70	56	986	927	451	282
58	Unknown	...	22	...	4	...	78	...	18
6	Drivers and passengers of motor coaches, buses, trolleybuses and tramcars	294	63	108	20	3 204	1 918	863	181
7	Drivers and passengers of goods road vehicles	546	122	433	73	4 309	1 026	2 216	554
8	Other drivers and passengers	176	85	133	35	748	428	624	179

For notes see end of table.

Voir notes à la fin du tableau.

См. примечания в конце таблицы.

3. Persons killed or injured in road traffic accidents by category of user and age group

3. Personnes tuées ou blessées dans les accidents de la circulation routière selon la catégorie d'usager de la route et le groupe d'âge

3. Число погибших или раненых в дорожно-транспортных происшествиях по категориям пользователей дорог и группам возраста

Unit : number - Unité : nombre - Единица: число

Description Description Описание	Killed - tuées - погибших				Injured - blessées - раненых				
	Total		Of which: drivers		Total		Of which: drivers		
	Total		Dont: conducteurs		Total		Dont: conducteurs		
	Всего		Погибшие: водители		Всего		Погибшие: водители		
	2005	2008	2005	2008	2005	2008	2005	2008	
United Kingdom - Royaume-Uni - Соединенное Королевство³⁾									
0	Total (1+2+3+4+5+6+7+8)	3 336	2 645	2 002	1 594	275 840	237 811	170 997	148 973
01	- of which: 0 to 9 years	58	53	...	3	11 723	9 345	...	672
02	10 to 14 years	67	57	...	9	13 933	10 870	...	2 226
03	15 to 17 years	222	160	...	75	18 331	15 554	...	7 071
04	18 to 20 years	358	272	...	164	28 224	25 256	...	15 590
05	21 to 24 years	342	270	...	184	27 385	24 036	...	16 117
06	25 to 64 years	1 664	1 333	...	949	149 652	130 365	...	96 717
07	65 years and over	616	497	...	209	19 131	17 044	...	8 309
08	Unknown	9	3	...	1	7 461	5 341	...	2 271
1	Pedestrians	699	591			33 249	28 735		
11+12+13	- of which: 0 to 17 years	99	81			...	10 325		
14	18 to 20 years	42	28			...	1 942		
15	21 to 24 years	37	30			...	1 907		
16	25 to 64 years	267	235			...	10 512		
17	65 years and over	250	216			...	3 222		
18	Unknown	4	1			...	827		
2	Drivers and passengers of cycles	148	117	16 413	16 389
21+22+23	- of which: 0 to 17 years	28	20	4 115
24	18 to 20 years	8	3	857
25	21 to 24 years	4	8	1 117
26	25 to 64 years	86	70	9 333
27	65 years and over	25	16	522
28	Unknown	1	445
3	Drivers and passengers of mopeds	...	21	4 003
31+32+33	- of which: 0 to 17 years	11	13	1 261
34	18 to 20 years	5	1	449
35	21 to 24 years	1	3	236
36	25 to 64 years	5	4	898
37	65 years and over	1	46
38	Unknown	49
4	Drivers and passengers of motorcycles	569	488	24 255	17 519
41+42+43	- of which: 0 to 17 years	23	22
44	18 to 20 years	39	34	1 992
45	21 to 24 years	54	51	1 909
46	25 to 64 years	428	364	11 772
47	65 years and over	16	17	262
48	Unknown	1	323
5	Drivers and passengers of passenger cars	...	1 312	176 627	154 240
51+52+53	- of which: 0 to 17 years	179	130	16 115
54	18 to 20 years	258	199	19 210
55	21 to 24 years	...	171	17 680
56	25 to 64 years	236	583	87 409
57	65 years and over	778	227	10 769
58	Unknown	291	2	3 057
6	Drivers and passengers of motor coaches, buses, trolleybuses and tramcars	...	14	8 044
7	Drivers and passengers of goods road vehicles	...	71	7 248
8	Other drivers and passengers	138	31	17 911	1 633

For notes see end of table.

Voir notes à la fin du tableau.

См. примечания в конце таблицы.

3. Persons killed or injured in road traffic accidents by category of user and age group

3. Personnes tuées ou blessées dans les accidents de la circulation routière selon la catégorie d'usager de la route et le groupe d'âge

3. Число погибших или раненых в дорожно-транспортных происшествиях по категориям пользователей дорог и группам возраста

Unit : number - Unité : nombre - Единица: число

Description Description Описание	Killed - tués - погибших				Injured - blessés - раненых				
	Total		Of which: drivers		Total		Of which: drivers		
	Total		Dont: conducteurs		Total		Dont: conducteurs		
	Всего		Погибшие: водители		Всего		Погибшие: водители		
	2005	2008	2005	2008	2005	2008	2005	2008	
United States - États-Unis - Соединенные Штаты									
0	Total (1+2+3+4+5+6+7+8)	43 510	37 261	2 699 000	2 346 000
01	- of which: 0 to 9 years
02	10 to 14 years
03	15 to 17 years
04	18 to 20 years
05	21 to 24 years	4 651	3 967	297 000	245 000
06	25 to 64 years	24 129	21 680	1 506 000	1 339 000
07	65 years and over	6 531	5 561	192 000	183 000
08	Unknown	120	71
1	Pedestrians	4 892	4 414	64 000	69 000
11+12+13	- of which: 0 to 17 years
14	18 to 20 years
15	21 to 24 years
16	25 to 64 years
17	65 years and over
18	Unknown
2	Drivers and passengers of cycles	786	718	45 000	52 000
21+22+23	- of which: 0 to 17 years
24	18 to 20 years
25	21 to 24 years
26	25 to 64 years
27	65 years and over
28	Unknown
3	Drivers and passengers of mopeds
31+32+33	- of which: 0 to 17 years
34	18 to 20 years
35	21 to 24 years
36	25 to 64 years
37	65 years and over
38	Unknown
4	Drivers and passengers of motorcycles	4 576	5 312	87 000	96 000
41+42+43	- of which: 0 to 17 years
44	18 to 20 years
45	21 to 24 years
46	25 to 64 years
47	65 years and over
48	Unknown
5	Drivers and passengers of passenger cars	18 512	14 646	2 494 000	2 120 000
51+52+53	- of which: 0 to 17 years
54	18 to 20 years
55	21 to 24 years
56	25 to 64 years
57	65 years and over
58	Unknown
6	Drivers and passengers of motor coaches, buses, trolleybuses and tramcars	58	67
7	Drivers and passengers of goods road vehicles	13 841	11 498
8	Other drivers and passengers	845	768	9 000	9 000

For notes see end of table.

Voir notes à la fin du tableau.

См. примечания в конце таблицы.

NOTES TO TABLE 3 - NOTES DU TABLEAU 3 - ПРИМЕЧАНИЯ К ТАБЛИЦЕ 3

Country notes - Notes relatives aux pays - Примечания к данным, представляемым странами

- 1) Data refer to continent only.
- 2) The former Yugoslav Republic of Macedonia.
- 3) Data refer to Great Britain.

- 1) Les données se réfèrent au continent.
- 2) L'ex-République yougoslave de Macédoine.
- 3) Les données se réfèrent à la Grande-Bretagne.

- 1) Данные относятся только к континенту.
- 2) Бывшая Югославская Республика Македония.
- 3) Данные относятся к Великобритании.

4. Road traffic accidents involving one or more persons under the influence of alcohol

4. Accidents de la circulation routière dans lesquelles une ou plusieurs personnes impliquées se trouvaient sous l'effet de l'alcool

4. Дорожно-транспортные происшествия, к которым причастны, одно или более число лиц, находящихся в состоянии опьянения

Unit : number - Unité : nombre - Единица: число

Country Pays Потрана	Description Описание	1999	2000	2000	2001	2002	2003	2004	2005	2006	2007	2008
Albania	A Accidents	9	7	7	15	15	16	...	18	31	15	66
Albanie	B Persons killed	8	6	6	15	7	6	17	49	13	4	24
Албания	C Persons injured	12	2	2	7	12	6	3	39	36	15	78
Andorra	A Accidents	15	11	11	15	5
Andorre	B Persons killed	1	2	2	5
Андорра	C Persons injured	32	17	17	39	10
Armenia	A Accidents	46	48	48	30	37	45	74	57	66	71	75
Arménie	B Persons killed	10	13	13	12	12	15	28	17	24	23	42
Армения	C Persons injured	80	62	62	55	48	63	114	113	106	126	122
Austria	A Accidents	2 468	2 574	2 574	2 559	2 736	2 841	2 835
Autriche	B Persons killed	93	68	68	69	92	84	67
Австрия	C Persons injured	3 439	3 673	3 673	3 517	3 901	4 020	4 017
Azerbaijan	A Accidents	74	94	94	82	78	85	74	96	94	84	81
Azerbaïdjan	B Persons killed	15	31	31	24	27	30	29	25	27	30	46
Азербайджан	C Persons injured	83	110	110	93	114	101	119	122	116	101	98
Belarus	A Accidents	751	737	737	680	785	722	755
Bélarus	B Persons killed	194	173	173	163	197	178	182
Беларусь	C Persons injured	896	865	865	803	1 024	904	941
Bulgaria	A Accidents	491	472	472	429	440	420	420
Bulgarie	B Persons killed	76	73	73	55	54	57	44
Болгария	C Persons injured	637	573	573	532	566	531	542
Croatia	A Accidents	2 883	3 316	3 316	3 234	3 300	3 909	3 550	3 716	4 110	4 652	4 234
Croatie	B Persons killed	209	209	209	123	89	98	127	131	142	132	139
Хорватия	C Persons injured	2 858	4 951	4 951	2 150	2 204	2 608	2 401	2 584	2 740	3 265	2 944
Cyprus	A Accidents	43	50	50	52	60	48	18	175	181	270	293
Chypre	B Persons killed	4	9	9	10	10	3	12	12	15	16	19
Кипр	C Persons injured	69	77	77	78	83	69	16	111	91	150	170
Czech Republic	A Accidents	3 714	3 566	3 566	3 557	3 779	3 404	2 787	2 334
République tchèque	B Persons killed	160	126	126	112	157	127	68	85
Чешская Республика	C Persons injured	4 910	4 677	4 677	4 723	5 063	4 570	3 665	2 967
Denmark	A Accidents	1 202	1 272	1 272	1 140	1 230	1 189	1 085
Danemark	B Persons killed	138	110	110	115	132	105	106
Дания	C Persons injured	1 418	1 586	1 586	1 326	1 449	1 473	1 286
Estonia	A Accidents	432	447	447	529	642	556	569
Estonie	B Persons killed	60	45	45	59	77	51	48
Эстония	C Persons injured	439	502	502	582	767	625	638
Finland	A Accidents	994	971	971	942	916	993	1 009
Finlande	B Persons killed	113	94	94	114	115	76	91
Финляндия	C Persons injured	1 201	1 191	1 191	1 180	1 187	1 273	1 347
Georgia	A Accidents	120	115	115	123	...	123	378
Géorgie	B Persons killed	25	31	31	38	45
Грузия	C Persons injured	156	142	142	150	652

For notes and code see end of table.

Voir notes et code à la fin du tableau. См. Примечания и шифр в конце таблицы.

4. Road traffic accidents involving one or more persons under the influence of alcohol

4. Accidents de la circulation routière dans lesquelles une ou plusieurs personnes impliquées se trouvaient sous l'effet de l'alcool

4. Дорожно-транспортные происшествия, к которым причастны, одно или более число лиц, находящихся в состоянии опьянения

Unit : number - Unité : nombre - Единица : число

Country Pays Потрана	Description Описание	1999	2000	2000	2001	2002	2003	2004	2005	2006	2007	2008
Germany	A Accidents	28 350	27 375	27 375	25 690	25 333	24 245
Allemagne	B Persons killed	1 114	1 022	1 022	909	932	817
Германия	C Persons injured	36 996	35 742	35 742	33 517	32 930	31 243
Greece	A Accidents	...	2 119	2 119	1 897	1 515	1 414	1 452
Grèce	B Persons killed	...	324	324	252	188	148	177
Греция	C Persons injured	...	1 455	1 455	1 316	1 003	922	988
Hungary	A Accidents	2 225	2 062	2 062	2 138	2 440	2 450	2 909
Hongrie	B Persons killed	134	118	118	167	148	123	188
Венгрия	C Persons injured	2 091	1 944	1 944	2 759	2 858	3 052	3 845
Iceland	A Accidents	58	56	56	45	42	36	23
Islande	B Persons killed	3	6	6	3	1	3	2
Исландия	C Persons injured	77	79	79	72	59	48	33
Israel	A Accidents	213	256	256	298	299	320	328	307	544	543	473
Israël	B Persons killed
Израиль	C Persons injured
Italy	A Accidents	2 974	3 311	3 311	2 713	2 901
Italie	B Persons killed	104	95	95	85	118
Италия	C Persons injured	4 669	5 116	5 116	4 102	4 385
Kazakhstan	A Accidents	1 214	1 274	1 274	1 811	2 278	1 264	1 232
Kazakhstan	B Persons killed	225	210	210	296	514	208	199
Казахстан	C Persons injured	1 526	1 560	1 560	2 090	2 833	1 647	1 540
Kyrgyzstan	A Accidents	261	302	302	350	304	291	310
Kirghizistan	B Persons killed	69	64	64	78	60	64	84
Кыргызстан	C Persons injured	325	374	374	432	367	355	395
Latvia	A Accidents	1 403	1 272	1 272	893	904	837	746
Lettonie	B Persons killed	233	198	198	147	169	135	116
Латвия	C Persons injured	1 687	1 623	1 623	1 174	1 221	1 087	954
Lithuania	A Accidents	1 109	1 109	1 109	1 031	995	888	990
Lituanie	B Persons killed	100	84	84	118	90	84	109
Литва	C Persons injured	1 425	1 428	1 428	1 321	1 338	1 145	1 340
Luxembourg	A Accidents	187	193	193	159	190	141
Luxembourg	B Persons killed	5	8	8	2	7	7
Люксембург	C Persons injured	243	231	231	210	236	185
Monaco	A Accidents	16
Monaco	B Persons killed	1
Монако	C Persons injured	15
Netherlands	A Accidents	2 546	2 433	2 433	2 232	2 156	2 071
Pays-Bas	B Persons killed	92	88	88	72	97	72
Нидерланды	C Persons injured	3 257	3 156	3 156	2 913	2 747	2 607
Poland	A Accidents	9 319	9 367	9 367	7 432	7 801	6 913	5 781
Pologne	B Persons killed	1 326	1 156	1 156	801	923	844	727
Польша	C Persons injured	11 311	11 478	11 478	9 112	9 582	8 402	7 057

For notes and code see end of table.

Voir notes et code à la fin du tableau. См. Примечания и шифр в конце таблицы.

4. Road traffic accidents involving one or more persons under the influence of alcohol

4. Accidents de la circulation routière dans lesquelles une ou plusieurs personnes impliquées se trouvaient sous l'effet de l'alcool

4. Дорожно-транспортные происшествия, к которым причастны, одно или более число лиц, находящихся в состоянии опьянения

Unit : number - Unité : nombre - Единица: число

Country Pays Потрана	Description Описание	1999	2000	2000	2001	2002	2003	2004	2005	2006	2007	2008
Portugal ¹⁾	A Accidents	2 182
Portugal ¹⁾	B Persons killed	60
Португалия ¹⁾	C Persons injured	3 221
Republic of Moldova	A Accidents	309	335	335	342	262	280	...	254	291	326	...
République de Moldova	B Persons killed	52	55	55	55	53	60
Республика Молдова	C Persons injured	396	484	484	438	340	366
Romania	A Accidents	577	542	542	452	255	302
Roumanie	B Persons killed	217	215	215	186	107	52
Румыния	C Persons injured	408	405	405	303	160	275
Russian Federation	A Accidents	34 672	33 320	33 320	31 839	34 103	34 500	31 028	26 904	18 191
Fédération de Russie	B Persons killed	5 945	5 701	5 701	5 554	5 704	5 480	4 884	4 175	2 975
Российская Федерация	C Persons injured	41 315	39 770	39 770	37 993	41 861	43 762	39 593	35 031	24 094
Slovakia	A Accidents	1 170	1 151	1 151	1 202	1 032	1 107	1 125	1 244	1 330	1 461	1 377
Slovaquie	B Persons killed	66	45	45	52	56	54	41	37	49	30	24
Словакия	C Persons injured	1 612	1 457	1 457	1 572	1 361	1 488	1 453	1 207	1 281	1 431	1 353
Slovenia	A Accidents	1 296	1 531	1 531	1 539	1 550	1 778	1 764
Slovénie	B Persons killed	130	124	124	125	113	97	116
Словения	C Persons injured	1 724	2 109	2 109	2 124	2 148	2 610	2 630
Sweden	A Accidents	787	852	852	970	1 012	1 143	1 056
Suède	B Persons killed	45	56	56	60	47	66	57
Швеция	C Persons injured	1 059	1 166	1 166	1 337	1 453	1 614	1 525
Switzerland	A Accidents	2 469	2 493	2 493	2 454	2 506	2 427	2 271	2 050	2 264	2 178	2 134
Suisse	B Persons killed	128	114	114	107	93	106	103	79	58	55	58
Швейцария	C Persons injured	3 140	3 167	3 167	3 113	3 182	3 083	2 869	2 569	2 872	2 742	2 618
Tajikistan	A Accidents	...	24	24	20
Tadjikistan	B Persons killed	...	7	7	46
Таджикистан	C Persons injured	...	39	39	47
The FYR of Macedonia ²⁾	A Accidents	203	144	144	115	165	207	203	261	224	144	133
The FYR of Macedonia ²⁾	B Persons killed	21	7	7	6	8	7	11	12	10	8	4
The FYR of Macedonia ²⁾	C Persons injured	307	282	282	188	257	325	297	410	353	207	189
Turkey	A Accidents	1 613	2 839	2 839	2 429	12 491	18 847	...	1 294	2 832	3 256	...
Turquie	B Persons killed	359	94	94	71	466	595	80	71	129
Турция	C Persons injured	1 254	5 135	5 135	4 102	22 784	32 986	...	2 113	2 121	2 160	...
Turkmenistan	A Accidents	80
Turkménistan	B Persons killed	29
Туркменистан	C Persons injured	103
Ukraine	A Accidents	3 915	3 347	3 347	3 146	2 865	2 984	2 989	3 020	3 337	6 385	3 518
Ukraine	B Persons killed	465	360	360	390	339	394	366	379	426	919	517
Украина	C Persons injured	4 392	3 766	3 766	3 470	3 162	3 338	3 533	3 680	4 114	8 013	4 315
United Kingdom ³⁾	A Accidents	11 050	11 800	11 800	12 270	13 150	12 400	11 220
Royaume-Uni ³⁾	B Persons killed	460	530	530	530	550	580	590
Соединенное Королевств	C Persons injured	16 450	17 530	17 530	18 240	19 550	18 410	16 400

For notes and code see end of table.

Voir notes et code à la fin du tableau. См. Примечания и шифр в конце таблицы.

4. Road traffic accidents involving one or more persons under the influence of alcohol**4. Accidents de la circulation routière dans lesquelles une ou plusieurs personnes impliquées se trouvaient sous l'effet de l'alcool****4. Дорожно-транспортные происшествия, к которым причастны, одно или более число лиц, находящихся в состоянии опьянения**

Unit : number - Unité : nombre - Единица: число

Country Pays Потрана	Description Описание	1999	2000	2000	2001	2002	2003	2004	2005	2006	2007	2008
United States	A Accidents	215 996	214 962	214 962	200 644	185 986	195 905	183 500	188 669	207 433	177 183	182 002
États-Unis	B Persons killed	16 572	17 380	17 380	17 400	17 524	17 105	16 919	17 590	17 738	17 158	15 449
Соединенные Штаты	C Persons injured	307 510	310 130	310 130	275 283	257 563	275 134	248 158	253 836	277 559	233 626	229 636

Explanation of code - Explication du code - Объяснение шифра

A = Accidents.

B = Persons killed.

C = Persons injured.

A = Accidents.

B = Persons killed.

C = Personnes blessées.

A = Происшествия.

B = Погибшие.

C = Раненые.

Country notes - Notes relatives aux pays - Примечания к данным, представляемым странами

- 1) Data refer to continent only.
- 2) The former Yugoslav Republic of Macedonia.
- 3) Data refer to Great Britain.

- 1) Les données se réfèrent au continent.
- 2) L'ex-République yougoslave de Macédoine.
- 3) Les données se réfèrent à la Grande-Bretagne.

- 1) Данные относятся только к континенту.
- 2) Бывшая Югославская Республика Македония.
- 3) Данные относятся к Великобритании.

5. Pedestrians and drivers, under the influence of alcohol, involved in accidents

5. Piétons et conducteurs sous l'effet de l'alcool, impliqués dans les accidents

5. Пешеходы и водители в состоянии опьянения, причастные к происшествиям

Unit : number - Unité : nombre - Единица: число

Country Pays Страна		Total Всего	Drivers of - Conducteurs de - Водители							Pedestrians
			Total drivers	Cycles	Mopeds	Motor cycles	Passengers cars	Other power driven vehicles	Other vehicles	
			(A)	(B)	(C)	(D)	(E)	(F)	(G)	
Andorra	2000	12	11	...	1	4	6	1
Andorre	2005
Андорра	2008
Austria	2000	2 592	...	145	236	41	1 848	110	...	212
Autriche	2005
Австрия	2008
Azerbaijan	2000	94	1	83	10
Azerbaïdjan	2005	94	...	3	...	3	78	5	5	8
Азербайджан	2008	81	...	3	...	3	65	6	...	7
Belarus	2000	758	...	3	5	127	494	114	...	15
Bélarus	2005
Беларусь	2008
Croatia	2000	3 517	...	148	159	122	2 579	222	91	196
Créatie	2005	3 927	...	189	227	245	2 642	238	158	228
Хорватия	2008	4 396	...	181	319	355	2 965	233	178	165
Cyprus	2000
Chypre	2005	123
Кипр	2008	189
Czech Republic	2000	4 041	...	643	61	195	2 455	95	4	588
République tchèque	2005
Чешская Республика	2008	2 710	...	448	13	120	1 648	107	1	373
Denmark	2000	1 298	...	70	290	91	659	69	1	118
Danemark	2005
Дания	2008
Estonia	2000	456	...	25	8	18	278	25	...	102
Estonie	2005
Эстония	2008
Finland	2000	971	...	109	58	13	602	55	...	134
Finlande	2005
Финляндия	2008
Germany	2000	27 749	...	4 197	1 702	1 091	17 555	719	141	2 344
Allemagne	2005
Германия	2008
Greece	2000	1 678	...	7	81	334	959	297
Grèce	2005
Греция	2008
Hungary	2000	2 062	...	424	236	77	974	116	2	233
Hongrie	2005
Венгрия	2008
Iceland	2000	56	52	3	...	1
Islande	2005
Исландия	2008

For notes and code see end of table.

Voir notes et code à la fin du tableau.

См. Примечания и шифр в конце таблицы.

5. Pedestrians and drivers, under the influence of alcohol, involved in accidents

5. Piétons et conducteurs sous l'effet de l'alcool, impliqués dans les accidents

5. Пешеходы и водители в состоянии опьянения, причастные к происшествиям

Unit : number - Unité : nombre - Единица: число

Country Pays Страна	Total Всего	Drivers of - Conducteurs de - Водители							Pedestrians	
		Total drivers	Cycles	Mopeds	Motor cycles	Passengers cars	Other power driven vehicles	Other vehicles		
		(A)	(B)	(C)	(D)	(E)	(F)	(G)		(H)
Israel	2000
Israël	2005	473
Израиль	2008
Kazakhstan	2000	1 274	...	11	1	139	632	107	...	430
Kazakhstan	2005
Казахстан	2008
Kyrgyzstan	2000	302	...	6	...	18	121	...	65	92
Kirghizistan	2005
Кыргызстан	2008
Latvia	2000	1 320	...	57	28	65	727	29	16	398
Lettonie	2005
Латвия	2008
Lithuania	2000	1 109	...	57	18	40	677	34	81	202
Lituanie	2005
Литва	2008
Luxembourg	2000	193	...	3	2	9	165	2	...	12
Luxembourg	2005
Люксембург	2008
Netherlands	2000	2 495	...	217	396	45	1 603	175	4	55
Pays-Bas	2005
Нидерланды	2008
Poland	2000	7 799	...	748	...	317	3 872	227	124	2 511
Pologne	2005
Польша	2008
Portugal ¹⁾	2000	60 039	...	808	5 566	3 749	35 670	13 844	402	...
Portugal ¹⁾	2005
Португалия ¹⁾	2008
Republic of Moldova	2000	335	...	7	...	46	193	10	10	69
République de Moldova	2005
Республика Молдова	2008
Romania	2000	569	...	30	...	1	257	1	...	280
Roumanie	2005
Румыния	2008
Russian Federation	2000	33 320	...	249	85	4 026	15 029	2 448	...	11 483
Fédération de Russie	2005
Российская Федерация	2008
Slovakia	2000	2 490	...	166	48	47	1 886	133	49	161
Slovaquie	2005
Словакия	2008
Slovenia	2000	1 042	...	89	132	51	617	35	37	81
Slovénie	2005
Словения	2008

For notes and code see end of table.

Voir notes et code à la fin du tableau.

См. Примечания и шифр в конце таблицы.

5. Pedestrians and drivers, under the influence of alcohol, involved in accidents

5. Piétons et conducteurs sous l'effet de l'alcool, impliqués dans les accidents

5. Пешеходы и водители в состоянии опьянения, причастные к происшествиям

Unit : number - Unité : nombre - Единица: число

Country Pays Страна	Total Всего	Drivers of - Conducteurs de - Водители							Pedestrians	
		Total drivers	Cycles	Mopeds	Motor cycles	Passengers cars	Other power driven vehicles	Other vehicles		
		(A)	(B)	(C)	(D)	(E)	(F)	(G)		(H)
Sweden	2000	855	59	32	728	36
Suède	2005
Швеция	2008
Switzerland	2000	2 530	...	110	136	264	1 875	56	12	77
Suisse	2005	2 076	...	169	95	314	1 368	60	12	58
Швейцария	2008	2 128	...	205	69	304	1 447	64	6	73
Tajikistan	2000
Tadjikistan	2005	64
Таджикистан	2008	79
The FYR of Macedonia ²⁾	2000	152	...	7	5	10	111	15	1	3
The FYR of Macedonia ²⁾	2005	260	...	6	11	6	212	24	1	...
The FYR of Macedonia ²⁾	2008	25	...	21	128	...	13	...
Turkey	2000	118 900	...	2 287	4 475	4 198	55 520	34 150	277	17 993
Turquie	2005	4	81	111	890	208
Турция	2008
Ukraine	2000	3 347	...	156	28	407	1 124	60	30	1 542
Ukraine	2005	3 020	...	109	27	487	1 027	57	342	971
Украина	2008	3 518	...	173	540	334	1 577	22	67	805
United States	2000	17 380	...	247	...	1 197	5 644	3 858	...	2 254
États-Unis	2005	308	...	1 690	5 111	4 339	...	2 360
Соединенные Штаты	2008	265	...	2 016	4 272	3 834	...	2 168

Explanation of code - Explication du code - Объяснение шифра

A = Total drivers.

B = Drivers of cycles

C = Drivers of mopeds.

D = Drivers of motor cycles.

E = Drivers of passenger cars, including taxis.

F = Drivers of other power driven vehicles.

G = Other vehicles.

H = Pedestrians.

A = Total des conducteurs.

B = Conducteurs de cycles.

C = Conducteurs de cyclomoteurs.

D = Conducteurs de motocycles.

E = Conducteurs de voitures particulières,
y compris les taxis.

F = Autres conducteurs de véhicules
à propulsion mécanique.

G = Autres véhicules.

H = Piétons.

A = Всего водители.

B = Водители велосипедов.

C = Водители мопедов.

D = Водители мотоциклов.

E = Водители легковых автомобилей,
включая такси.

F = Водители прочие механические
транспортные средства.

G = Прочие транспортные средства.

H = Пешеходы.

Country notes - Notes relatives aux pays - Примечания к данным, представляемым странами

1) Data refer to continent only.

2) The former Yugoslav Republic of Macedonia.

1) Les données se réfèrent au continent.

2) L'ex-République yougoslave de Macédoine.

1) Данные относятся только к континенту.

2) Бывшая Югославская Республика Македония.

6. Drivers and pedestrians under the influence of alcohol involved in a road traffic accidents which caused personal injury, by degree of alcohol concentration in blood

6. Conducteurs et piétons sous l'effet de l'alcool impliqués dans un accident ayant entraîné des lésions corporelles, par degré de concentration d'alcool dans le sang

6. Пешеходы и водители в состоянии алкогольного опьянения, попавшие в дорожно-транспортные происшествия, по степени концентрации алкоголя в крови

Unit : number - Unité : nombre - Единица: число

Country Pays Страна		Total Total Всего	Alcohol concentration in blood Concentration d'alcool dans le sang Концентрация алкоголя в крови		
			< 0.8 ‰	0.8 - 1.5 ‰	> 1.5 ‰
Andorra	2000	12	1	3	8
Andorre	2005
Андорра	2008
Austria	2000	2 592
Autriche	2005
Австрия	2008
Azerbaijan	2000	94
Azerbaïdjan	2005	94
Азербайджан	2008	81
Belarus	2000	758
Bélarus	2005
Беларусь	2008
Croatia	2000	3 517
Croatie	2005	3 927	1 745
Хорватия	2008	4 396	1 999
Cyprus	2000
Chypre	2005	123
Кипр	2008	189
Czech Republic	2000	4 041
République tchèque	2005
Чешская Республика	2008	2 710
Denmark	2000	1 298	...	420	624
Danemark	2005
Дания	2008
Estonia	2000	456
Estonie	2005
Эстония	2008
Finland	2000	971	...	208	716
Finlande	2005
Финляндия	2008
Germany	2000	27 137	4 049	6 613	16 475
Allemagne	2005
Германия	2008
Greece	2000	1 678	787	492	399
Grèce	2005
Греция	2008
Hungary	2000	2 062	336	719	1 007
Hongrie	2005
Венгрия	2008

For notes see end of table.

Voir notes à la fin du tableau.

См. примечания в конце таблицы.

6. Drivers and pedestrians under the influence of alcohol involved in a road traffic accidents which caused personal injury, by degree of alcohol concentration in blood

6. Conducteurs et piétons sous l'effet de l'alcool impliqués dans un accident ayant entraîné des lésions corporelles, par degré de concentration d'alcool dans le sang

6. Пешеходы и водители в состоянии алкогольного опьянения, попавшие в дорожно-транспортные происшествия, по степени концентрации алкоголя в крови

Unit : number - Unité : nombre - Единица: число

Country Pays Страна		Total Total Всего	Alcohol concentration in blood Concentration d'alcool dans le sang Концентрация алкоголя в крови		
			< 0.8 ‰	0.8 - 1.5 ‰	> 1.5 ‰
Iceland	2000	56
Islande	2005
Исландия	2008
Israel	2000
Israël	2005	473
Израиль	2008
Kazakhstan	2000	1 274
Kazakhstan	2005
Казахстан	2008
Kyrgyzstan	2000	302
Kirghizistan	2005
Кыргызстан	2008
Latvia	2000	1 320
Lettonie	2005
Латвия	2008
Lithuania	2000	1 109
Lituanie	2005
Литва	2008
Luxembourg	2000	193
Luxembourg	2005
Люксембург	2008
Netherlands	2000	2 495
Pays-Bas	2005
Нидерланды	2008
Poland	2000	7 799
Pologne	2005
Польша	2008
Portugal ¹⁾	2000	60 039
Portugal ¹⁾	2005
Португалия ¹⁾	2008
Republic of Moldova	2000	335
République de Moldova	2005
Республика Молдова	2008
Romania	2000	569
Roumanie	2005
Румыния	2008
Russian Federation	2000	33 320
Fédération de Russie	2005
Российская Федерация	2008

For notes see end of table.

Voir notes à la fin du tableau.

См. примечания в конце таблицы.

6. Drivers and pedestrians under the influence of alcohol involved in a road traffic accidents which caused personal injury, by degree of alcohol concentration in blood

6. Conducteurs et piétons sous l'effet de l'alcool impliqués dans un accident ayant entraîné des lésions corporelles, par degré de concentration d'alcool dans le sang

6. Пешеходы и водители в состоянии алкогольного опьянения, попавшие в дорожно-транспортные происшествия, по степени концентрации алкоголя в крови

Unit : number - Unité : nombre - Единица: число

Country Pays Страна		Total Total Всего	Alcohol concentration in blood Concentration d'alcool dans le sang Концентрация алкоголя в крови		
			< 0.8 ‰	0.8 - 1.5 ‰	> 1.5 ‰
Slovakia	2000	2 490
Slovaquie	2005
Словакия	2008
Slovenia	2000	1 042	100	345	597
Slovénie	2005
Словения	2008
Sweden	2000	855
Suède	2005
Швеция	2008
Switzerland	2000	2 530	...	817	1 021
Suisse	2005	2 076	...	630	746
Швейцария	2008	2 128	...	595	727
Tajikistan	2000
Tadjikistan	2005	64
Таджикистан	2008	79
The FYR of Macedonia ²⁾	2000	152
The FYR of Macedonia ²⁾	2005	260
The FYR of Macedonia ²⁾	2008
Turkey	2000	1 575	359	659	557
Turquie	2005
Турция	2008
Ukraine	2000	3 347
Ukraine	2005	3 020
Украина	2008	3 518
United Kingdom	2000
Royaume-Uni	2005
Соединенное Королевство	2008
United States	2000	19 003	4 133	5 456	9 414
États-Unis	2005	...	2 489	5 416	9 686
Соединенные Штаты	2008	...	2 191	4 648	...

Country notes - Notes relatives aux pays - Примечания к данным, представляемым странами

1) Data refer to continent only.

2) The former Yugoslav Republic of Macedonia.

1) Les données se réfèrent au continent.

2) L'ex-République yougoslave de Macédoine.

1) Данные относятся только к континенту.

2) Бывшая Югославская Республика Македония.

Background statistics

Statistiques auxiliaires

Вспомогательная статистика

7. Road vehicle fleet

7. Parc de véhicules routiers

7. Парк дорожно-транспортных средств

Unit: number - Unité: nombre - Единица: число

Country Pays Потрана		Vehicles at end of year Véhicules à la fin de l'année Транспортные средства к концу года									
		1999	2000	2001	2002	2003	2004	2005	2006	2007	2008
		Albania	A
Albanie	B	3 214	3 808	3 447	3 400	3 896	4 877	7 170	11 639	13 859	18 329
Албания	C	92 252	114 532	133 533	148 531	174 782	190 004	195 125	225 114	237 932	264 828
	D	12 306	16 806	20 813	21 026	21 693	25 066	29 453	35 973	29 506	6 645
	E	35 266	43 301	49 600	51 960	53 900	46 809	52 907	39 279	59 645	88 258
	F	1 860	2 274	2 721	2 670	2 957	1 966	1 896	2 039	1 976	1 987
Andorra	A
Andorre	B	8 713	9 136	9 380	9 780	10 167	10 599
Андорра	C	40 193	41 750	42 613	43 883	45 754	47 566
	D	180	180	185	189	193	202
	E	1 010	983	994	997	1 019	1 053
	F
Armenia	A
Arménie	B	1 239	850	287
Армения	C
	D
	E
	F
Austria	A	360 000	363 000	347 000	304 000	340 000	297 000	301 000	289 000	295 000	301 000
Autriche	B	263 000	280 000	295 000	293 000	305 000	316 000	627 711	356 000	372 000	665 185
Австрия	C	4 010 000	4 097 000	4 182 000	3 987 000	4 054 000	4 109 129	4 156 743	4 205 000	4 246 000	4 284 919
	D	9 834	9 918	9 902	9 179	9 231	9 408	9 301	9 000	9 000	9 368
	E	318 757	326 784	331 394	319 981	326 087	332 976	358 049	381 338
	F	17 015	17 682	18 276	18 813	19 534	20 079	19 161	19 000	19 000	18 348
Azerbaijan	A
Azerbaïdjan	B	9 269	6 389	6 719	8 278	7 312	4 993	3 562	3 408	2 778	2 330
Азербайджан	C	306 933	332 026	342 958	350 600	370 439	403 964	479 447	548 979	616 853	700 080
	D	14 941	16 756	17 275	17 422	18 781	20 991	26 735	27 474	28 092	29 340
	E	69 685	73 886	77 142	76 928	77 019	78 918	8 800	97 395	110 391	104 140
	F	17 742	13 278	14 267	12 533	13 221	13 158	6 197	16 164	17 982	8 948
Belarus	A
Bélarus	B	444 540
Беларусь	C	1 775 167
	D	7 784
	E
	F
Belgium	A
Belgique	B	260 567	278 000	294 000	306 000	319 000	322 000	346 293	360 000	374 000	388 280
Бельгия	C	4 583 615	4 678 376	4 739 850	4 787 000	4 821 000	4 874 426	4 918 544	4 976 000	5 049 000	5 130 578
	D	14 673	14 722	14 676	14 769	15 060	15 328	15 391	15 329	15 479	15 992
	E	480 033	502 979	526 334	540 637	556 397	578 124	604 437	623 250	642 687	662 780
	F	44 055	45 452	46 302	46 789	47 102	47 394	47 646	47 164	48 060	49 109
Bosnia-Herzegovina	A
Bosnie-Herzégovine	B	5 406	8 679
Босния и Герцеговина	C	379 019	447 631
	D	3 378	2 663
	E	47 059	57 221
	F	9 984

For notes and code see end of table.

Voir notes et code à la fin du tableau. См. Примечания и шифр в конце таблицы.

7. Road vehicle fleet

7. Parc de véhicules routiers

7. Парк дорожно-транспортных средств

Unit: number - Unité: nombre - Единица: число

Country Pays Потрана		Vehicles at end of year Véhicules à la fin de l'année Транспортные средства к концу года									
		1999	2000	2001	2002	2003	2004	2005	2006	2007	2008
		Bulgaria	A	284 000	286 000	288 300	290 600	293 000	45 000	49 000	33 000
Bulgarie	B	235 000	236 300	238 000	239 600	243 000	93 000	146 697	43 000	51 000	106 911
Болгария	C	1 908 000	1 992 700	2 085 700	2 174 100	2 309 000	2 438 000	2 538 092	1 768 000	2 082 000	2 366 196
	D	42 721	43 005	43 566	43 860	44 348	36 630	37 161	22 755	23 883	24 622
	E	...	237 655	245 962	255 412	268 098	296 001	333 866	208 295	239 769	299 161
	F	...	21 735	23 624	24 446	25 389	21 680	22 828	17 797	21 547	25 591
Canada	A
Canada	B	273 957	311 275	318 330	350 088	378 251	408 706	443 718	484 903	522 433	566 894
Канада	C	13 282 296
	D	73 174	77 359	74 086	75 517	79 875	77 447	78 962	80 447	82 583	84 163
	E	649 130	661 474	654 474	644 316	660 450	674 979	621 402	370 623	409 856	...
	F	...	139 705	163 392	175 579	170 898	176 445	184 719	209 428	232 489	241 055
Croatia	A	37 610	43 000	49 461	57 107	65 256	73 591	84 000	93 698	106 415	121 000
Croatie	B	20 499	22 000	24 305	28 188	33 925	39 315	127 929	49 788	56 401	183 814
Хорватия	C	1 384 699	1 535 280
	D	4 715	4 637	4 703	4 731	4 782	4 811	4 851	4 864	5 057	5 099
	E	112 675	115 941	122 063	130 064	139 406	145 555	162 907	156 785	155 677	180 301
	F	5 492	5 748	6 202	6 909	7 470	7 894	8 164	8 661	9 223	9 559
Cyprus	A	32 097	30 579	29 018	27 414	27 220	26 013	24 200	23 000	22 000	20 900
Сурге	B	12 659	12 736	12 967	12 862	14 296	15 383	61 738	17 300	19 300	43 219
Кипр	C	416 758	443 517
	D	2 835	2 949	3 003	2 997	3 275	3 199	3 727	3 221	3 292	3 402
	E	110 114	113 581	116 795	116 542	118 351	116 343	141 966	113 959	115 671	121 779
	F	1 011	1 085	1 147	1 250	1 295	1 482	1 558	1 764	1 812	1 984
Czech Republic	A	454 055	430 521	438 026	443 767	438 322	438 839	460 000	469 000	476 000	478 000
République tchèque	B	800 000	...	755 500	760 200	752 000	757 000	794 000	823 000	860 000	892 796
Чешская Республика	C	3 439 745	3 438 870	3 529 791	3 647 067	3 706 012	3 815 547	3 958 708	4 109 000	4 280 000	4 423 370
	D	18 981	18 259	18 384	21 340	20 627	19 948	20 134	20 331	20 416	20 375
	E	268 259	275 617	296 412	323 434	340 094	371 437	638 359	468 282	533 916	899 747
	F	21 151	22 669	24 823	26 061	25 652	24 769	24 060	22 622	20 915	17 814
Denmark	A	57 707	64 615	67 975	68 591	67 961	67 313	66 653	65 000	63 263	61 224
Danemark	B	69 231	73 695	78 390	82 731	87 779	94 815	162 128	119 000	133 914	197 177
Дания	C	2 167 036	2 189 750	2 216 081	2 241 900	2 259 761	2 304 630	1 915 821	2 479 000	2 554 000	2 068 493
	D	13 909	13 968	13 954	13 986	14 132	14 191	14 191	15 000	14 482	14 482
	E	38 220	37 603	36 801	35 752	34 896	34 317	436 147	35 000	35 442	536 550
	F	11 256	11 557	12 009	12 400	12 805	13 021	13 774	15 000	15 322	14 887
Estonia	A	70
Estonie	B	6 700	6 700	6 800	7 200	8 100	9 000	10 234	12 600	14 800	17 622
Эстония	C	458 700	463 900	407 300	400 700	434 000	471 000	493 780	554 000	523 800	551 830
	D	6 336	6 059	5 542	5 306	5 493	5 413	5 194	5 501	4 431	4 292
	E	81 030	82 119	80 535	80 179	83 430	85 732	143 168	92 860	80 280	83 350
	F	50 726	8 033
Finland	A	103 000	125 000	121 000	116 000	116 000	129 000	145 000	166 000	188 000	217 000
Finlande	B	80 178	91 000	103 000	116 021	129 670	143 000	299 605	172 000	188 000	403 577
Финляндия	C	2 082 580	2 134 728	2 161 000	2 194 683	2 274 577	2 347 000	2 414 477	2 506 000	2 570 000	2 449 722
	D	9 487	9 852	9 769	10 005	10 358	10 716	10 878	11 189	11 543	11 177
	E	293 707	304 318	309 270	316 318	323 538	355 182	359 968	376 092	394 718	378 475
	F	5 209	5 309	5 271	5 385	5 558	5 890	6 064	6 225	7 147	8 354

For notes and code see end of table.

Voir notes et code à la fin du tableau. См. Примечания и шифр в конце таблицы.

7. Road vehicle fleet

7. Parc de véhicules routiers

7. Парк дорожно-транспортных средств

Unit: number - Unité: nombre - Единица: число

Country Pays Потрана		Vehicles at end of year Véhicules à la fin de l'année Транспортные средства к концу года									
		1999	2000	2001	2002	2003	2004	2005	2006	2007	2008
		France	A	1 461 000	1 442 000	1 421 000	1 387 000	1 357 000	1 331 000	1 303 000	1 262 000
France	B	912 000	968 000	1 019 000	1 054 000	1 091 000	1 131 000	2 475 300	1 248 000	...	2 710 200
Франция	C	30 100 000	30 850 000
	D	85 668	85 749	86 954	85 876	87 101	88 417	83 000	92 152 000	94 392 000	84 000
	E	5 074 835	5 194 817	5 306 067	5 354 321	5 362 600	5 382 259	6 117 000	5 426 934	5 569 683	6 280 000
	F	190 916	197 688	201 961	208 511	218 921	229 440	239 680	245 668	254 970	...
Georgia	A
Géorgie	B	1 049	1 208	1 383	1 583	1 839
Грузия	C	247 900	244 800	247 800	252 000	255 200	307 076	340 077	382 356	427 780	500 900
	D	18 900	19 800	22 700	24 100	25 700	30 582	32 975	36 845	39 361	42 900
	E	50 000	47 000	47 000	45 500	42 900	36 403	40 616	46 809	51 684	54 400
	F
Germany	A	1 743 000
Allemagne	B	3 177 000	3 410 000	3 557 000	3 567 000	3 745 000	3 828 000	3 827 899	3 969 000	3 566 000	3 566 122
Германия	C	42 324 000	43 772 300	44 383 000	44 657 300	45 022 900	45 376 000	45 375 526	46 570 000	41 184 000	41 183 594
	D	84 687	86 656	86 461	85 880	86 480	85 508	85 508	83 549	75 068	75 068
	E	2 465 535	2 610 885	2 649 097	2 619 267	2 586 329	2 572 142	2 757 506	2 604 061	2 323 064	4 246 299
	F	153 527	171 124	177 884	178 114	179 219	185 364	192 124	200 272	179 935	176 883
Greece	A	1 621 000	1 561 000	1 608 000	1 614 000	1 617 000
Grèce	B	710 775	781 361	853 366	911 000	970 000	1 042 605	2 791 351
Греция	C	2 928 881	3 195 065	3 423 704	3 646 000	3 839 549	4 073 511	4 303 129
	D	27 147	27 459	27 518	27 650	27 498	26 780	27 198
	E	1 009 995	1 043 018	1 070 712	1 093 315	1 114 494	1 159 137	1 186 483
	F	8 930	9 293	9 765	10 264	10 749
Hungary	A
Hongrie	B	87 573	91 000	93 100	97 593	103 000	112 000	122 705	204 000	204 000	141 540
Венгрия	C	2 256 000	2 365 000	2 482 800	2 629 500	2 777 000	2 828 000	2 888 735	3 214 000	3 262 000	3 055 427
	D	17 988	18 100	18 058	18 114	18 111	17 619	17 450	19 773	19 998	17 955
	E	308 944	328 357	341 109	354 488	361 778	361 432	778 630	418 360	427 734	...
	F	23 559	24 426	25 220	26 786	29 752	32 392	34 917	45 893	49 631	...
Iceland	A
Islande	B	2 084	2 278	2 444	2 557	2 747	3 105	4 183	9 009
Исландия	C	187 442	209 740
	D	1 621	1 675	1 711	1 699	1 711	1 762	1 899	1 955
	E	17 115	18 662	19 175	19 443	20 340	21 993	25 544	31 819
	F	692	772	814	834	923	1 042	1 064
Ireland	A
Irlande	B	26 700	31 000	33 000	33 000	35 000	35 000	34 300	...	37 000	41 306
Ирландия	C	1 269 200	1 319 000	1 404 000	1 470 000	1 532 000	1 582 000	1 684 045	...	1 883 000	1 996 700
	D	7 794	8 247	8 462	8 486	8 803	8 980	7 625	...	10 110	12 111
	E	188 814	205 575	219 510	233 069	251 130	268 082	362 855	...	345 874	352 730
	F
Israel	A	35 130	35 840	36 677	36 539	35 518	35 794	32 648	28 097
Israël	B	40 513	41 632	43 059	42 392	76 188	77 041	45 286	49 857	62 160	75 297
Израиль	C	1 901 754
	D	16 805	18 046	18 780	11 788	11 631	11 415	19 617	20 544	21 309	22 761
	E	292 107	309 938	326 284	335 778	337 517	344 573	350 736	353 853	357 772	358 254
	F	3 863	4 042	4 212	4 116	4 086	4 012	4 106	4 221	4 392	4 679

For notes and code see end of table.

Voir notes et code à la fin du tableau. См. Примечания и шифр в конце таблицы.

7. Road vehicle fleet

7. Parc de véhicules routiers

7. Парк дорожно-транспортных средств

Unit: number - Unité: nombre - Единица: число

Country Pays Потрана		Vehicles at end of year Véhicules à la fin de l'année Транспортные средства к концу года									
		1999	2000	2001	2002	2003	2004	2005	2006	2007	2008
		Italy Italie Италия	A	4 431 146	4 451 124	4 495 813	4 540 906
	B	2 976 000	3 376 000	3 732 000	4 050 000	4 375 947	4 575 000	9 207 000	5 289 000	5 590 000	6 015 606
	C	32 038 290	32 583 815	33 239 029	33 706 000	34 310 446	33 973 000	34 882 476	35 297 000	35 680 000	35 673 416
	D	85 762	87 956	89 858	91 716	92 701	92 874	96 477	96 099	96 419	99 750
	E	3 221 335	3 377 573	3 541 545	3 751 700	3 933 930	4 015 612	4 133 295	4 331 747	4 437 638	4 467 476
	F	106 726	115 958	124 149	132 622	139 402
Kazakhstan Kazakhstan Казахстан	A	1 470	1 146	1 205	1 143	1 436
	B	154 380	111 596	96 704	79 810	73 320	...	55 176	48 557	45 261	49 486
	C	1 405 325	2 576 625
	D	26 146	24 685	24 436	24 785	26 004	...	65 698	32 725	35 396	89 220
	E	106 331	94 291	88 268	88 642	89 640	...	281 538	146 287	154 968	414 332
	F	5 862	5 597	5 255	5 632	6 188
Kyrgyzstan Kirghizistan Кыргызстан	A	73 000	80 000	53 000	120 000	19 000	19 000
	B	19 555	15 860	12 308	10 834	9 491	8 698	10 059	8 542	7 854	9 702
	C	187 322	189 827	189 796	188 711	188 900	196 339	201 430	218 718	229 735	305 300
	D
	E
	F
Latvia Lettonie Латвия	A	5 900	7 300	9 700	13 500	17 100
	B	19 500	20 700	21 400	22 200	22 900	24 000	32 477	27 210	30 900	34 154
	C	525 572	556 800	586 200	619 100	648 900	686 100	742 447	822 010	904 870	932 828
	D	11 870	11 807	11 605	11 475	11 294	11 051	10 644	10 946	10 958	10 543
	E	80 112	86 853	88 890	91 602	93 130	95 509	113 113	106 435	113 228	129 805
	F	10 108	10 228	10 818	11 132	11 496	12 044	12 962	14 685	16 386	15 827
Liechtenstein Liechtenstein Лихтенштейн	A	1 500	940	946	1 100	1 123	987	878	874	886	960
	B	...	2 139 000	2 242 000	2 310 000	2 402 000	2 562 000	...	2 825 000	2 946 000	...
	C	21 150	22 000	22 630	23 000	23 520	23 940	24 393	24 290	24 368	25 460
	D	115	103	113	103	99	102	105	106	101	99
	E	2 428	2 166	2 292	2 344	2 317	2 344	2 327	2 286	2 297	2 391
	F	...	294	308	321	243	247	252	239	269	305
Lithuania Lituanie Литва	A	6 444	11 588
	B	19 500	19 800	20 200	21 000	21 800	22 900	24 027	25 500	28 826	45 617
	C	1 089 300	1 172 400	1 133 500	1 180 900	1 256 900	1 315 900	1 455 276	1 592 200	1 587 900	1 671 065
	D	16 090	15 543	15 641	15 842	16 006	14 853	15 311	15 619	14 488	13 824
	E	86 824	88 346	89 373	93 508	97 454	101 284	122 486	117 427	126 507	150 108
	F	9 752	10 267	11 016	12 037	13 063	14 393	16 239	18 119	21 076	21 375
Luxembourg Luxembourg Люксембург	A	19 000	19 000	23 000	23 000	24 000	25 000	25 000
	B	10 819	11 486	11 945	13 000	14 000	14 000	37 739	15 000	15 000	40 284
	C	263 475	273 086	281 000	287 000	293 000	299 000	307 265	315 000	322 000	329 038
	D	984	1 051	1 122	1 123	1 176	1 227	1 340	1 379	1 455	1 545
	E	18 025	19 226	20 415	21 782	22 691	23 330	29 588	25 769	27 043	34 419
	F	...	10 573	...	12 080	12 007	12 656	12 918	4 979	5 489	5 848
Malta Malte Мальта	A
	B	11 870	12 402	12 830	13 324	13 420	12 781	11 993	20 722	21 744	14 427
	C	182 642	189 123	195 400	201 900	202 171	204 949	211 167	265 466	273 784	230 069
	D	1 133	1 141	1 125	1 134	1 150	1 003	721	1 181	1 191	1 168
	E	42 687	41 983	42 399	42 615	44 657	44 591	43 971	41 968	43 247	46 291
	F	...	1 181	1 264	1 237	1 200	1 179	3 164	3 341	3 504	...

For notes and code see end of table.

Voir notes et code à la fin du tableau. См. Примечания и шифр в конце таблицы.

7. Road vehicle fleet

7. Parc de véhicules routiers

7. Парк дорожно-транспортных средств

Unit: number - Unité: nombre - Единица: число

Country Pays Потрана		Vehicles at end of year Véhicules à la fin de l'année Транспортные средства к концу года									
		1999	2000	2001	2002	2003	2004	2005	2006	2007	2008
		Monaco	A
Monaco	B	8 368	
Монако	C	23 938	
	D	90	
	E	4 208	
	F	
Netherlands	A	1 000 000	
Pays-Bas	B	414 000	438 000	461 000	494 000	516 000	537 000	536 934	568 000	585 000	1 371 268
Нидерланды	C	6 343 000	6 539 000	6 711 000	6 855 000	6 909 000	6 992 000	6 991 991	7 230 000	7 392 000	7 391 903
	D	11 210	11 369	11 326	11 382	11 344	11 231	11 231	10 845	11 091	11 091
	E	779 427	839 194	880 300	917 378	946 197	971 074	142 022	925 189	937 616	1 071 432
	F	56 759	59 804	62 013	62 889	63 445	64 519	65 608	70 544	72 786	74 624
Norway	A	114 868	115 892	121 159	130 523	140 796	145 000	148 000	152 000	156 000	162 000
Norvège	B	78 133	85 672	90 268	94 645	98 800	104 000	313 275	117 000	126 000	360 014
Норвегия	C	1 813 642	1 851 929	1 872 862	1 899 767	1 933 660	1 978 000	2 028 909	2 084 000	2 155 000	2 197 193
	D	37 039	36 686	35 667	34 110	32 374	30 592	28 783	26 954	25 204	23 324
	E	443 585	465 439	481 282	505 659	522 693
	F	5 265	5 299	5 628	6 047	6 648	7 362	7 702
Poland	A	637 000	590 400	400 500	391 300	400 500	310 000	338 000	338 000	525 000	698 000
Pologne	B	804 000	802 600	845 500	868 900	845 500	836 000	1 091 159	784 000	825 000	1 607 316
Польша	C	9 283 000	9 991 300	10 503 000	11 028 900	11 243 800	11 975 000	12 339 353	13 384 000	14 589 000	16 079 533
	D	78 958	82 590	82 500	83 389	82 769	82 845	79 567	83 668	87 999	92 401
	E	1 597 874	1 783 008	1 876 155	2 051 831	2 191 762	2 262 923	2 304 505	2 246 294	2 345 068	2 709 697
	F	85 013	96 060	103 138	110 783	121 657	128 682	126 604	146 364	175 480	198 020
Portugal ¹⁾	A
Portugal ¹⁾	B	324 000	346 000	368 000	387 000
Португалия ¹⁾	C	4 932 000	5 260 000	5 537 000	5 788 000
	D	18 544	19 780	20 760	21 387
	E	1 540 631	1 658 229	1 752 716	1 829 158
	F	44 258	49 879	54 608	58 357
Republic of Moldova	A	700	738	745	759	...
République de Moldova	B	97 300	91 400	79 800	78 800	49 900	15 000	16 934	17 281	18 309	21 942
Республика Молдова	C	232 300	238 000	256 500	268 900	265 800	274 500	292 994	319 311	338 944	366 351
	D	13 985	13 167	15 096	16 183	16 124	20 112	19 825	21 415	21 454	21 491
	E	52 430	27 648	24 980	23 616	46 905	73 855	81 798	84 087	94 828	115 967
	F	3 359	2 866	2 612	2 580	2 483	8 217	7 567	...
Romania	A	203 603	198 530	174 100	130 500	132 900	130 200	...	17 000	29 000	6 000
Roumanie	B	121 547	117 155	103 100	100 600	103 000	104 500	197 401	26 000	27 000	71 827
Румыния	C	2 980 014	3 128 782	3 225 500	2 971 000	3 087 600	3 225 300	3 363 779	3 221 000	3 541 000	4 027 367
	D	47 305	48 142	47 724	40 761	41 947	...	39 273	32 315	34 202	41 514
	E	410 159	413 493	418 522	409 013	426 013	442 742	493 821	422 830	467 280	645 340
	F	28 721	31 923	34 908	33 852	35 580	38 243	...	34 182	34 677	33 161
Russian Federation	A
Fédération de Russie	B	6 329 000	...	5 543 000	4 979 000	4 418 000	3 920 000	3 758 000	3 339 000	3 241 000	2 943 000
Российская Федерация	C	25 461 000	32 915 131
	D	645 396	418 000	662 449	701 911	728 774	764 597	778 000	835 542	893 665	905 370
	E	3 196 177	...	4 378 735	4 509 507	4 551 839	4 649 351	4 848 509	4 928 563	5 167 849	5 348 712
	F

For notes and code see end of table.

Voir notes et code à la fin du tableau.

См. Примечания и шифр в конце таблицы.

7. Road vehicle fleet

7. Parc de véhicules routiers

7. Парк дорожно-транспортных средств

Unit: number - Unité: nombre - Единица: число

Country Pays Потрана		Vehicles at end of year Véhicules à la fin de l'année Транспортные средства к концу года									
		1999	2000	2001	2002	2003	2004	2005	2006	2007	2008
		San Marino	A
Saint-Marin	B	10 526	
Сан-Марино	C	26 820	
	D	70	
	E	2 547	
	F	78	
Serbia	A	
Serbie	B	16 042	20 000	25 000	31 803
Сербия	C	1 481 497	1 486 608
	D	9 066	9 032	9 696	9 455	9 026	8 557
	E	271 478	126 045	129 877	170 887
	F	6 649	7 263	7 387
Slovakia	A	
Slovaquie	B	44 200	45 600	46 700	47 900	48 700	52 000	56 366	58 100	63 900	70 300
Словакия	C	1 236 400	1 274 200	1 292 800	1 326 900	1 356 200	1 197 000	1 303 704	1 333 700	1 433 900	1 544 900
	D	11 335	11 149	10 889	10 834	10 852	9 202	9 113	9 070	10 759	10 804
	E	157 651	149 902	156 481	164 484	174 173	163 067	196 878	191 489	215 124	246 893
	F	2 306	3 281	4 994	6 837	8 851	11 435	14 141	16 475	19 556	21 444
Slovenia	A	38 732	30 393	29 000	...	34 000	37 000	40 380
Slovénie	B	9 978	11 308	11 723	11 200	12 156	12 000	48 671	19 000	34 000	81 996
Словения	C	849 000	869 000	885 000	914 600	889 580	911 000	964 781	980 000	1 014 000	1 051 836
	D	2 319	2 259	2 212	2 189	2 188	2 257	2 255	2 277	2 330	2 378
	E	47 888	50 232	51 836	55 242	48 926	51 347	69 878	62 964	68 888	88 437
	F	4 077	4 298	4 602	5 027	4 975	5 543	...	7 168	8 677	9 671
Spain	A	2 387 100	2 430 500	...
Espagne	B	1 404 000	1 446 000	1 483 000	1 517 208	1 513 526	1 514 000	1 805 827	2 058 000	2 311 400	2 500 819
Испания	C	16 848 000	17 449 000	18 151 000	18 732 632	18 688 320	18 688 000	20 250 377	21 053 000	21 760 200	22 145 364
	D	53 540	54 732	56 146	56 953	55 993	55 993	58 248	60 400	61 100	62 196
	E	3 604 972	3 780 221	3 949 001	4 091 875	4 188 910	4 418 039	4 849 619	4 910 257	5 140 586	5 405 585
	F	130 216	142 955	155 957	167 014	174 507	204 090	212 697	...
Sweden	A	12 800	14 300	28 300	42 000	58 470	75 400	84 880	92 810
Suède	B	119 900	140 000	158 000	175 000	188 000	205 570	322 000	245 040	259 020	362 106
Швеция	C	3 890 000	3 999 000	4 019 000	4 044 000	4 075 000	4 113 000	4 154 000	4 202 000	4 258 000	4 278 995
	D	14 869	14 417	14 246	14 013	13 742	13 363	13 000	13 643	13 315	13 474
	E	354 293	367 515	389 045	402 203	421 561	433 008	461 161	471 976	495 717	508 665
	F	6 488	6 707	6 648	6 737	6 667	6 977	7 156	7 818	8 368	8 163
Switzerland	A	264 597	238 770	219 624	208 240	195 560	187 629	178 000	174 851	169 531	167 585
Suisse	B	464 357	493 781	521 390	545 132	567 358	583 010	592 194	608 660	619 166	636 540
Швейцария	C	3 467 311	3 545 247	3 629 713	3 700 951	3 753 890	3 811 351	3 863 807	3 900 014	3 955 787	3 989 811
	D	39 692	40 260	41 342	42 401	43 629	44 784	18 317	46 445	48 026	18 122
	E	266 074	270 325	276 573	281 095	283 078	288 614	307 264	303 648	312 935	326 232
	F	7 880	8 193	8 673	9 047	9 251	9 579	10 176	10 392	11 218	10 998
The FYR of Macedonia	A
The FYR of Macedonia	B	4 000	4 000	4 000	3 000	2 000	...	1 724	3 400	4 400	8 626
The FYR of Macedonia	C	290 000	300 000	310 000	308 000	300 000	...	253 234	242 300	248 800	263 112
²⁾	D	2 479	2 498	2 620	2 497	2 478	...	2 269	2 220	2 284	2 270
	E	20 011	20 763	21 727	20 213	19 042	...	26 111	13 545	12 981	28 880
	F	3 459	3 865	4 169	4 105	3 952	...	3 339	3 411	3 575	3 940

For notes and code see end of table.

Voir notes et code à la fin du tableau. См. Примечания и шифр в конце таблицы.

7. Road vehicle fleet

7. Parc de véhicules routiers

7. Парк дорожно-транспортных средств

Unit: number - Unité: nombre - Единица: число

Country Pays Потрана		Vehicles at end of year Véhicules à la fin de l'année Транспортные средства к концу года									
		1999	2000	2001	2002	2003	2004	2005	2006	2007	2008
		Turkey Turquie Турция	A	568 833	593 250	617 887
	B	975 746	1 011 280	1 031 220	1 046 910	1 073 000	1 219 000	1 441 066	1 823 000	2 004 000	2 181 383
	C	4 072 326	4 422 180	4 534 800	4 600 140	4 700 000	5 400 000	5 772 745	6 141 000	6 472 000	6 796 629
	D	333 869	354 339	358 687	361 797	368 894	471 666	501 929	533 472	561 729	583 482
	E	1 071 902	1 188 742	1 229 668	1 274 406	1 378 491	1 839 121	2 151 986	2 316 584	2 520 545	2 810 224
	F	37 471	40 658	41 590	42 905	46 693	68 166	76 583	88 575	99 116	110 413
Turkmenistan Turkménistan Туркменистан	A
	B	117 282
	C	403 970
	D	26 063
	E	104 250
	F
Ukraine Ukraine Украина	A	118 038	103 213	86 526	69 476	60 579	51 508	41 498	39 760	33 580	34 555
	B	2 314 749	2 148 292	1 941 575	1 674 883	1 308 464	1 093 899	982 556	782 143	680 765	650 938
	C	5 538 972	6 393 903
	D	144 360	145 548	143 453	159 293	174 116	175 945	167 889	180 010	185 503	188 008
	E	880 389	785 294	808 612	937 611	939 499	917 549	322 606	910 163	922 099	451 106
	F	...	52 204	71 527	94 852
United Kingdom ³⁾ Royaume-Uni ³⁾ Соединенное Королевство ³⁾	A	110 000	120 000	126 000	126 000	133 000	134 020	101 000	95 000	91 000	90 000
	B	903 000	968 000	1 026 000	1 112 000	1 181 000	1 109 148	1 206 000	1 129 000	1 172 000	1 290 700
	C	24 628 000	25 067 000	25 783 000	26 460 000	26 953 000	27 765 100	27 520 000	27 830 000	28 228 000	28 390 300
	D	173 358	177 793	176 968	177 994	179 691	182 659	178 000	181 090	180 990	180 000
	E	2 803 304	2 861 463	2 960 542	3 052 688	3 072 742	3 339 765	3 431 137	3 495 790	3 618 108	3 754 700
	F	310 994	301 240	286 149	286 011	299 418	319 505	333 466	89 400	96 844	102 682
United States États-Unis Соединенные Штаты	A
	B	4 152 433	4 346 068	490 356	5 004 156	5 370 035	5 780 870	6 227 146	6 770 000	7 254 000	7 752 926
	C	136 568 083	137 079 843
	D	728 777	746 125	749 548	760 717	776 550	795 274	807 053	825 000	838 000	843 308
	E	7 791 426	8 022 649	7 857 674	7 927 280	7 912 018	8 171 364	103 818 838	108 025 731
	F	1 533 771	1 587 611	1 940 346	1 850 545	1 852 031	1 876 118	1 871 991

For notes and code see end of table.

Voir notes et code à la fin du tableau. См. Примечания и шифр в конце таблицы.

NOTES TO TABLE 7 - NOTES DU TABLEAU 7 - ПРИМЕЧАНИЯ К ТАБЛИЦЕ 7

Explanation of code - Explication du code - Объяснение шифра

A = Mopeds.

B = Motorcycles.

C = Passenger cars, including taxis.

D = Buses, coaches and trolleybuses.

E = Lorries.

F = Road tractors.

A = Cyclomoteurs.

B = Motocycles.

C = Voitures particulières, y compris les taxis.

D = Autocars, autobus et trolleybus.

E = Camions.

F = Tracteurs routiers.

A = Мопеды.

B = Мотоциклы.

C = Легкие автомобили, включая такси.

D = Междугородные и городские автобусы, троллейбусы.

E = Грузовые автомобили.

F = Дорожные тягачи.

Country notes - Notes relatives aux pays - Примечания к данным, представляемым странами

1) Data refer to continent only.

2) The former Yugoslav Republic of Macedonia.

3) Data refer to Great Britain.

1) Les données se réfèrent au continent.

2) L'ex-République yougoslave de Macédoine.

3) Les données se réfèrent à la Grande-Bretagne.

1) Данные относятся только к континенту.

2) Бывшая Югославская Республика Македония.

3) Данные относятся к Великобритании.

8. Estimated vehicle-kilometres run

8. Estimation des véhicules-kilomètres parcourus

8. Оценка пройденных транспортное средство-километров

millions - число

Country Pays Страна		Total Total Всего	Moped (A)	Motorcycles (B)	Passenger cars (C)	Buses, coaches and trolleybuses (D)	Lorries and road tractors (E)
Armenia	2000	213	70	82	61
Arménie	2005	441	144	207	89
Армения	2008	557	218	211	128
Austria	2000
Autriche	2005	71 511	...	1 215	65 417	496	4 383
Австрия	2008	75 669	...	1 314	68 904	507	4 944
Belgium	2000	91 040	...	1 020	75 750	660	13 000
Belgique	2005	94 940	...	1 210	74 500	772	18 470
Бельгия	2008	97 770	...	1 320	75 700	840	19 920
Bulgaria	2000	588	921
Bulgarie	2005
Болгария	2008	519	1 176
Canada	2000	307 379	280 698	1 810	24 153
Canada	2005	315 298	289 477	...	27 463
Канада	2008	325 373	295 716	...	29 657
Croatia	2000
Croatie	2005	19 957	...	142	17 520	335	1 960
Хорватия	2008	21 861	...	153	19 456	306	1 946
Czech Republic	2000	40 490	...	327	31 338	717	8 104
République tchèque	2005	45 836	...	284	36 344	...	9 209
Чешская Республика	2008	51 918	...	295	51 327	...	10 643
Denmark	2000	41 457	107	382	37 685	599	2 147
Danemark	2005	43 992	...	418	40 178	600	2 203
Дания	2008	46 629	...	465	42 688	600	2 288
Estonia	2000	6 441	5 140	169	1 132
Estonie	2005	8 061	6 373	203	1 485
Эстония	2008
Finland	2000	46 710	...	900	39 815	590	6 305
Finlande	2005	51 675	...	900	44 220	580	6 875
Финляндия	2008	53 880	...	900	45 285	580	7 115
France	2000	525 787	...	7 100	482 916	2 863	32 908
France	2005
Франция	2008
Georgia	2000	316	...	5	245	20	47
Géorgie	2005
Грузия	2008
Germany	2000	663 302	3 827	13 017	559 467	3 740	71 830
Allemagne	2005
Греция	2008
Hungary	2000	32 974
Hongrie	2005
Венгрия	2008
Iceland	2000	2 211	2 045	33	133
Islande	2005	2 831	2 580	81	170
Исландия	2008

For notes and code see end of table.

Voir notes et code à la fin du tableau.

См. Примечания и шифр в конце таблицы.

8. Estimated vehicle-kilometres run

8. Estimation des véhicules-kilomètres parcourus

8. Оценка пройденных транспортное средство-километров

millions - число

Country Pays Страна		Total Total Всего	Moped (A)	Motorcycles (B)	Passenger cars (C)	Buses, coaches and trolleybuses (D)	Lorries and road tractors (E)
Israel	2000	36 482	266	353	24 361	1 143	10 359
Israël	2005
Израиль	2008
Kyrgyzstan	2000	2 561	4	26	1 924	239	368
Kirghizistan	2005	2 971	...	20	2 059	561	331
Кыргызстан	2008	3 667	...	16	2 642	549	460
Latvia	2000	7 578	5 731	271	1 576
Lettonie	2005	10 185	7 979	270	1 937
Латвия	2008
Liechtenstein	2000
Liechtenstein	2005	29
Лихтенштейн	2008	224
Lithuania	2000	160	736
Lituanie	2005	8 574	...	62	6 753	110	1 650
Литва	2008	11 035	...	16	8 478	518	1 971
Luxembourg	2000	28	...
Luxembourg	2005
Люксембург	2008
Netherlands	2000	126 660	...	1 680	100 925	610	23 445
Pays-Bas	2005
Нидерланды	2008
Norway	2000	32 669	373	533	26 918	342	4 403
Norvège	2005
Норвегия	2008
Poland	2000	1 923	36 436
Pologne	2005
Польша	2008	1 248	144 877	2 703	29 743
Republic of Moldova	2000	148	161	258
République de Moldova	2005
Республика Молдова	2008
Russian Federation	2000	659	...
Fédération de Russie	2005	5 883	...
Российская Федерация	2008	5 543	...
Slovakia	2000	359	1 220
Slovaquie	2005
Словакия	2008	1 181
Slovenia	2000	13 346	...	78	12 094	135	945
Slovénie	2005	15 519	...	112	13 725	139	1 542
Словения	2008	17 447	...	137	15 170	143	1 996
Spain	2000	104 993	...	647	24 906
Espagne	2005	245 073
Испания	2008
Sweden	2000	69 668	...	733	59 162	900	8 642
Suède	2005	75 196	...	712	63 188	876	10 421
Швеция	2008	76 836	...	828	63 658	852	11 497

For notes and code see end of table.

Voir notes et code à la fin du tableau. См. Примечания и шифр в конце таблицы.

8. Estimated vehicle-kilometres run

8. Estimation des véhicules-kilomètres parcourus

8. Оценка пройденных транспортное средство-километров

millions - число

Country Pays Страна		Total Total Всего	Moped (A)	Motorcycles (B)	Passenger cars (C)	Buses, coaches and trolleybuses (D)	Lorries and road tractors (E)
Switzerland	2000	55 640	266	1 999	48 062	328	5 251
Suisse	2005	58 494	...	2 204	50 464	406	5 420
Швейцария	2008	60 448	...	2 366	51 948	388	5 746
Tajikistan	2000	265	168	1 301
Tadjikistan	2005
Таджикистан	2008
The FYR of Macedonia ¹⁾	2000	35	...
The FYR of Macedonia ¹⁾	2005	690	37	653
The FYR of Macedonia ¹⁾	2008	486	36	450
Turkey	2000	56 151	36 224	3 066	16 861
Turquie	2005	61 129	40 490	3 441	17 198
Турция	2008	69 771	47 502	3 449	18 821
Ukraine	2000	11 848	3 347	2 326	6 175
Ukraine	2005	13 950	4 735	2 391	6 824
Украина	2008	14 979	5 302	2 441	7 236
United Kingdom ²⁾	2000	478 376	...	4 573	429 115	5 158	28 240
Royaume-Uni ²⁾	2005	518 423	...	5 432	477 660	5 232	30 095
Соединенное Королевство ²⁾	2008	528 662	...	5 142	487 134	5 242	31 145
United States	2000	4 420 868	...	16 848	2 543 946	...	1 847 738
États-Unis	2005	4 810 329	...	16 824	2 599 453	10 696	2 183 510
Соединенные Штаты	2008	4 786 189	...	23 310	2 541 070	11 449	2 209 570

Explanation of code - Explication du code - Объяснение шифра

A = Mopeds.

B = Motorcycles

C = Passenger cars, including taxis.

D = Motor coaches, buses and trolleybuses.

E = Lorries and road tractors.

A = Cyclomoteurs.

B = Motocycles.

C = Voitures particulières, y compris les taxis.

D = Autocars, autobus et trolleybus.

E = Camions et tracteurs routiers.

A = Мопеды.

B = Мотоциклы.

C = Легкие автомобили, включая такси.

D = Междугородные и городские автобусы, троллейбусы.

E = Грузовые автомобили и дорожные тягачи.

Country notes - Notes relatives aux pays - Примечания к данным, представляемым странами

1) The former Yugoslav Republic of Macedonia.

2) Data refer to Great Britain.

1) L'ex-République yougoslave de Macédoine.

2) Les données se réfèrent à la Grande-Bretagne.

1) Бывшая Югославская Республика Македония.

2) Данные относятся к Великобритании.

9. Estimates of population and distribution by age group, 2008

9. Estimations de la population et répartition par groupe d'âge, 2008

9. Оценки населения и распределение по возрастным группам, 2008 г.

	Unit Unité Единица	Total	< 5	5 - 9	10 - 14	15 - 19	20 - 24	25 - 64	≥ 65
Albania	1000	3 182.0	232.4	249.5	279.9	308.6	302.2	1 515.7	293.8
Albanie	%	100	7.30	7.84	8.80	9.70	9.50	47.63	9.23
Албания									
Armenia	1000	3 234.0	188.6	185.8	233.2	310.8	316.0	1 656.7	333.6
Arménie	%	100	5.8	5.7	7.2	9.6	9.8	51.2	10.3
Армения									
Austria	1000	8 336.9	396.4	409.6	463.5	501.4	520.1	4 608.0	1 438.0
Autriche	%	100	4.8	4.9	5.6	6.0	6.2	55.3	17.2
Австрия									
Azerbaijan	1000	8 838.5	632.6	651.8	783.8	929.9	913.1	4 374.9	552.4
Azerbaïdjan	%	100	7.2	7.4	8.9	10.5	10.3	49.5	6.3
Азербайджан									
Belarus	1000	9 680.8	475.1	452.2	491.0	688.6	835.5	5 353.7	1 297.8
Bélarus	%	100	4.9	4.7	5.1	7.1	8.6	55.3	13.4
Беларусь									
Belgium	1000	10 710.0	609.1	590.6	608.0	653.2	645.6	5 775.2	1 612.5
Belgique	%	100	5.7	5.5	5.7	6.1	6.0	53.9	15.1
Бельгия									
Bosnia-Herzegovina	1000	3 940.4	181.9	224.7	247.5	255.2	278.2	2 171.5	581.3
Bosnie-Herzégovine	%	100	4.6	5.7	6.3	6.5	7.1	55.1	14.8
Босния и Герцеговина									
Bulgaria	1000	7 623.4	355.9	332.3	334.3	458.3	525.5	4 293.7	1 323.5
Bulgarie	%	100	4.7	4.4	4.4	6.0	6.9	56.3	17.4
Болгария									
Canada	1000	33 327.3	1 801.1	1 794.0	2 014.1	2 257.1	2 287.2	18 617.0	4 512.6
Canada	%	100	5.4	5.4	6.0	6.8	6.9	55.9	13.5
Канада									
Croatia	1000	4 435.7	208.0	219.0	254.3	262.0	292.5	2 418.0	713.3
Croatie	%	100	4.7	4.9	5.7	5.9	6.6	54.5	16.1
Хорватия									
Cyprus	1000	793.1	43.1	42.8	51.2	56.7	64.5	434.8	100.0
Chypre	%	100	5.4	5.4	6.5	7.2	8.1	54.8	12.6
Кипр									
Czech Republic	1000	10 424.3	529.7	457.6	491.2	641.8	703.6	6 065.9	1 534.5
République tchèque	%	100	5.1	4.4	4.7	6.2	6.7	58.2	14.7
Чешская Республика									
Denmark	1000	5 493.6	326.3	331.8	351.0	338.6	309.7	2 972.0	864.3
Danemark	%	100	5.9	6.0	6.4	6.2	5.6	54.1	15.7
Дания									
Estonia	1000	1 340.7	73.1	62.7	63.8	93.5	106.4	711.2	230.0
Estonie	%	100	5.5	4.7	4.8	7.0	7.9	53.0	17.2
Эстония									
Finland	1000	5 313.4	293.3	286.5	313.0	332.5	326.4	2 878.0	883.6
Finlande	%	100	5.5	5.4	5.9	6.3	6.1	54.2	16.6
Финляндия									

9. Estimates of population and distribution by age group, 2008

9. Estimations de la population et répartition par groupe d'âge, 2008

9. Оценки населения и распределение по возрастным группам, 2008 г.

	Unit Unité Единица	Total	< 5	5 - 9	10 - 14	15 - 19	20 - 24	25 - 64	≥ 65
France	1000	64 185.6	3 981.7	3 999.1	3 883.5	4 080.5	4 072.3	33 602.6	10 570.3
France	%	100	6.2	6.2	6.1	6.4	6.3	52.4	16.5
Франция									
Georgia	1000	4 383.7	239.9	232.2	280.2	360.9	360.3	2 273.7	597.6
Géorgie	%	100	5.5	5.3	6.4	8.2	8.2	51.9	13.6
Грузия									
Germany	1000	82 110.1	3 457.1	3 758.6	3 994.7	4 561.3	4 877.7	44 836.8	16 623.9
Allemagne	%	100	4.2	4.6	4.9	5.6	5.9	54.6	20.2
Германия									
Greece	1000	11 237.1	550.4	516.8	539.9	579.6	657.8	6 296.1	2 096.4
Grèce	%	100	4.9	4.6	4.8	5.2	5.9	56.0	18.7
Греция									
Hungary	1000	10 038.2	485.4	481.6	533.7	615.6	651.0	5 638.8	1 480.9
Hongrie	%	100	4.8	4.8	5.3	6.1	6.5	56.2	14.8
Венгрия									
Iceland	1000	317.4	22.5	21.3	22.4	23.8	23.0	167.6	36.8
Islande	%	100	7.1	6.7	7.1	7.5	7.2	52.8	11.6
Исландия									
Ireland	1000	4 425.7	331.1	304.2	283.0	282.2	324.8	2 415.2	485.3
Irlande	%	100	7.5	6.9	6.4	6.4	7.3	54.6	11.0
Ирландия									
Israel	1000	7 308.8	743.2	697.5	633.8	588.5	573.4	3 360.6	711.6
Israël	%	100	10.2	9.5	8.7	8.1	7.8	46.0	9.7
Израиль									
Italy	1000	59 832.2	2 822.4	2 792.4	2 783.1	2 981.3	3 107.1	33 330.4	12 020.8
Italie	%	100	4.7	4.7	4.7	5.0	5.2	55.7	20.1
Италия									
Kazakhstan	1000	15 531.6	1 380.0	1 104.8	1 176.2	1 487.5	1 512.8	7 693.9	1 176.4
Kazakhstan	%	100	8.9	7.1	7.6	9.6	9.7	49.5	7.6
Казахстан									
Kyrgyzstan	1000	5 250.1	559.2	483.7	544.0	581.4	537.7	2 275.0	269.1
Kirghizistan	%	100	10.7	9.2	10.4	11.1	10.2	43.3	5.1
Кыргызстан									
Latvia	1000	2 266.1	110.8	97.6	102.8	161.9	185.5	1 216.5	390.8
Lettonie	%	100	4.9	4.3	4.5	7.1	8.2	53.7	17.2
Латвия									
Liechtenstein	1000	35.5
Liechtenstein	%	100
Лихтенштейн									
Lithuania	1000	3 358.1	155.9	161.1	194.0	257.5	272.8	1 782.1	534.7
Lituanie	%	100	4.6	4.8	5.8	7.7	8.1	53.1	15.9
Литва									
Luxembourg	1000	488.6	28.3	29.5	30.4	28.9	28.9	274.4	68.3
Luxembourg	%	100	5.8	6.0	6.2	5.9	5.9	56.2	14.0
Люксембург									

9. Estimates of population and distribution by age group, 2008

9. Estimations de la population et répartition par groupe d'âge, 2008

9. Оценки населения и распределение по возрастным группам, 2008 г.

	Unit Unité Единица	Total	< 5	5 - 9	10 - 14	15 - 19	20 - 24	25 - 64	≥ 65
Malta	1000	411.9	20.0	21.1	25.1	28.6	29.5	230.3	56.1
Malte	%	100	4.8	5.1	6.1	6.9	7.2	55.9	13.6
Мальта									
Monaco	1000	31.1
Monaco	%	100
Монако									
Montenegro	1000	628.8	38.9	40.4	43.0	46.0	50.1	329.1	81.4
Monténégro	%	100	6.2	6.4	6.8	7.3	8.0	52.3	12.9
Черногория									
Netherlands	1000	16 445.6	938.6	1 010.9	979.9	1 007.6	987.3	9 077.9	2 443.3
Pays-Bas	%	100	5.7	6.1	6.0	6.1	6.0	55.2	14.9
Нидерланды									
Norway	1000	4 768.2	296.1	298.9	314.7	317.4	289.7	2 552.3	699.1
Norvège	%	100	6.2	6.3	6.6	6.7	6.1	53.5	14.7
Норвегия									
Poland	1000	38 125.8	1 855.9	1 838.7	2 170.6	2 664.3	3 138.1	21 319.4	5 138.8
Pologne	%	100	4.9	4.8	5.7	7.0	8.2	55.9	13.5
Польша									
Portugal	1000	10 622.4	532.8	555.9	537.2	579.0	642.5	5 912.9	1 679.4
Portugal	%	100	5.0	5.2	5.1	5.5	6.0	55.7	15.8
Португалия									
Republic of Moldova	1000	3 570.1	187.2	189.4	242.0	319.4	356.0	1 908.8	367.3
République de Moldova	%	100	5.2	5.3	6.8	8.9	10.0	53.5	10.3
Республика Молдова									
Romania	1000	21 513.6	1 073.1	1 078.8	1 119.6	1 429.0	1 689.4	11 921.7	3 202.0
Roumanie	%	100	5.0	5.0	5.2	6.6	7.9	55.4	14.9
Румыния									
Russian Federation	1000	141 956.4	7 570.5	6 562.4	6 825.5	9 733.9	12 668.3	79 352.2	19 243.7
Fédération de Russie	%	100	5.3	4.6	4.8	6.9	8.9	55.9	13.6
Российская Федерация									
Serbia	1000	7 350.2	361.7	370.5	395.7	435.4	492.7	4 031.4	1 262.9
Serbie	%	100	4.9	5.0	5.4	5.9	6.7	54.8	17.2
Сербия									
Slovakia	1000	5 406.6	269.6	264.8	309.1	386.3	432.5	3 093.7	650.5
Slovaquie	%	100	5.0	4.9	5.7	7.1	8.0	57.2	12.0
Словакия									
Slovenia	1000	2 021.3	95.5	90.4	96.3	111.5	133.1	1 164.0	330.5
Slovénie	%	100	4.7	4.5	4.8	5.5	6.6	57.6	16.4
Словения									
Spain	1000	45 555.7	2 391.9	2 208.1	2 090.0	2 278.0	2 753.1	26 259.8	7 574.6
Espagne	%	100	5.3	4.8	4.6	5.0	6.0	57.6	16.6
Испания									
Sweden	1000	9 219.6	531.1	482.5	528.4	639.2	568.9	4 842.7	1 626.7
Suède	%	100	5.8	5.2	5.7	6.9	6.2	52.5	17.6
Швеция									

9. Estimates of population and distribution by age group, 2008

9. Estimations de la population et répartition par groupe d'âge, 2008

9. Оценки населения и распределение по возрастным группам, 2008 г.

	Unit Unité Единица	Total	< 5	5 - 9	10 - 14	15 - 19	20 - 24	25 - 64	≥ 65
Switzerland	1000	7 647.7	372.9	383.6	421.8	455.1	458.0	4 295.5	1 260.8
Suisse	%	100	4.9	5.0	5.5	6.0	6.0	56.2	16.5
Швейцария									
The FYR of Macedonia ¹⁾	1000	2 046.9	112.8	121.2	139.8	157.9	165.1	1 115.2	234.2
The FYR of Macedonia ¹⁾	%	100	5.5	5.9	6.8	7.7	8.1	54.5	11.4
The FYR of Macedonia ¹⁾									
Turkey	1000	71 051.7	5 896.1	6 377.5	6 441.9	6 171.1	6 248.6	34 969.8	4 689.3
Turquie	%	100	8.3	9.0	9.1	8.7	8.8	49.2	6.6
Турция									
Ukraine	1000	46 077.8	2 221.7	1 928.6	2 338.3	3 123.5	3 843.0	25 210.7	7 412.9
Ukraine	%	100	4.8	4.2	5.1	6.8	8.3	54.7	16.1
Украина									
United Kingdom	1000	61 393.5	3 693.0	3 403.8	3 657.3	3 988.5	4 217.0	32 495.9	8 603.6
Royaume-Uni	%	100	6.0	5.5	6.0	6.5	6.9	52.9	14.0
Соединенное Королевство									
United States	1000	304 059.7	21 005.9	20 065.2	20 054.6	21 514.4	21 059.0	161 490.9	38 869.7
États-Unis	%	100	6.9	6.6	6.6	7.1	6.9	53.1	12.8
Соединенные Штаты									
Uzbekistan	1000	27 769.0	2 895.0	2 743.5	2 924.0	3 240.5	2 923.6	11 783.4	1 258.9
Ouzbékistan	%	100	10.4	9.9	10.5	11.7	10.5	42.4	4.5
Узбекистан									

1) The former Yugoslav Republic of Macedonia.

1) L'ex-République yougoslave de Macédoine.

1) Бывшая Югославская Республика Македония.

Annex

Annexe

Приложения

ANNEX

DEFINITIONS¹ AND GENERAL NOTES

A. Definitions relevant to the tables of this Bulletin

Injury accident

Any accident involving at least one road vehicle in motion on a public road or private road to which the public has right of access, resulting in at least one injured or killed person.

Included are: collisions between road vehicles; between road vehicles and pedestrians; between road vehicles and animals or fixed obstacles and with one road vehicle alone. Included are collisions between road and rail vehicles. Multi-vehicle collisions are counted as only one accident provided that any successive collisions happen at very short intervals. Injury accident excludes accidents incurring only material damage.

Fatal accident

Any injury accident resulting in a person killed.

Non-fatal accident

Any injury accident other than a fatal accident.

Casualty Any person killed or injured as a result of an injury accident.

Person killed

Any person killed immediately or dying within 30 days as a result of an injury accident.

Person injured

Any person not killed, but who sustained an injury as result of an injury accident, normally needing medical treatment.

Person seriously injured

Any person injured who was hospitalized for a period of more than 24 hours.

Person slightly injured

Any person injured excluding persons seriously injured.

Driver (involved in an injury accident)

Any person involved in an injury accident who was driving a road vehicle at the time of the accident.

Passenger (involved in an injury accident)

Any person involved in an injury accident, other than a driver, who was in or on a road vehicle, or in the process of getting in or out of a road vehicle.

Pedestrian (involved in an injury accident)

Any person involved in an injury accident other than a passenger or driver as defined above.

Included are occupants or persons pushing or pulling a child's carriage, an invalid chair, or any other small vehicle without an engine. Also included are persons pushing a cycle, moped, roller-skating, skateboarding, skiing or using similar devices.

Accident between road vehicle and pedestrian

Any injury accident involving one or more road vehicle and one or more pedestrian.

Included are accidents irrespective of whether a pedestrian was involved in the first or a later phase of the accident and whether a pedestrian was injured or killed on or off the road.

Single road vehicle accident

Any injury accident in which only one road vehicle is involved. Included are accidents of vehicles trying to avoid collision and veering off the road, or accidents caused by collision with obstruction or animals on the road. Excluded are collisions with pedestrians and parked vehicles.

¹ UNECE, Intersecretariat Working Group on Transport Statistics (IWG), *Glossary for Transport Statistics*, Third Edition (2003), (<http://www.unece.org/trans/main/wp6/transstatglossmain.html>).

Multi-vehicle road accident

Any injury accident involving two or more road vehicles only. The following types of injury accidents involving two or more road vehicles are:

- a) **Rear-end collision:** collision with another vehicle using the same lane of a carriageway and moving in the same direction, slowing or temporarily halted.
Included are collisions with moving vehicles; excluded are collisions with parked vehicles.
- b) **Head-on collision:** collision with another vehicle using the same lane of a carriageway and moving in the opposite direction, slowing or temporarily halted.
Included are collisions with vehicles slowing or temporarily halted; excluded are collisions with parked vehicles.
- c) **Collision due to crossing or turning:** collision with another vehicle moving in a lateral direction due to crossing, leaving or entering a road.
Excluded are collisions with vehicles halted and waiting to turn which should be classified under (a) or (b).
- d) **Other collisions, including collisions with parked vehicles:** collision occurring when driving side by side, overtaking or when changing lanes; or collision with a vehicle which has parked or stopped at the edge of a carriageway, on shoulders, marked parking spaces, footpaths or parking sites, etc.

Included are all collisions not covered by (a), (b) and (c). The constituent element for classification of accidents between vehicles is the first collision on the carriageway, or the first mechanical impact on the vehicle.

B. Other definitions

Within built-up areas

Area with entries and exits designated by appropriate traffic signs.

Outside built-up areas

Any areas excluding areas with entries and exits designated by appropriate traffic signs. Includes motorways, unless elsewhere specified.

Daylight As reported by the police or other authorities.

Darkness As reported by the police or other authorities.

Twilight (or unknown)

A residual category covering cases where daylight conditions were very poor or where no information on light conditions was available.

Dry road surface A road surface not covered by water, snow, ice or other substances.

Other road surface Any other road surface other than a dry road surface.

Motorway

Road, specially designed and built for motor traffic, which does not serve properties bordering on it, and which:

- a) is provided, except at special points or temporarily, with separate carriageways for the two directions of traffic, separated from each other, either by a dividing strip not intended for traffic, or exceptionally by other means;
- b) does not cross at level with any road, railway or tramway track, or footpath;
- c) is specially sign-posted as a motorway and is reserved for specific categories of road motor vehicles.

Entry and exit lanes of motorways are included irrespectively of the location of the sign-posts. Urban motorways are also included.

Urban road

A road within the boundaries of a built-up area, which is an area with entries and exits specially sign-posted as such.

E road

The international "E" network consists of a system of reference roads as laid down in the European Agreement on Main International Arteries, Geneva, 15 November 1975 and its amendments.

Vehicles involved

Vehicles directly involved in accidents, and, so far as possible, those indirectly involved, should be recorded on the statistics report form.

a) Are regarded as being directly involved:

- i) Vehicles of which any occupants were killed or injured as a result of the accident.
- ii) Vehicles colliding with one or more vehicles (in motion, stationary, or parked), with pedestrians, with animals or other obstacles;
- iii) Vehicles whose driver or passengers were injured while alighting from or boarding the vehicle.

b) Are regarded as being indirectly involved:

- i) Vehicles whose movements were considered to have contributed to an accident, but which were not themselves involved.
- ii) Stationary or parked vehicles whose position was considered to have contributed to an accident, but which were not themselves directly involved.

Road vehicle A vehicle running on wheels and intended for use on roads.

Road motor vehicle

A road vehicle fitted with an engine whence it derives its sole means of propulsion, which is normally used for carrying persons or goods or for drawing, on the road, vehicles used for the carriage of persons or goods. The statistics exclude motor vehicles running on rails.

Cycle

Any road vehicle which has at least two wheels and is propelled solely by the muscular energy of the person(s) on that vehicle, in particular by means of a pedal system, lever or handle (e.g. bicycles, tricycles, quadricycles and invalid carriages).

Moped

Any two-wheeled or three-wheeled road vehicle which is fitted with an internal combustion engine having a cylinder capacity not exceeding 50 cc. (3.05 cu. in.) and a maximum design speed not exceeding 50 km (30 miles) per hour.

Motor cycle

Two-wheeled road motor vehicle with or without side-car, including motor scooter, or three-wheeled road motor vehicle not exceeding 400 kg (900 lb.) unladen weight. This term does not include mopeds.

Passenger car

Road motor vehicle, other than a motor cycle, intended for the transport of passengers and seating not more than nine persons (including the driver). The term "passenger car" therefore covers taxis and hired vehicles, provided that they have fewer than ten seats. This category may also include pick-ups.

Motor coach or bus Passenger road motor vehicle, seating more than nine persons (including the driver).

Trolleybus

A passenger road vehicle, seating more than nine persons (including the driver), which is connected to electric conductors and which is not rail-borne.

Tram (street-car)

A passenger road vehicle, seating more than nine persons (including the driver), which is connected to electric conductors and which is rail-borne.

Goods road vehicle Road vehicle designed, exclusively or primarily, to carry goods.

Tractor Road vehicle designed, exclusively or primarily, to haul other road vehicles.

Combination of vehicles Coupled vehicles which travel on the road as a unit.

Articulated vehicle Combination of vehicles comprising a motor vehicle and semi-trailer coupled to the motor vehicle.

Permissible maximum weight

Total of the weight of the vehicle when stationary and ready for the road (including the weight of the driver and of all other persons carried at the same time) and of the weight of the load declared permissible by the competent authority of the country of registration of the vehicle.

Accident with drivers reported under the influence of alcohol, drugs or medication

Any injury accident where at least one driver is reported to be under the influence of alcohol, drugs or medication impairing driving ability, according to national regulations.

C. Departure from the definition of persons killed, and of serious and slight injuries

Significant departures from the commonly agreed definition are as follows:

Austria: As from 1966 till 1991, persons are recorded as killed who die within 3 days as a result of the accident; persons who die later are recorded as injured. Before 1966 and as from 1992, the standard definition was applied whenever possible.

Greece: Persons are recorded as killed who die within 3 days as a result of the accident; persons who die later are recorded as injured.

Latvia: Persons are recorded as killed who die at the scene of the accident or within 7 days; persons who die later are recorded as injured.

Portugal: Persons are recorded as killed who die at the scene of the accident or during or immediately after transport from the scene of the accident; persons who die later are recorded as injured.

Spain: Persons are recorded as killed who die within 24 hours as a result of the accident; persons who die later are recorded as injured.

ANNEXE

DÉFINITIONS² ET NOTES GÉNÉRALES

A. Définitions se rapportant aux tableaux du Bulletin

Accident corporel

Tout accident impliquant au moins un véhicule routier en mouvement, sur une route publique ou sur une route privée à laquelle le public a le droit d'accès, et dans lequel au moins une personne est tuée ou blessée.

Sont visées : les collisions entre véhicules routiers; entre véhicules routiers et piétons; entre véhicules routiers et animaux ou obstacles fixes et dans lesquelles seul un véhicule est impliqué. Sont également visées les collisions entre véhicules routiers et véhicules ferroviaires. Les carambolages sont comptés comme un seul accident à condition qu'il n'y ait que des intervalles de temps très courts entre deux collisions successives quelconques. L'expression accident corporel exclut les accidents n'entraînant que des dommages matériels.

Accident mortel

Tout accident corporel entraînant la mort d'une personne.

Accident non mortel

Tout accident corporel autre qu'un accident mortel.

Victime Toute personne tuée ou blessée suite à un accident corporel.

Personne tuée

Toute personne tuée sur le coup ou décédée des suites d'un accident corporel dans les 30 jours.

Personne blessée

Toute personne qui n'a pas été tuée dans un accident mais a reçu une blessure suite à un accident corporel et nécessite normalement un traitement médical.

Personne gravement blessée

Toute personne blessée et qui a été hospitalisée pendant plus de 24 heures.

Personne légèrement blessée

Toute personne blessée, à l'exception des personnes gravement blessées.

Conducteur (impliqué dans un accident de la route)

Toute personne impliquée dans un accident corporel et qui conduisait un véhicule routier au moment de l'accident.

Passager (impliqué dans un accident de la route)

Toute personne, autre que le conducteur, impliquée dans un accident corporel et qui se trouvait dans ou sur un véhicule routier, ou y embarquait ou en débarquait.

Piéton (impliqué dans un accident de la route)

Toute personne, autre qu'un conducteur ou un passager au sens des définitions ci-dessus, impliquée dans un accident corporel.

Sont visés les occupants ou les personnes poussant ou tirant ou traînant une voiture d'enfant ou d'infirme, ou tout autre véhicule de petites dimensions et sans moteur. Sont également visées les personnes conduisant à la main et en marchant un cycle ou un cyclomoteur, faisant du patin à roulettes, de la planche à roulettes, skiant ou utilisant des accessoires analogues.

Accident entre véhicule routier et piéton

Tout accident corporel impliquant un ou plusieurs véhicules routiers et un ou plusieurs piétons.

Sont visés les accidents, qu'un piéton ait été impliqué dans la phase initiale ou dans une phase ultérieure de l'accident, et qu'un piéton ait été blessé ou tué sur la route ou en dehors de la route.

² CEE-ONU, Groupe de travail intersecrétariat des statistiques de transport (IWG), *Glossaire des Statistiques de Transport*, Troisième édition (2003), (<http://www.unece.org/trans/main/wp6/transstatglossmain.html>).

Accident dans lequel un seul véhicule routier est impliqué

Tout accident corporel dans lequel un seul véhicule routier est impliqué.

Sont visés les accidents impliquant des véhicules tentant d'éviter une collision et sortant de la route, ou les accidents causés par une collision avec des obstacles ou des animaux se trouvant sur la route. Les collisions avec des piétons ou des véhicules en stationnement sont exclues.

Carambolage

Tout accident corporel impliquant uniquement plusieurs véhicules routiers. Les types d'accidents corporels impliquant plusieurs véhicules routiers sont les suivants :

a) Collision arrière: collision avec un autre véhicule empruntant la même voie d'une chaussée et se déplaçant dans le même sens, qui ralentit ou est temporairement immobilisé. Sont visées les collisions avec des véhicules en mouvement; à exclure : collisions avec des véhicules en stationnement.

b) Collision frontale: collision avec un autre véhicule empruntant la même voie d'une chaussée et se déplaçant dans le sens opposé, ralentissant ou temporairement immobilisé en raison des conditions de circulation.

Sont visées les collisions avec des véhicules ralentissant ou temporairement immobilisés; à exclure: collisions avec des véhicules en stationnement.

c) Collision avec un véhicule qui traverse la route ou tourne: collision latérale avec un autre véhicule se déplaçant pour traverser, quitter ou emprunter une route.

À exclure: collisions avec des véhicules qui se sont arrêtés et attendent de pouvoir tourner, à classer sous a) ou b).

d) Autres collisions, y compris collisions avec des véhicules en stationnement: collisions entre véhicules roulant côte à côte, ou avec des véhicules effectuant un dépassement ou changeant de voie, ou collisions avec un véhicule garé ou arrêté au bord d'une voie, sur un accotement, des places de stationnement marquées, des chemins pour piétons ou des parcs de stationnement, etc.

Sont visées ici toutes les collisions autres que celles dont il est question en a), b) et c). L'élément à retenir pour la classification des accidents entre véhicules est la première collision sur la chaussée ou le premier impact mécanique sur le véhicule.

B. Autres définitions

Dans les agglomérations

Espace délimité des entrées et des sorties signalées par des panneaux appropriés.

En dehors des agglomérations

Tous espaces, à l'exception de ceux qui sont délimités par des entrées et des sorties signalées par des panneaux appropriés. Sauf indication contraire, les autoroutes sont incluses.

En plein jour S'en remettre aux indications de la police ou d'autres autorités.

Dans l'obscurité S'en remettre aux indications de la police ou d'autres autorités.

Au crépuscule (ou indéterminé)

Catégorie résiduelle couvrant les cas où les conditions diurnes étaient très mauvaises ou pour lesquels l'on ne disposait pas d'informations sur les conditions de luminosité.

Route sèche

Un revêtement routier non recouvert d'eau, de neige, de glace ou d'autres substances.

Autre état de la route

Tout état autre que celui d'une route sèche.

Autoroute

Route, spécialement conçue et construite pour la circulation automobile, qui ne dessert pas les propriétés riveraines et qui:

- a) sauf en des points singuliers ou à titre temporaire, comporte, pour les deux sens de circulation, des chaussées distinctes séparées l'une de l'autre par une bande de terrain non destinée à la circulation ou, exceptionnellement, par d'autres moyens;
- b) ne croise à niveau ni route, ni voie de chemin de fer ou de tramway, ni chemin pour la circulation de piétons;

- c) est spécialement signalée comme étant une autoroute et est réservée à certaines catégories de véhicules routiers automobiles.

Les voies d'entrées et de sorties des autoroutes sont incluses quel que soit l'emplacement de la signalisation. Les autoroutes urbaines sont également incluses.

Route urbaine

Route à l'intérieur des limites d'une agglomération, les entrées et sorties d'agglomération faisant l'objet d'une signalisation spécifique.

Route E

Le réseau international «E» est constitué d'un système de routes repères tel qu'établi par l'Accord européen sur les Grandes Routes de trafic international à Genève, en date du 15 novembre 1975, et ses amendements.

Véhicules impliqués

Les véhicules qui sont directement impliqués dans les accidents, et, autant que possible, ceux qui le sont indirectement, doivent être inscrits sur le formulaire statistique.

a) Sont considérés comme directement impliqués:

- i) Les véhicules dont l'un quelconque des occupants a été tué ou blessé par suite de l'accident.
- ii) Les véhicules entrés en collision avec un ou plusieurs véhicules (en mouvement, à l'arrêt ou stationnement), avec des piétons, des animaux ou d'autres obstacles;
- iii) Les véhicules dont le conducteur ou les passagers ont été blessés en descendant du véhicule ou en y montant.

b) Sont considérés comme indirectement impliqués:

- i) Les véhicules dont les mouvements ont été jugés avoir contribué à un accident mais qui ne sont pas eux-mêmes directement impliqués.
- ii) Les véhicules à l'arrêt ou en stationnement dont la position a été jugée avoir contribué à un accident mais qui ne sont pas eux-mêmes directement impliqués.

Véhicule routier Véhicule à roues destiné à être utilisé sur les routes.

Véhicule routier automobile

Véhicule routier pourvu d'un moteur constituant son seul moyen de propulsion, qui sert normalement au transport de personnes ou de marchandises ou à la traction sur route de véhicules utilisés pour le transport de personnes ou de marchandises. Les statistiques excluent les véhicules circulant sur rails.

Cycle

Véhicule routier à deux roues au moins qui est propulsé exclusivement par l'énergie musculaire des personnes se trouvant sur ce véhicule, notamment à l'aide de pédales, d'un levier ou de manivelles (bicyclettes, tricycles, quadricycles et voitures d'infirme par exemple).

Cyclomoteur

Véhicule routier à deux ou trois roues qui est pourvu d'un moteur de cylindrée inférieure à 50 cm³ et dont la vitesse est limitée, par construction, conformément aux réglementations nationales en vigueur.

Motocycle

Véhicule routier automobile à deux roues avec ou sans side-car, y compris les scooters, ou tout véhicule routier automobile à trois roues dont le poids à vide n'excède pas 400 kg. Tous les véhicules de ce genre dont la cylindrée est égale ou supérieure à 50 cm³ ainsi que ceux dont la cylindrée est inférieure à 50 cm³ mais qui ne relèvent pas de la catégorie des cyclomoteurs sont inclus.

Voiture particulière

Véhicule routier automobile autre qu'un motocycle, destiné au transport de voyageurs et conçu pour un nombre de places assises (y compris celle du conducteur) égal au maximum à neuf. Le terme «voiture particulière» couvre donc les voitures (qui se conduisent sans permis), les taxis et les voitures de location à condition qu'elles aient moins de dix places assises. Cette catégorie peut inclure également les camionnettes pick-up.

Autocar et autobus

Véhicule routier automobile pour le transport de voyageurs conçu pour un nombre de places assises (y compris celle du conducteur) supérieur à neuf.

Trolleybus

Véhicule routier pour le transport de voyageurs conçu pour plus de neuf places assises (y compris celle du conducteur), relié à un conducteur électrique et ne circulant pas sur rails.

Tramway

Véhicule routier pour le transport de voyageurs conçu pour plus de neuf places assises (y compris celle du conducteur), relié à un conducteur électrique ou possédant un moteur diesel et circulant sur rails.

Véhicule routier pour le transport de marchandises

Véhicule routier conçu, exclusivement ou principalement, pour le transport de marchandises.

Tracteur routier

Véhicule routier automobile conçu, exclusivement ou principalement, pour le remorquage d'autres véhicules routiers non automobiles (essentiellement semi-remorques). Les tracteurs agricoles ne sont pas inclus dans cette catégorie.

Ensemble de véhicules Véhicules couplés qui participent à la circulation routière comme une unité.

Ensemble articulé Semi-remorque couplée à un tracteur routier.

Poids maximum autorisé

Total du poids du véhicule (ou d'une combinaison de véhicules) à l'arrêt et en ordre de marche, et du poids du chargement, déclaré admissible par l'autorité compétente du pays d'immatriculation du véhicule.

Accident dans lequel il a été signalé que les conducteurs se trouvaient sous l'effet de l'alcool, de drogues ou de médicaments

Tout accident corporel pour lequel il est signalé qu'au moins un conducteur était sous l'effet de l'alcool, de drogues ou de médicaments altérant son aptitude à la conduite, aux termes des règlements nationaux.

C. Divergences des définitions des personnes tuées, et des personnes avec des blessures graves et des blessures légères

Les divergences importantes par rapport aux définitions communément adoptées sont les suivantes:

Autriche: A partir de 1966 jusqu'à 1991, les personnes dont le décès survient dans les 3 jours suivant l'accident sont comptées comme tuées; celles dont le décès survient plus tard sont comptées comme blessées. A partir de 1992, la définition normalisée était appliquée.

Espagne: Les personnes dont le décès survient dans les 24 heures suivant l'accident sont comptées comme tuées; celles dont le décès survient plus tard sont comptées comme blessées.

Grèce: Les personnes dont le décès survient dans les 3 jours suivant l'accident sont comptées comme tuées; celles dont le décès survient plus tard sont comptées comme blessées.

Lettonie: Les personnes dont le décès survient sur le lieu de l'accident ou dans les 7 jours suivant l'accident sont comptées comme tuées; celles dont le décès survient plus tard sont comptées comme blessées.

Portugal: Les personnes dont le décès survient sur le lieu de l'accident, pendant leur transfert hors du lieu de l'accident ou immédiatement après celui-ci, sont comptées comme tuées; Les personnes dont le décès survient plus tard sont comptées comme blessées.

ПРИОЖЕНИЕ
ОПРЕДЕЛЕНИЯ³ И ОБЩИЕ ЗАМЕЧАНИЯ

А. Определения, касающиеся таблиц этого Бюллетеня

Дорожно-транспортное происшествие с нанесением травмы

Любое дорожно-транспортное происшествие с участием по крайней мере одного дорожного транспортного средства, движущегося по дороге общего пользования или частной дороге, открытой для общего пользования, в результате которого ранен или погиб по крайней мере один человек. Включаются столкновения между дорожными транспортными средствами; между дорожными транспортными средствами и пешеходами; между дорожными транспортными средствами и животными или неподвижными препятствиями и столкновения с участием только одного дорожного транспортного средства. Включаются столкновения между автодорожными и железнодорожными транспортными средствами. Столкновения с участием нескольких транспортных средств учитываются как одно дорожно-транспортное происшествие при условии, что последовательные столкновения происходят с весьма короткими интервалами. Из дорожно-транспортных происшествий с нанесением травмы исключаются дорожно-транспортные происшествия с нанесением только материального ущерба.

Дорожно-транспортное происшествие со смертельным исходом

Любое дорожно-транспортное происшествие с нанесением травмы, в результате которого погиб человек.

Дорожно-транспортное происшествие без смертельного исхода

Любое дорожно-транспортное происшествие с нанесением травмы, кроме дорожно-транспортного происшествия со смертельным исходом.

Потерпевший

Любой погибший или раненый в результате дорожно-транспортного происшествия с нанесением травмы.

Погибший

Любой погибший на месте или скончавшийся в течение 30 дней в результате дорожно-транспортного происшествия с нанесением травмы.

Раненый

Любой человек, не погибший, но получивший ранение в результате дорожно-транспортного происшествия с нанесением травмы и нуждающийся в обычном медицинском лечении.

Тяжелораненый

Любой раненый, который был госпитализирован на период свыше 24 часов.

Легкораненый

Любой раненый, за исключением тяжелораненого.

Водитель (причастный к дорожно-транспортному происшествию с нанесением травмы)

Любой участник дорожно-транспортного происшествия с нанесением травмы, управлявший дорожным транспортным средством на момент дорожно-транспортного происшествия.

Пассажир (причастный к дорожно-транспортному происшествию с нанесением травмы)

Любой участник дорожно-транспортного происшествия с нанесением травмы, кроме водителя, находившийся внутри дорожного транспортного средства или на нем или садившийся внутрь дорожного транспортного средства или высаживавшийся из него.

³ ЕЭК ООН, Межсекретариатская рабочая группа по статистике транспорта (МРГ), *Глоссарий по статистике транспорта*, Третье издание (2003), (<http://www.unecce.org/trans/main/wp6/transstatglossmain.html>).

Пешеход (причастный к дорожно-транспортному происшествию с нанесением травмы)

Любой участник дорожно-транспортного происшествия с нанесением травмы; кроме пассажира или одителя, определенных выше.

Включаются лица, находящиеся в детской или инвалидной коляске или любом другом небольшом средстве передвижения без двигателя, или лица, толкающие или тянущие вышеуказанные транспортные средства. Также включаются лица, толкающие велосипед, мопед, передвигающиеся на роликовых коньках, роликовой доске, на лыжах или при помощи аналогичных средств.

Дорожно-транспортное происшествие с участием дорожного транспортного средства и пешехода

Любое дорожно-транспортное происшествие с нанесением травмы, участниками которого являются одно или несколько дорожных транспортных средств и один или несколько пешеходов.

Включаются дорожно-транспортные происшествия независимо от того, оказался ли пешеход участником дорожно-транспортного происшествия на его первом или последующем этапе, и независимо от того, был ли пешеход ранен или погиб на дороге или вне проезжей части.

Дорожно-транспортное происшествие с участием одного дорожного транспортного средства

Любое дорожно-транспортное происшествие с нанесением травмы, в котором участвует только дорожное транспортное средство.

Включаются дорожно-транспортные происшествия с участием транспортных средств, пытающихся избежать столкновения и сворачивающих с проезжей части, или дорожно-транспортные происшествия, вызванные столкновением с препятствием или животными на дороге. Исключаются столкновения с пешеходами и транспортными средствами, находящимися на стоянке.

Дорожно-транспортное происшествие с участием нескольких дорожных транспортных средств

Любое дорожно-транспортное происшествие с нанесением травмы; участниками которого являются два дорожных транспортных средства или более. Выделяются следующие типы дорожно-транспортных происшествий с нанесением травмы, участниками которых являются два дорожных транспортных средства или более:

- а) Заднее столкновение:** столкновение с другим транспортным средством, следующим по той же полосе проезжей части и движущимся в том же направлении, которое снизило скорость или временно остановилось. Включаются столкновения с движущимися транспортными средствами; исключаются столкновения с транспортными средствами, находящимися на стоянке.
- б) Лобовое столкновение:** столкновение с другим транспортным средством, следующим по той же полосе проезжей части и движущимся в противоположном направлении, которое ввиду условий дорожного движения снизило скорость или временно остановилось. Включаются столкновения с транспортными средствами, которые снижают скорость или временно остановились; исключаются столкновения с транспортными средствами, находящимися на стоянке.
- в) Столкновение, вызванное пересечением дороги или поворотом:** столкновение с другим транспортным средством, движущимся под углом к траектории движения первого транспортного средства, вызванное пересечением дороги, выездом с дороги или въездом на дорогу. Исключаются столкновения с остановившимися для поворота транспортными средствами, которые следует классифицировать как а) или б).
- г) Прочие столкновения, включая столкновение с транспортными средствами, находящимися на стоянке:** столкновение, происходящее при движении транспортных средств бок о бок, при обгоне или смене рядов; или столкновение с транспортным средством, которое находилось на стоянке или остановилось на краю проезжей части, на обочине, на специально обозначенных стояночных местах, на тротуаре или площадках для стоянки и т.д.

Включаются все столкновения, не охваченные пунктами а), б) и в). Составным элементом классификации дорожно-транспортных происшествий с участием транспортных средств является момент первого столкновения на проезжей части или момент первого механического воздействия на транспортное средство.

В. Прочие определения

В пределах населенных пунктов

Пункт, въезд в который и выезд из которого обозначены соответствующими дорожными знаками.

За пределами населенных пунктов

Любые участки, кроме пунктов, въезды в которые и выезды из которых обозначены соответствующими дорожными знаками.

Светлое время суток

В соответствии с протоколом полиции или других компетентных органов.

Темное время суток

В соответствии с протоколом полиции или других компетентных органов.

Сумерки (или условия не известны)

Остаточная категория, охватывающая случаи, когда условия естественного освещения являются очень плохими или не имеется никакой информации о состоянии освещенности.

Сухая дорожная поверхность

Поверхность дороги, на которой нет воды, снега, льда или прочих веществ.

Прочая дорожная поверхность

Любая другая дорожная поверхность, кроме сухой дорожной поверхности.

Автомагистраль

Дорога, которая специально построена и предназначена для движения автотранспортных средств, которая не обслуживает придорожных владений и которая:

- a) за исключением отдельных мест или временных ограничений, имеет для обоих направлений движения отдельные проезжие части, отделенные друг от друга разделительной полосой, не предназначенной для движения или, в исключительных случаях, другими средствами;
- b) не имеет пересечения на одном уровне ни с дорогами, ни с железнодорожными или трамвайными путями, ни с пешеходными дорожками;
- c) специально обозначена в качестве автомагистрали и предназначена для использования конкретных категорий дорожных механических транспортных средств.

Полосы для въезда и выезда с автомагистрали включаются независимо от места нахождения дорожного знака. Включаются также городские автомагистрали.

Городская дорога

Дорога в пределах населенного пункта, въезды и выезды из которого обозначены с помощью специальных знаков.

Дорога категории E

Международная сеть дорог категории "E" состоит из системы дорог, указанных в Европейском соглашении о международных автомагистралях, Женева, 15 ноября 1975 года, и в поправках к нему.

Причастные транспортные средства

Транспортные средства, непосредственно причастные к дорожно-транспортным происшествиям, и, по возможности, дорожно-транспортные средства, косвенно связанные с дорожно-транспортным происшествием, должны включаться в статистическую отчетную форму.

a) Непосредственно причастными считаются:

- i) Транспортные средства, одно из или находящихся в котором погибло или было ранено в результате дорожно-транспортного происшествия;
- ii) Транспортные средства, столкнувшиеся с одним или несколькими транспортными средствами (находящимися в движении, остановившимися или находящимися на стоянке), наехавшие на пешеходов, на животных или на другие препятствия;
- iii) Транспортные средства, водитель или пассажиры которых получили ранение при высадке или посадке в транспортное средство.

b) Косвенно причастными к дорожно-транспортному происшествию считаются:

- i) Транспортные средства, движение которых рассматривается как содействовавшее дорожно-транспортному происшествию, но которые сами не были непосредственно причастны к нему;
- ii) Остановившиеся или находящиеся на стоянке транспортные средства, положение которых рассматривается как содействовавшее дорожно-транспортному происшествию, но которые сами непосредственно в него вовлечены не были.

Дорожное транспортное средство

Транспортное средство на колесах, предназначенное для использования на дорогах.

Дорожное механическое транспортное средство

Дорожное транспортное средство, оборудованное двигателем, который является единственным средством для приведения его в движение, и обычно используемое для перевозки пассажиров или грузов или для буксировки на дорогах транспортных средств, используемых для перевозки пассажиров или грузов. Из этих статистических данных исключаются механические транспортные средства, передвигающиеся по рельсам.

Велосипед

Дорожное транспортное средство, которое имеет два или более колес и приводится в движение исключительно мускульной энергией лиц, находящихся в этом транспортном средстве, в частности с помощью системы педалей, рычага или рукоятки (например, двухколесный, трехколесный, четырехколесный велосипеды, а также инвалидные коляски).

Мопед

Двух- или трехколесное дорожное транспортное средство, которое оборудовано двигателем с рабочим объемом цилиндров менее 50 см³ (3,05 дюйма³) и максимально разрешенная конструктивная скорость которого соответствует национальным правилам.

Мотоцикл

Двухколесное дорожное механическое транспортное средство с прицепной коляской или без нее, включая мотороллер или трехколесное дорожное механическое транспортное средство, порожний вес которого не превышает 400 кг (900 фунтов). Включаются все такие транспортные средства с рабочим объемом цилиндров 50 см³ или более, а также транспортные средства, рабочий объем цилиндров которых составляет менее 50 см³ и которые не подпадают под определение мопеда.

Пассажирский автомобиль

Дорожное механическое транспортное средство, иное, чем мотоцикл, предназначенное для перевозки пассажиров и имеющее не более девяти сидячих мест (включая место водителя). Иными словами, термин "пассажирский автомобиль" охватывает микроавтомобили (для вождения которых не требуется водительских удостоверений), такси и взятые напрокат пассажирские автомобили при условии, что они имеют менее десяти сидячих мест. В эту категорию могут также входить пикапы.

Автобус дальнего следования или городской автобус

Пассажирское дорожное механическое транспортное средство, предназначенное для перевозки пассажиров и имеющее более девяти сидячих мест (включая место водителя).

Троллейбус

Пассажирское дорожное транспортное средство, которое предназначено для перевозки пассажиров, имеет более девяти сидячих мест (включая место водителя), соединено с электрическими проводами и не передвигается по рельсам.

Трамвай

Пассажирское дорожное транспортное средство, которое предназначено для перевозки пассажиров, имеет более девяти сидячих мест (включая место водителя), соединено с электрическими проводами или приводится в движение с помощью дизельного двигателя и передвигается по рельсам.

Грузовое дорожное транспортное средство

Дорожное транспортное средство, предназначенное исключительно или преимущественно для перевозки грузов.

Дорожный тягач

Дорожное механическое транспортное средство, предназначенное исключительно или преимущественно для буксировки других дорожных транспортных средств, которые не имеют механического привода (в основном полуприцепы). Исключаются сельскохозяйственные тракторы.

Состав транспортных средств

Сцепленные транспортные средства, которые участвуют в дорожном движении как одно целое.

Сочлененное транспортное средство

Дорожный тягач, сцепленный с полуприцепом.

Полная масса транспортного средства (разрешенная максимальная масса)

Общая масса неподвижного транспортного средства, готового к движению (или состава транспортных средств), включая находящийся на нем груз, объявленная допустимой компетентным органом страны регистрации.

Дорожно-транспортное происшествие с участием водителей, которые, согласно протоколу, находились в состоянии алкогольного опьянения, под воздействием наркотиков или медикаментов

Любое дорожно-транспортное происшествие с нанесением травмы, при котором по крайней мере один водитель, согласно протоколу, находился в состоянии алкогольного опьянения, под воздействием наркотиков или медикаментов, в соответствии с национальными правилами.

С. Отклонения от определения погибших и тяжелых и легких ранений

Значительные отклонения от общепринятого определения являются следующие:

Австрия: Начиная с 1966 года и до 1991 года, погибшими считаются лица, смерть которых наступает в течение трех дней после происшествия; лица, смерть которых наступает позднее, считаются ранеными. С 1992 года, применялось по мере возможности унифицированное.

Греция: Погибшими считаются лица, смерть которых наступает в течение трех дней после происшествия; лица, смерть которых наступает позднее, считаются ранеными.

Испания: Погибшими считаются лица, смерть которых наступает в течение 24 часов после происшествия; лица, смерть которых наступает позднее, считаются ранеными.

Латвия: Погибшими считаются лица, смерть которых наступает на месте происшествия или в течение 7 дней после него; лица, смерть которых наступает позднее, считаются ранеными.

Португалия: Погибшими считаются лица, смерть которых наступает на месте происшествия, во время их перевозки с этого места или немедленно после перевозки; лица, смерть которых наступает позднее, считаются ранеными.