

ECONOMIC COMMISSION FOR EUROPE, GENEVA

STATISTICS OF

ROAD TRAFFIC ACCIDENTS

IN EUROPE AND NORTH AMERICA

COMMISSION ÉCONOMIQUE POUR L'EUROPE, GENÈVE

STATISTIQUES DES

ACCIDENTS DE LA CIRCULATION ROUTIÈRE

EN EUROPE ET EN AMÉRIQUE DU NORD

ЕВРОПЕЙСКАЯ ЭКОНОМИЧЕСКАЯ КОМИССИЯ, ЖЕНЕВА

СТАТИСТИКА

ДОРОЖНО-ТРАНСПОРТНЫХ ПРОИСШЕСТВИЙ

В ЕВРОПЕ И СЕВЕРНОЙ АМЕРИКЕ

Vol. LI - Том LI

2007

UNITED NATIONS
New York and Geneva



NATIONS UNIES
New York et Genève

ОРГАНИЗАЦИЯ ОБЪЕДИНЕННЫХ НАЦИЙ
Нью-Йорк и Женева

2007

The designations employed and the presentation of the material in this publication do not imply the expression of any opinion whatsoever on the part of the Secretariat of the United Nations concerning the legal status of any country, territory, city or area, or of its authorities, or concerning the delimitation of its frontiers or boundaries.

Les appellations employées dans la présente publication et la présentation des données qui y figurent n'impliquent de la part du Secrétariat de l'Organisation des Nations Unies aucune prise de position quant au statut juridique des pays, territoires, villes ou zones, ou de leurs autorités, ni quant au tracé de leurs frontières ou limites.

Употребляемые обозначения и изложение материала в настоящем издании не означают выражения со стороны Секретариата Организации Объединенных Наций какого бы то ни было мнения относительно правового статуса страны, территории, города или района, или их властей, или относительно делимитации их страны.

The Working Party on Transport Statistics, at its fifty-fifth session (9-11 June 2004), decided to make available its annual publications on the Internet site of the UNECE Transport Division as pdf documents free of charge (TRANS/WP.6/147, para.41). Hence, until further notice, this document will be published only on the Internet.

Le Groupe de travail des Statistiques des transports, à sa cinquante-cinquième session (9-11 juin 2004) a décidé de rendre accessible gratuitement sur le site Internet de la Division des Transports CEE-ONU ses publications annuelles en format pdf (TRANS/WP.6/147, para.41). Dorénavant, et jusqu'à nouvel ordre, ce document ne sera publié que sur le site Internet.

Рабочая группа по статистике транспорта в ходе работы 55-й сессии (9-11 июня 2004 года) приняла решение о бесплатном доступе к своим ежегодным публикациям в системе Интернет в виде документов в формате pdf (TRANS/WP.6/147, para.41). Таким образом, с настоящего времени и до принятия иного решения, данная публикация будет доступна только в Интернете.

Introduction

The present edition is the 51th edition of the *Statistics of Road Traffic Accidents in Europe and North America* and contains the basic statistics on this issue provided by the Governments members of the United Nations Economic Commission for Europe (UNECE).

Issued simultaneously in English, French and Russian, this publication is used by government services and officials for the analysis of accidents and patterns of accidents and for planning future improvements in road traffic safety. This is of great overall relevance for UNECE countries as over the decade 1994-2004 there were annually on average over 150 000 persons killed and about 6 million persons injured in 4 million road accidents in the UNECE region. For this reason, a wider international audience, including, the private sector, journalists, researchers, students and the general public also use this publication.

Statistics of Road Traffic Accidents in Europe and North America has three basic parts and an Annex. The first part presents charts and summary tables that show the overall situation and developments regarding road traffic accidents and casualties in the UNECE countries. The second part provides detailed statistics on road traffic accidents and includes specific circumstances of accidents such as location, time of occurrence, road condition, personal injuries and deaths, as well as accidents provoked by the influence of alcohol. The third part of the publication shows background statistics on countries' vehicle fleets, and estimates of vehicle-kilometres run and population by age group. The Annex contains definitions.

As readers may know, cross-country comparability of data is not always perfect. However, every effort has been made to harmonise the definitions and ensure international comparability. Additionally, an Inter-secretariat Working Group, composed of representatives of the UNECE, the European Conference of Ministers of Transport (ECMT) and the Statistical Office of the European Community (EUROSTAT), is preparing a common questionnaire, containing also common definitions, which will harmonize collection of this data further and avoid duplication of efforts in the various organizations. This work is supervised by the UNECE Inland Transport Committee and, more particularly, by its Working Party on Transport Statistics (WP.6). Details of this work can be found in: <http://www.unece.org/trans/main/wp6/wp6.html>.

I hope that the *Statistics of Road Traffic Accidents in Europe and North America* is a useful publication in its present form. Any comments on the data or the presentation will be most welcome.

Marek Belka
Executive Secretary
United Nations Economic Commission for Europe

Introduction

Cette 51^{ème} édition des *Statistiques des accidents de la circulation routière en Europe et en Amérique du Nord* contient les données de base sur cette question fournies par les Gouvernements membres de la Commission économique des Nations Unies pour l'Europe (CEE-ONU).

Cette publication, éditée simultanément en anglais, français et russe, est utilisée par les services gouvernementaux et les chargés d'analyse des chiffres des accidents et des types d'accidents ainsi que des améliorations qu'il convient d'apporter à la sécurité routière. Elle relève une importance particulière dans les pays de la CEE-ONU, étant donné qu'au cours de la décennie 1994-2004, on a pu compter en moyenne 150 000 tués et environ 6 millions de blessés dans 4 millions d'accidents de la route par an dans la région. C'est pourquoi, l'audience internationale de cette publication s'étend au secteur privé, aux journalistes, aux chercheurs, aux étudiants et au grand public qui l'utilisent également.

La publication *Statistiques des accidents de la circulation routière en Europe et en Amérique du Nord* est composée de trois parties essentielles et d'une annexe. La première partie contient des graphiques et des tableaux synthétiques qui montrent la situation globale et l'évolution des accidents de la circulation routière et des victimes dans la région de la CEE-ONU. La deuxième partie fournit des statistiques détaillées sur les accidents de la circulation routière et comprend les circonstances particulières des accidents comme le lieu et l'heure où l'accident est survenu, les conditions de la route, la gravité des blessures et les décès, ainsi que les accidents dus à l'excès d'alcool. La troisième partie de la publication montre les données statistiques quant au nombre de véhicules en circulation dans les pays et les estimations de kilomètres par véhicule et par personne selon les tranches d'âge. L'Annexe contient les définitions.

Comme le lecteur sait bien, la comparaison des données inter-pays ne reflète pas toujours parfaitement la réalité. Toutefois, tout a été fait pour harmoniser autant que possible les définitions et permettre la comparaison internationale. En outre, un Groupe de travail inter-secrétariat, composé des représentants de la CEE-ONU, de la Conférence Européenne des Ministres des Transports (CEMT) et du Bureau des Statistiques de la Communauté européenne (EUROSTAT), prépare un questionnaire commun, contenant des définitions communes, qui permettra d'harmoniser davantage la collecte de données et d'éviter de refaire les mêmes opérations de collectes dans chacune de ces organisations. Ces travaux sont supervisés par le Comité des transports intérieurs (CTI) et, plus particulièrement par son Groupe de travail sur les Statistiques en matière de transport (WP.6). Les détails de ces travaux se trouvent sur: <http://www.unece.org/trans/main/wp6/wp6.html>.

J'espère que les *Statistiques des accidents de la circulation routière en Europe et en Amérique du Nord* présentées ainsi, vous seront utiles. Vos observations sur les données ou la présentation seront bien entendu très appréciées.

Marek Belka
Secrétaire exécutif
Commission économique des Nations Unies pour l'Europe

Предисловие

Настоящее издание *Статистики дорожно-транспортных происшествий в Европе и Северной Америке* является 51-м по счету и содержит основные статистические данные по данной теме, предоставленные правительствами государств-членов Европейской экономической комиссии Организации Объединенных Наций (ЕЭК ООН).

Изданная на трех языках (английском, французском и русском), публикация используется государственными службами и служащими для анализа происшествий и их видов и для планирования дальнейшего повышения безопасности дорожного движения. Данное издание крайне актуально для стран-членов ЕЭК ООН, где за период с 1994 по 2004 год среднегодовое количество пострадавших составило 150 000 погибшими и около 6 миллионов ранеными в результате 4 миллионов дорожных происшествий. По этой же причине публикация используется широкой публикой, которая включает в себя представителей частного сектора, журналистов, исследователей, студентов и общественность.

Статистика дорожно-транспортных происшествий в Европе и Северной Америке состоит из трех основных разделов и приложения. Первая часть состоит из графиков и сводных таблиц, включающих обобщенную информацию о развитии ситуации в области дорожно-транспортных происшествий и пострадавших в их результате в странах-членах ЕЭК ООН. Вторая часть включает в себя подробные статистические данные о дорожно-транспортных происшествиях, а также данные об обстоятельствах происшествий, таких как место, время, дорожные условия, травмы или смертельный исход, в том числе в отношении аварий, произошедших вследствие употребления алкоголя. Третья часть публикации посвящена статистическим данным о парке транспортных средств по странам, оценке пробега (единица измерения - транспортное средство-километр), а также о населении по возрастным группам. Определения приводятся в приложении.

Возможно, читатели знают о том, что сопоставимость данных по странам не всегда точна. Тем не менее, мы попытались максимально согласовать определения и обеспечить сравнимость данных на международном уровне. Кроме этого, Межсекретариатская рабочая группа, состоящая из представителей ЕЭК ООН, Европейской Конференции Министров Транспорта (ЕКМТ) и Евростата, готовит к выпуску общий вопросник, который будет содержать определения, способствующие дальнейшему согласованию статистических данных и направленные на избежание дублирования усилий по их сбору различными организациями. Эта работа контролируется Комитетом по внутреннему транспорту ЕЭК ООН, в частности, его Рабочей группой по статистике транспорта (WP.6). Более подробная информация о ее работе помещена на вебсайте <http://www.unece.org/trans/main/wp6/wp6.html> в Интернете.

Надеюсь, что данная редакция *Статистики дорожно-транспортных происшествий в Европе и Северной Америке* окажется полезной. Будем благодарны за любые комментарии по поводу использованных в ней данных и формы, в которой они представлены.

Марек Белька
Исполнительный секретарь
Европейская Экономическая Комиссия Организации Объединенных Наций

TABLE OF CONTENTS		Page
Explanatory notes		2
Charts and summary tables		
A. Road traffic accidents and casualties, 1994-2004		6
B. Trend in road traffic accidents, 1994-2004		7
C. Number of road traffic accidents per thousand road motor vehicles, 2004		8
D. Number of persons killed in road traffic accidents per million population, 2004		9
E. Road Traffic Accident Profile for 2004: area, population, accidents, alcohol-related share		10
F. Road traffic accidents involving personal injury		11
G. Persons killed or injured in road traffic accidents		14
Accidents and casualties		
1. Road traffic accidents by location, time of occurrence and road condition		20
2. Road traffic accidents involving personal injury and death by nature of accident		46
3. Persons killed or injured in road traffic accidents by category of user and age group		62
4. Road traffic accidents involving one or more persons under the influence of alcohol		111
5. Pedestrians and drivers, under the influence of alcohol, involved in accidents		114
6. Drivers and pedestrians under the influence of alcohol, by degree of alcohol concentration in blood		117
Background statistics		
7. Road vehicle fleet		122
8. Estimated vehicle-kilometres run		129
9. Estimates of population and distribution by age group, 2004		132
Annex		
I. Definitions and general notes		138

TABLE DES MATIERES		Page
Notes explicatives		3
Graphiques et tableaux récapitulatifs		
A. Accidents de la circulation routière et victimes, 1994-2004		6
B. Evolution des accidents de la circulation routière, 1994-2004		7
C. Nombre des accidents de la circulation routière par milliers de véhicules motorisés, 2004		8
D. Nombre de personnes tuées dans les accidents de la circulation routière par million d'habitants, 2004		9
E. Bilan des accidents de la circulation routière en 2004: superficie du pays, population, nombre d'accidents, pourcentage des accidents provoqués par l'alcool		10
F. Accidents de la circulation routière ayant entraîné des lésions corporelles		11
G. Personnes tuées ou blessées dans les accidents de la circulation routière		14
Accidents et victimes		
1. Accidents de la circulation routière selon le lieu, l'époque à laquelle ils se sont produits et les conditions de circulation		20
2. Accidents de la circulation routière ayant entraîné des lésions corporelles par type d'accident		46
3. Personnes tuées ou blessées dans les accidents de la circulation routière selon la catégorie d'utilisateur de la route et le groupe d'âge		62
4. Accidents de la circulation routière dans lesquelles une ou plusieurs personnes impliquées se trouvaient sous l'effet de l'alcool		111
5. Piétons et conducteurs sous l'effet de l'alcool, impliqués dans les accidents		114
6. Conducteurs et piétons sous l'effet de l'alcool, par degré de concentration d'alcool dans le sang		117
Statistiques auxiliaires		
7. Parc de véhicules routiers		122
8. Estimation des véhicules-kilomètres parcourus		129
9. Estimations de la population et répartition par groupe d'âge, 2004		132
Annexe		
I. Définitions et notes générales		142

СОДЕРЖАНИЕ		Стр.
Пояснительные примечания		4
Графики и сводные таблицы		
A. Дорожно-транспортные происшествия и жертвы, 1994-2004		6
B. Тенденции дорожно-транспортных происшествий, 1994-2004		7
C. Количество дорожно-транспортных происшествий на тысячу транспортных средств, 2004		8
D. Количество погибших в результате дорожно-транспортных происшествий на миллион населения, 2004		9
E. Статистика дорожно-транспортных происшествий в 2004 г.: площадь страны, численность населения, число происшествий, доля происшествий с участием лиц в состоянии опьянения.		10
F. Дорожно-транспортные происшествия, повлекшие за собой телесные увечья		11
G. Погибшие или раненые в дорожно-транспортных происшествиях		14
Происшествия и жертвы		
1. Дорожно-транспортные происшествия по дорожной обстановке		20
2. Дорожно-транспортные происшествия по типу происшествия		46
3. Число погибших или раненых в дорожно-транспортных происшествиях по категориям пользователей дорог и группам возраста		62
4. Дорожно-транспортные происшествия, к которым причастны, одно или более число лиц		111
5. Пешеходы и водители в состоянии опьянения, причастные к происшествиям		114
6. Пешеходы и водители в состоянии опьянения по степени концентрации алкоголя в крови		117
Вспомогательная статистика		
7. Парк дорожно-транспортных средств		122
8. Оценка пройденных транспортное средство-километров		129
9. Оценки населения и распределение по возрастным группам в 2004 г.		132
Приложение		
I. Определения и общие замечания		146

Explanatory notes

Notes explicatives

Пояснительные примечания

EXPLANATORY NOTES

The 2007 edition of **Statistics of Road Traffic Accidents in Europe and North America** provides basic data on road traffic accidents and casualties in European countries, Canada, Israel and the United States of America. The publication is purely statistical in character. **The scope of the statistics comprises road traffic accidents involving personal injury only, excluding accidents with material damage.** Data relate to accidents by nature of accidents and surroundings, accidents while under the influence of alcohol, and the number of persons killed or injured by category of road user and age group. As background data, figures on the number of road vehicles in use, registration of new vehicles and vehicle-kilometers run by road vehicles are provided in Tables 7 and 8. Table 9 gives estimates of population and distribution by age groups.

Sources

The statistics appearing in this bulletin are compiled by the secretariat of the United Nations Economic Commission for Europe on the basis of replies to questionnaires submitted by member countries and from official national and international sources.

Comparability of data

Data are given according to the commonly agreed definitions under the auspices of the Inland Transport Committee of the United Nations Economic Commission for Europe (see Annex). Significant departures from the agreed definitions of persons killed are given in Annex, Section C, while departures from other agreed definitions are indicated in footnotes.

Time period

Most of the statistics are presented in the form of time series. In general, the data for the last year should be considered provisional those for previous years are final.

Rounding

Where necessary, each figure has been rounded off to the nearest final digit. For this reason, there may occur in some series an apparent slight discrepancy between the sum of the constituent items and the totals shown.

UNECE member countries and nomenclature

As of January 1995, the Economic Commission for Europe had the following 55 member countries: Albania, Andorra, Armenia, Austria, Azerbaijan, Belarus, Belgium, Bosnia and Herzegovina, Bulgaria, Canada, Croatia, Cyprus, Czech Republic, Denmark, Estonia, Finland, France, Georgia, Germany, Greece, Hungary, Iceland, Ireland, Israel, Italy, Kazakhstan, Kyrgystan, Latvia, Liechtenstein, Lithuania, Luxembourg, Malta, Monaco, Netherlands, Norway, Poland, Portugal, Republic of Moldova, Romania, Russian Federation, San Marino, Serbia and Montenegro, Slovakia, Slovenia, Spain, Sweden, Switzerland, Tajikistan, The Former Yugoslav Republic of Macedonia, Turkey, Turkmenistan, Ukraine, United Kingdom, United States of America and Uzbekistan.

Data inquiries

The UNECE welcomes comments and suggestions on its statistical bulletins. Any comments or enquiries should be addressed to:

Transport Division
UNECE
Palais des Nations
CH-1211 Geneva 10
Switzerland
Telephone: (+41-22) 917 2421
E-mail: stat.trans@unece.org
Telefax: (+41-22) 917 0039

Symbols and abbreviations employed

- * = Secretariat estimate.
- . = Not applicable.
- ... = Not available.
- = Magnitude zero.
- 0 = Magnitude not zero but less than half of unit employed.

NOTES EXPLICATIVES

L'édition 2007 des **Statistiques des accidents de la circulation routière en Europe et en Amérique du Nord** a pour objet de fournir des données de base relatives aux accidents de la circulation routière et aux victimes dans les pays européens, au Canada, en Israël et aux Etats-Unis d'Amérique. Cette publication a un caractère purement statistique. **Le champ des statistiques s'étend uniquement aux accidents de la circulation routière ayant entraîné des lésions corporelles, à l'exclusion des accidents ne provoquant que des dégâts matériels.** Les données se réfèrent aux accidents selon leur nature et la situation des abords, aux accidents dus à l'effet de l'alcool, et aux nombres de personnes tuées ou blessées par catégorie d'usager de la route et par groupe d'âge. Une statistique auxiliaire dans les tableaux 7 et 8 donne le parc de véhicules routiers, les immatriculations des véhicules neufs ainsi que le nombre des véhicules-kilomètres parcourus. Le tableau 9 donne des estimations de la population et de sa répartition par groupes d'âge.

Sources

Les statistiques publiées dans ce bulletin sont réunies par le secrétariat de la Commission économique pour l'Europe de l'Organisation des Nations Unies à partir des réponses aux questionnaires adressés aux différents pays ou extraites de publications officielles nationales et internationales.

Comparabilité des données

Les données sont établies conformément aux définitions élaborées par le Comité des transports intérieurs de la Commission économique pour l'Europe de l'Organisation des Nations Unies (voir annexe). Les écarts importants par rapport aux définitions convenues des personnes tuées sont indiqués à l'annexe, Section C, mais les écarts par rapport aux autres définitions sont donnés dans les notes en bas de page.

Période couverte

La plupart des statistiques sont présentées sous forme de séries chronologiques. En général, les données relatives à la dernière année doivent être considérées comme provisoires tandis que celles des années précédentes peuvent être considérées comme définitives.

Arrondissement des chiffres

Chaque fois qu'on l'a jugé nécessaire, les nombres ont été arrondis à l'unité du dernier chiffre significatif. Il peut donc y avoir, pour certaines séries, une légère différence entre la somme des éléments constitutants et le total indiqué.

Nomenclature Pays membres de la CEE-ONU et nomenclature

En janvier 1995, la Commission économique pour l'Europe comprenait les 55 pays membres suivants: Albanie, Allemagne, Andorre, Arménie, Autriche, Azerbaïdjan, Bélarus, Belgique, Bosnie-Herzégovine, Bulgarie, Canada, Chypre, Croatie, Danemark, Espagne, Estonie, Etats-Unis, Ex-République yougoslave de Macédoine, Fédération de Russie, Finlande, France, Géorgie, Grèce, Hongrie, Irlande, Islande, Israël, Italie, Kazakhstan, Kirghizistan, Lettonie, Liechtenstein, Lituanie, Luxembourg, Malte, Monaco, Norvège, Ouzbékistan, Pays-Bas, Pologne, Portugal, République de Moldova, République tchèque, Roumanie, Royaume-Uni, Saint-Marin, Serbie et Montenegro, Slovaquie, Slovénie, Suède, Suisse, Tadjikistan, Turquie, Turkménistan et Ukraine.

Demandes de renseignements

Les commentaires et suggestions concernant les bulletins statistiques de la CEE-ONU sont les bienvenus. Pour tout commentaire ou demande de renseignements, s'adresser au service suivant:

Division des transports
CEE-ONU
Palais des Nations, CH-1211 Genève 10
Suisse
Tél : (41-22) 917 2421
Courrier électronique: stat.trans@unece.org
Téléfax : (41-22) 917 00 39

Signes conventionnels

- * = Estimation du secrétariat.
- . = Ne s'applique pas.
- ... = Aucune donnée disponible.
- = Résultat rigoureusement nul.
- 0 = Résultat inférieur à la moitié de la dernière unité retenue.

ПОЯСНИТЕЛЬНЫЕ ПРИМЕЧАНИЯ

Цель Статистики дорожно-транспортных происшествий в Европе и Северной Америке состоит в представлении основных данных о дорожно-транспортных происшествиях в европейских странах, Канаде, Израиле и Соединенных Штатах Америки. Эта публикация носит чисто статистический характер. **Статистические данные охватывают только дорожно-транспортные происшествия, повлекшие за собой телесные увечья, исключая происшествия, вызвавшие материальный ущерб.** Данные относятся к происшествиям по характеру происшествия и местности, к происшествиям, происшедшим из-за алкоголя, к числу погибших или раненых по категориям пользователей дорог и возрастным группам. Вспомогательная статистика дается в таблицах 7 и 8: число транспортных средств к концу года, новые транспортные средства, зарегистрированные в течение года, пробег транспортных средств. Таблица 9 отражает оценки населения и распределение по возрастным группам.

Источники

Статистические данные взяты секретариатом Европейской экономической комиссии Организации Объединенных Наций из ответов на ежегодные вопросники или из официальных национальных источников.

Сопоставимость данных

Данные приводятся в соответствии с согласованными определениями, которые были выработаны Комитетом по внутреннему транспорту Европейской экономической комиссии Организации Объединенных Наций (см. приложение). Значительные отклонения от принятых определений погибших приводятся в приложении, секция С, поскольку отклонения от других принятых определений указываются в примечаниях.

Отчетный период

Большинство статистических данных представлены в форме динамических рядов. Как правило, данные за последний год следует считать предварительными, а данные за предыдущие годы — окончательными.

Округление

В тех случаях, когда это необходимо, каждая цифра была округлена до ближайшего окончательного разряда. Поэтому в некоторых рядах данных могут иметь место небольшие расхождения между суммой данных по отдельным статьям и приведенными итогами.

Страны-члены и номенклатура ЕЭК-ООН

По состоянию на июль 1995 года в состав Европейской экономической комиссии входили следующие 55 страны-члена: Австрия, Азербайджан, Албания, Андорра, Армения, Беларусь, Бельгия, Болгария, Босния и Герцеговина, Бывшая Югославская Республика Македония, Венгрия, Германия, Греция, Грузия, Дания, Израиль, Ирландия, Исландия, Испания, Италия, Казахстан, Канада, Кипр, Кыргызстан, Латвия, Литва, Лихтенштейн, Люксембург, Мальта, Монако, Нидерланды, Норвегия, Польша, Португалия, Республика Молдова, Российская Федерация, Румыния, Сан-Марино, Сербия и Черногория, Словакия, Словения, Соединенное Королевство, Соединенные Штаты Америки, Таджикистан, Туркменистан, Турция, Узбекистан, Украина, Финляндия, Франция, Хорватия, Чешская Республика, Швейцария, Швеция и Эстония.

Запросы в отношении данных

ЕЭК-ООН с одобрением встретит любые замечания и предложения в отношении ее статистических бюллетеней. Все замечания или запросы должны направляться по следующему адресу:

Transport Division
 UNECE
 Palais des Nations
 Switzerland
 Телефон: (41-22)-917 2421
 Электронная Почта: stat.trans@unece.org
 Телефакс: (41-22) 917 00 39

Условные обозначения и сокращения

- * = Оценка Секретариата.
- . = Не применимо.
- ... = Данные отсутствуют.
- = Нулевая величина.
- 0 = Величина не нулевая, но меньше половины применяемой единицы измерения.

Charts and summary tables

Graphiques et tableaux récapitulatifs

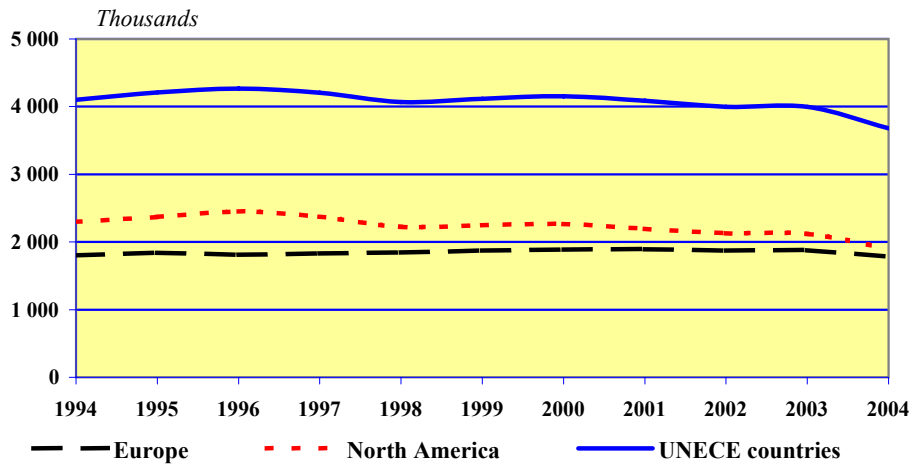
Графики и сводные таблицы

A. Road traffic accidents and casualties, 1994-2004

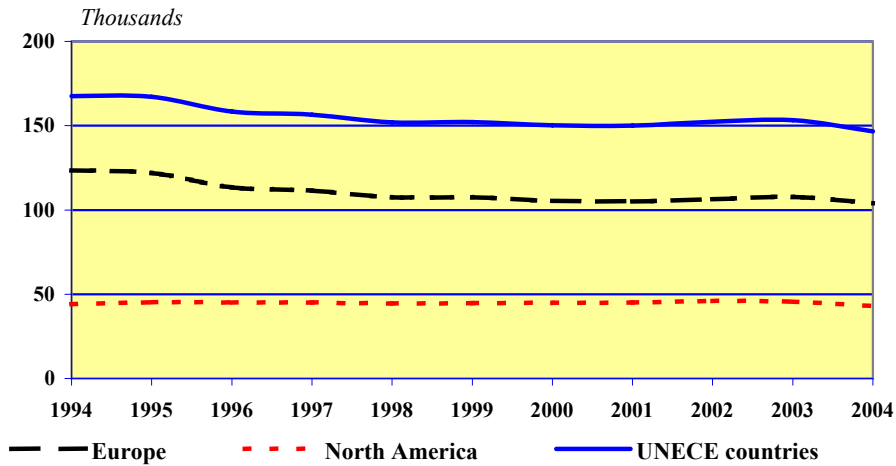
A. Accidents de la circulation routière et victimes, 1994-2004

A. Дорожно-транспортные происшествия и жертвы, 1994-2004

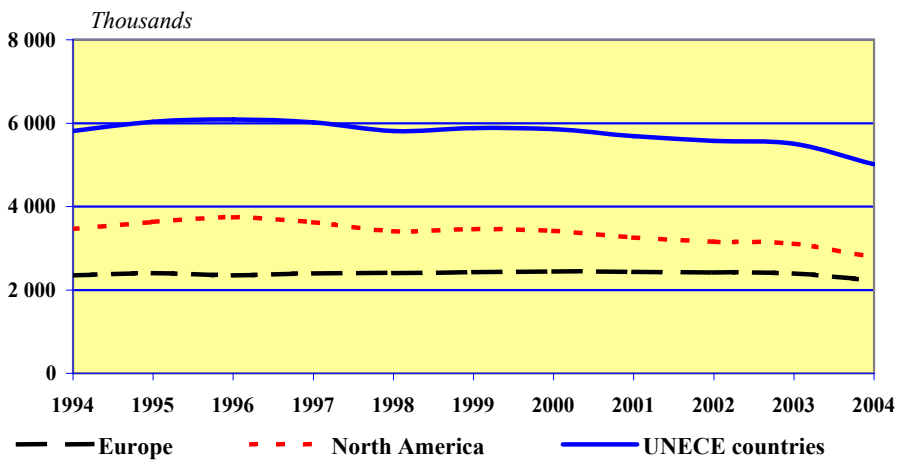
Number of road accidents, 1994-2004



Killed in road accidents, 1994-2004



Injured in road accidents, 1994-2004



Thousands

Accidents

Killed

Injured

UNECE countries

Europe

North America

Milliers

Accidents

Tués

Blessés

Pays de la CEE-ONU

Europe

Amérique du Nord

Тысячи

Происшествия

Погибшие

Раненые

Страны-члены ЕЭК ООН

Европа

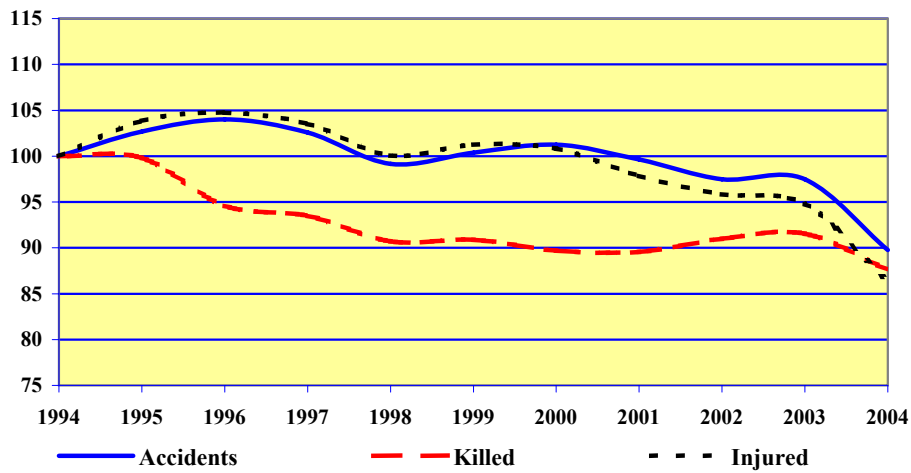
Северная Америка

B. Trend in road traffic accidents, 1994-2004

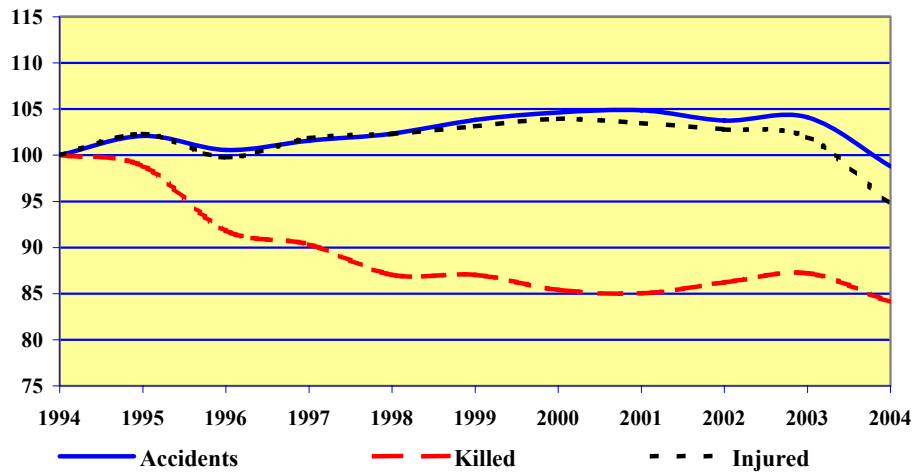
B. Evolution des accidents de la circulation routière, 1994-2004

B. Тенденции дорожно-транспортных происшествий, 1994-2004

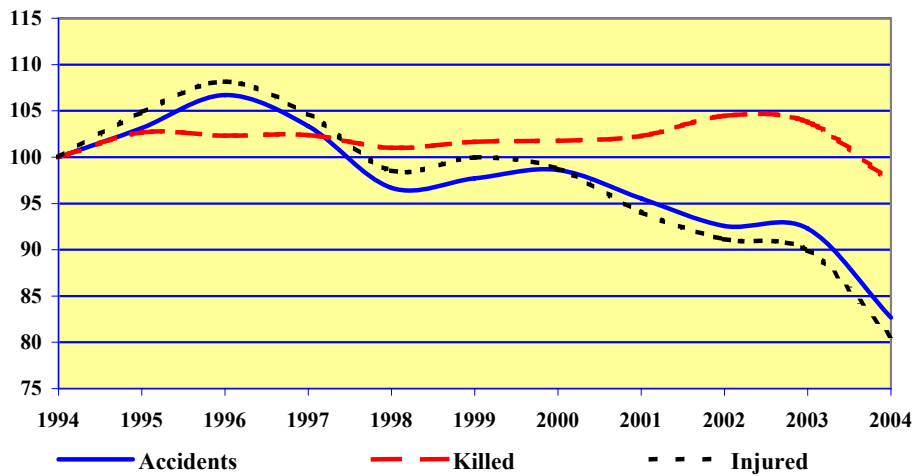
UNECE countries, 1994 = 100



Europe, 1994 = 100



North America, 1994 = 100



Accidents

Killed

Injured

UNECE countries

Europe

North America

Accidents

Tués

Blessés

Pays de la CEE-ONU

Europe

Amérique du Nord

Происшествия

Погибшие

Раненые

Страны-члены ЕЭК ООН

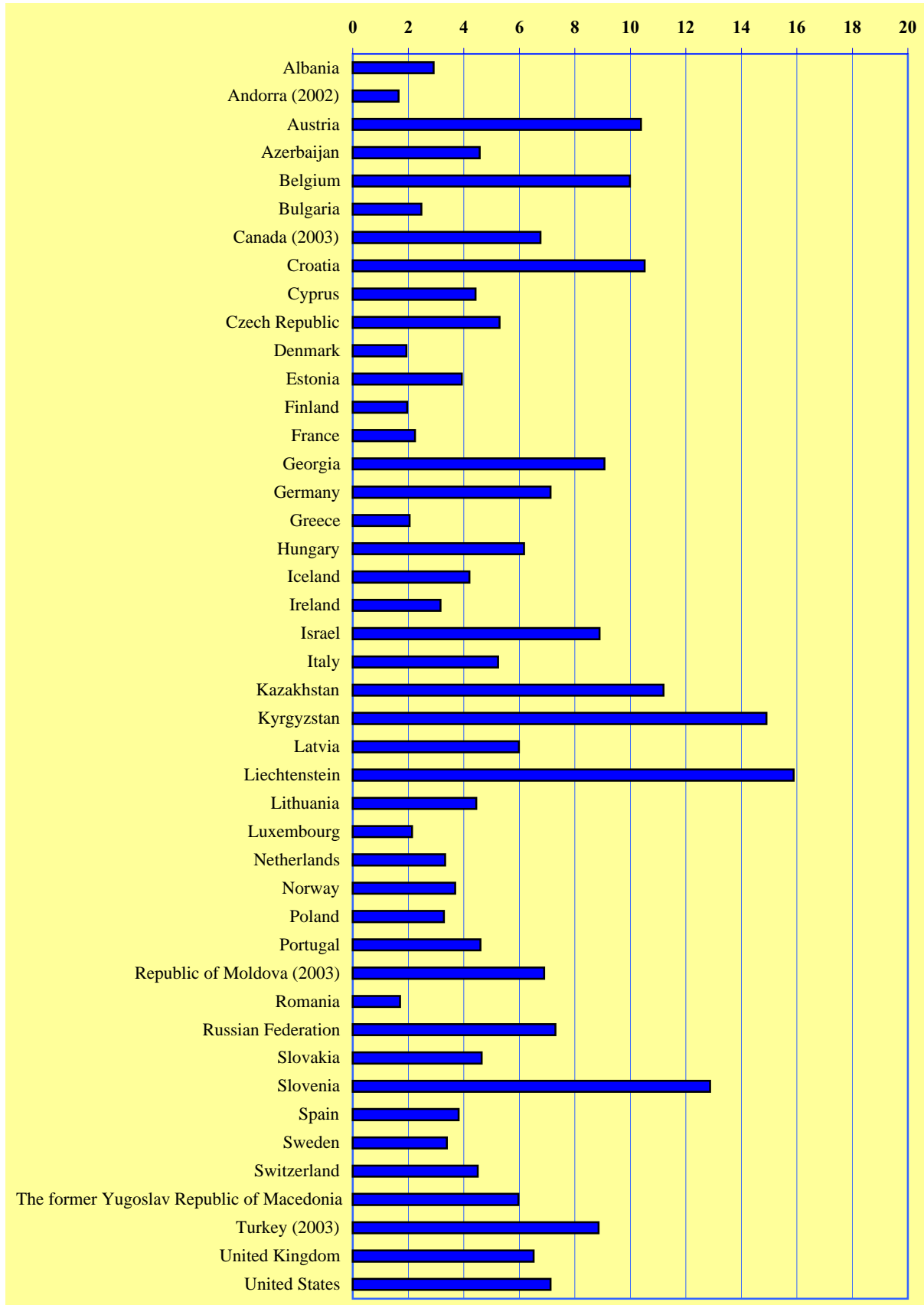
Европа

Северная Америка

C. Number of road traffic accidents per thousand road motor vehicles, 2004

C. Nombre des accidents de la circulation routière par milliers de véhicules motorisés, 2004

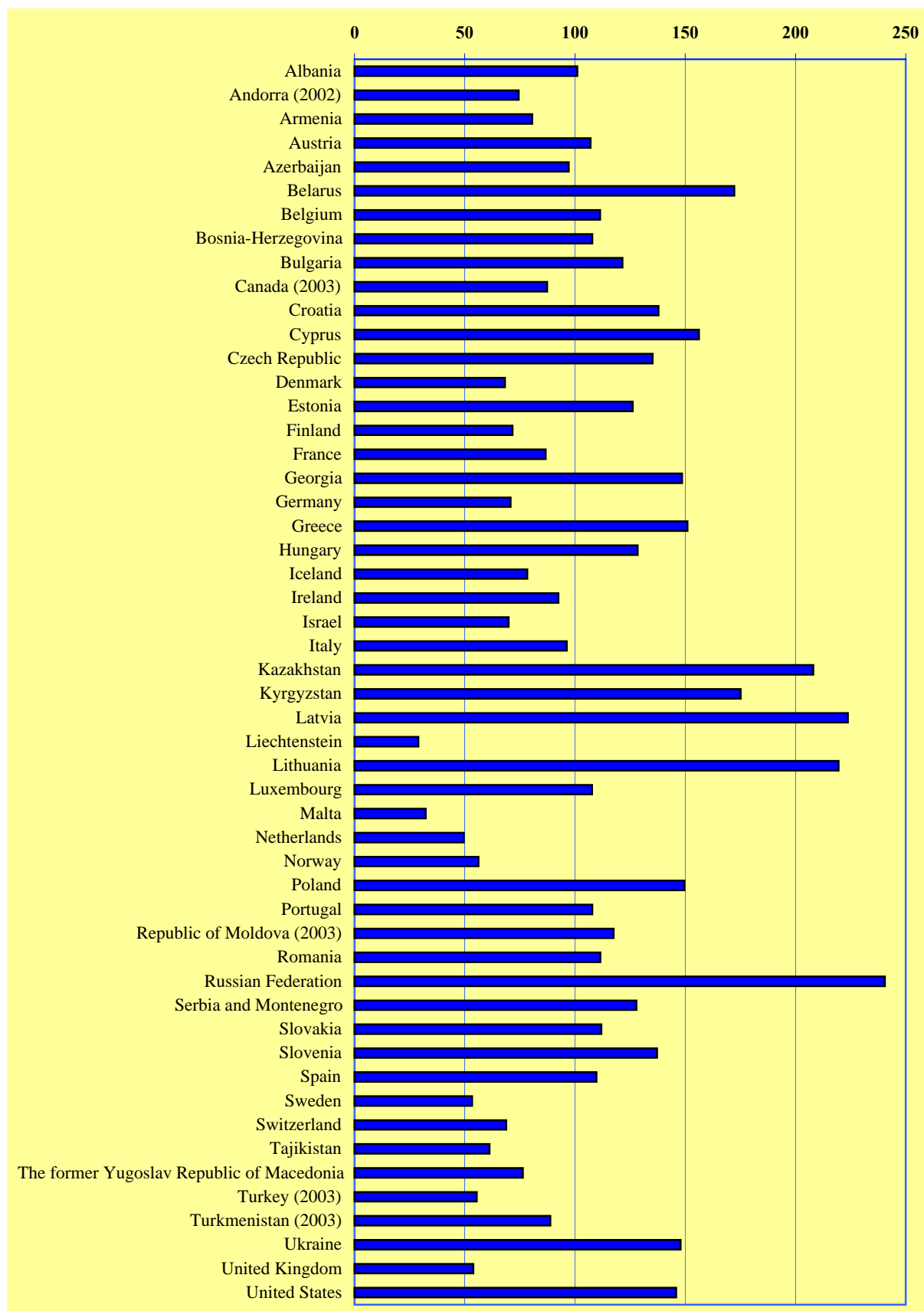
C. Количество дорожно-транспортных происшествий на тысячу транспортных средств, 2004



D. Number of persons killed in road traffic accidents per million population, 2004

D. Nombre de personnes tuées dans les accidents de la circulation routière par million d'habitants, 2004

D. Количество погибших в результате дорожно-транспортных происшествий на миллион населения, 2004



E. Road traffic accident profile for 2004: area, population, accidents and alcohol-related share

E. Bilan des accidents de la circulation routière en 2004: Superficie du pays, population, nombre d'accidents et pourcentage des accidents provoqués par l'alcool

E. Статистика дорожно-транспортных происшествий в 2004 г.: площадь страны, численность населения, число происшествий, доля происшествий с участием лиц в состоянии опьянения

Country	Area km ²	Population (1000)	Number of accidents, killed and injured persons					
			Accidents	Killed	Injured	of which share involving persons under the influence of alcohol (%)		
						Accidents	Killed	Injured
Albania	28 748	3 120	801	315	820	...	5.4	0.4
Armenia	29 800	3 216	1 164	259	1 492	6.4	10.8	7.6
Austria	83 858	8 207	42 657	878	55 857	6.6	7.6	7.2
Azerbaijan	86 600	8 347	2 388	811	2 766
Belarus	207 600	9 800	7 218	1 688	7 522	10.5	10.8	12.5
Belgium	30 528	10 446	48 670	1 163	62 992
Bosnia-Herzegovina	51 197	2 328	33 890	251	6 662
Bulgaria	110 994	7 761	7 612	943	9 308	5.5	4.7	5.8
Canada	9 970 610	31 974	a) 156 904	a) 2 766	a) 222 455
Croatia	56 542	4 412	17 140	608	24 271
Cyprus	9 251	749	2 080	117	3 176	0.9	10.3	0.5
Czech Republic	78 866	10 221	26 516	1 382	34 254	10.5	4.9	10.7
Denmark	43 094	5 411	6 209	369	7 546	17.5	28.7	17.0
Estonia	45 227	1 348	2 244	170	2 875	25.4	28.2	22.2
Finland	338 145	5 237	6 767	375	8 791	14.9	24.3	15.3
France	551 500	60 340	85 396	5 232	108 727
Georgia	69 700	4 289	2 936	637	4 069	a) 4.2	a) 6.0	a) 3.7
Germany	357 022	82 501	339 310	5 842	440 126	a) 7.1	a) 14.0	a) 7.1
Greece	131 957	11 062	15 547	1 670	20 179	9.3	10.6	4.9
Hungary	93 030	10 098	20 957	1 296	28 054	13.9	14.5	13.7
Iceland	103 000	294	810	23	1 156	2.8	8.7	2.9
Ireland	70 273	4 044	5 781	374	7 867
Israel	21 056	6 870	17 762	480	36 439	1.8
Italy	301 318	58 462	224 553	5 625	316 630
Kazakhstan	2 724 900	15 075	15 302	3 136	18 794	8.1	6.3	8.2
Kyrgyzstan	199 900	5 093	3 275	892	3 969	9.5	9.4	10.0
Latvia	64 589	2 306	5 081	516	6 416	14.7	22.5	14.9
Liechtenstein	160	35	512	1	122
Lithuania	65 300	3 425	6 357	752	7 862	15.6	14.5	17.0
Luxembourg	2 586	455	692	49	1 079	a) 20.4	a) 14.3	a) 17.1
Malta	316	403	15 643	13	1 268
Netherlands	41 526	16 255	27 760	804	33 302	a) 7.5	a) 9.0	a) 7.8
Norway	323 758	4 577	8 425	257	12 121
Poland	312 685	38 174	51 069	5 712	64 661	11.3	12.7	10.9
Portugal	91 982	10 529	38 930	1 135	52 009
Republic of Moldova	33 851	3 607	...	405	a) 14.8	...
Romania	238 391	21 700	6 860	2 418	5 594	a) 4.4	a) 2.2	a) 4.9
Russian Federation	17 075 400	143 474	208 558	34 506	251 386	14.9	14.2	15.7
Serbia and Montenegro	102 173	7 456	62 344	953	17 557	2.2	7.6	10.9
Slovakia	49 036	5 385	8 443	603	11 190	13.3	6.8	13.0
Slovenia	20 273	1 998	12 721	274	18 723	13.9	42.3	14.0
Spain	505 992	43 198	94 009	4 741	138 383
Sweden	449 964	9 011	18 029	480	26 582	5.9	11.9	5.7
Switzerland	41 285	7 415	22 891	510	28 746
Tajikistan	143 100	6 780	1 402	415	1 556
The FYR of Macedonia b)	25 713	2 032	1 988	155	2 927	10.2	7.1	10.1
Turkey	774 815	71 700	...	4 427	a) 13.4	...
Ukraine	603 700	47 100	45 592	6 966	53 636	6.6	5.3	6.6
United Kingdom	242 900	59 834	207 410	3 221	277 619	5.4	18.3	5.9
United States	9 363 520	293 655	1899 870	42 836	2788 000	13.9	39.0	8.9

a) Data refer to year 2003

a) Les données se rapportent à l'année 2003

a) Данные относятся к 2003 году.

b) The former Yugoslav Republic of Macedonia.

b) L'ex-République yougoslave de Macédoine.

b) Бывшая Югославская Республика Македония.

F. Road traffic accidents involving personal injury

F. Accidents de la circulation routière ayant entraîné des lésions corporelles

F. Дорожно-транспортные происшествия, повлекшие за собой телесные увечья

Unit: number - Unité: nombre - Единица: число

Country Pays Страна	Code Code Шифр	Description Description Описание	1985	1990	1995	2000	2003	2004
Albania Albanie Албания	A	Total number of accidents	399	428	363	801
	B	Accidents in built-up areas	114	115	...
Armenia Arménie Армения	A	Total number of accidents	...	2 069	1 120	937	1 025	1 164
	B	Accidents in built-up areas	688	552	605	660
Austria Autriche Австрия	A	Total number of accidents	46 275	46 338	38 956	42 126	43 426	42 657
	B	Accidents in built-up areas	30 193	28 357	23 344	25 418	26 078	25 939
Azerbaijan Azerbaïdjan Азербайджан	A	Total number of accidents	2 412	3 176	2 513	1 987	2 311	2 388
	B	Accidents in built-up areas	1 662	1 405	1 474	1 520
Belarus Bélarus Беларусь	A	Total number of accidents	...	9 311	7 268	6 410	7 194	7 218
	B	Accidents in built-up areas	...	5 987	4 652	4 201	4 555	4 494
Belgium Belgique Бельгия	A	Total number of accidents	54 826	62 446	50 744	49 066	50 478	48 670
	B	Accidents in built-up areas	36 170	...	27 509	24 796	28 045	27 185
Bulgaria Bulgarie Болгария	A	Total number of accidents	...	6 478	7 435	6 886	6 997	7 612
	B	Accidents in built-up areas	...	4 194	5 152	4 993	4 741	5 072
Canada Canada Канада	A	Total number of accidents	183 478	211 960	167 044	158 569	156 904	...
	B	Accidents in built-up areas	112 813	86 252	...
Croatia Croatie Хорватия	A	Total number of accidents	...	14 471	12 668	14 430	18 592	17 140
	B	Accidents in built-up areas	10 896	12 075	15 676	13 623
Czech Republic République tchèque Чешская Республика	A	Total number of accidents	24 084	21 910	28 746	25 445	27 320	26 516
	B	Accidents in built-up areas	16 912	...	19 310	16 426	16 936	16 517
Denmark Danemark Дания	A	Total number of accidents	11 502	9 155	8 373	7 346	6 749	6 209
	B	Accidents in built-up areas	7 584	5 863	5 140	4 368	3 928	3 710
Estonia Estonie Эстония	A	Total number of accidents	1 355	2 099	1 644	1 504	1 931	2 244
	B	Accidents in built-up areas	715	1 269	1 026	832	1 134	1 317
Finland Finlande Финляндия	A	Total number of accidents	7 759	10 175	7 812	6 633	6 907	6 767
	B	Accidents in built-up areas	4 538	5 950	4 639	3 734	3 414	3 413
France France Франция	A	Total number of accidents	191 096	162 573	132 949	121 223	90 220	85 396
	B	Accidents in built-up areas	139 965	115 430	91 088	80 574	60 162	57 790
Georgia Géorgie Грузия	A	Total number of accidents	1 567	1 708	2 113	2 936
	B	Accidents in built-up areas	1 331	1 417	1 722	...
Germany 1) Allemagne Германия	A	Total number of accidents	327 745	389 350	388 003	382 949	354 534	339 310
	B	Accidents in built-up areas	225 626	218 177	246 617	245 470	230 521	223 314

For notes see end of table.

Voir notes à la fin du tableau.

См. примечания в конце таблицы.

F. Road traffic accidents involving personal injury

F. Accidents de la circulation routière ayant entraîné des lésions corporelles

F. Дорожно-транспортные происшествия, повлекшие за собой телесные увечья

Unit: number - Unité: nombre - Единица: число

Country Pays Страна	Code Code Шифр	Description Description Описание	1985	1990	1995	2000	2003	2004
Greece Grèce Греция	A	Total number of accidents	21 537	19 609	22 798	23 001	15 751	15 547
	B	Accidents in built-up areas	15 646	13 785	16 068	16 059	12 474	12 244
Hungary Hongrie Венгрия	A	Total number of accidents	19 563	27 801	19 817	17 493	19 976	20 957
	B	Accidents in built-up areas	13 969	19 622	13 657	12 265	13 715	14 118
Iceland Islande Исландия	A	Total number of accidents	618	583	1 076	999	807	810
	B	Accidents in built-up areas	424	418	830	719	546	502
Ireland Irlande Ирландия	A	Total number of accidents	5 518	6 067	8 117	7 757	5 985	5 781
	B	Accidents in built-up areas	3 067	3 253	4 818	4 331	3 188	2 942
Israel Israël Израиль	A	Total number of accidents	12 761	17 496	21 688	19 925	17 745	17 762
	B	Accidents in built-up areas	17 050	14 853	13 049	13 027
Italy Italie Италия	A	Total number of accidents	157 786	161 782	182 761	211 941	225 141	224 553
	B	Accidents in built-up areas	119 242	120 811	133 851	158 215
Kazakhstan Kazakhstan Казахстан	A	Total number of accidents	13 036	11 304	14 013	15 302
	B	Accidents in built-up areas	9 738	8 400	11 346	11 128
Kyrgyzstan Kirghizistan Кыргызстан	A	Total number of accidents	3 045	2 671	3 380	3 275
	B	Accidents in built-up areas	1 477	1 825	1 729
Latvia Lettonie Латвия	A	Total number of accidents	3 767	4 325	4 056	4 482	5 379	5 081
	B	Accidents in built-up areas	2 072	2 548	2 612	3 044	3 374	3 225
Lithuania Lituanie Литва	A	Total number of accidents	4 232	5 135	4 144	5 807	5 965	6 357
	B	Accidents in built-up areas	2 866	4 226	3 499	3 791
Luxembourg Luxembourg Люксембург	A	Total number of accidents	1 332	1 216	1 078	905	720	692
	B	Accidents in built-up areas	873	759	...	362	370	...
Netherlands Pays-Bas Нидерланды	A	Total number of accidents	42 348	44 892	42 642	37 947	31 635	27 760
	B	Accidents in built-up areas	30 253	32 137	29 414	25 202	20 416	17 683
Norway Norvège Норвегия	A	Total number of accidents	8 975	8 801	8 625	8 440	8 266	8 425
	B	Accidents in built-up areas	4 714	4 316	3 898	2 122	1 643	1 700
Poland Pologne Польша	A	Total number of accidents	36 100	50 532	56 904	57 331	51 078	51 069
	B	Accidents in built-up areas	27 713	38 395	41 032	41 485	36 912	36 694
Portugal Portugal Португалия	A	Total number of accidents	29 156	45 110	48 339	44 159	41 495	38 930
	B	Accidents in built-up areas	...	30 867	33 139	30 042	27 983	27 073
Republic of Moldova République de Moldova Республика Молдова	A	Total number of accidents	2 695	2 580	2 672	...
	B	Accidents in built-up areas	1 687	1 877	2 335	...

For notes see end of table.

Voir notes à la fin du tableau.

См. примечания в конце таблицы.

F. Road traffic accidents involving personal injury**F. Accidents de la circulation routière ayant entraîné des lésions corporelles****F. Дорожно-транспортные происшествия, повлекшие за собой телесные увечья**

Unit: number - Unité: nombre - Единица: число

Country Pays Страна	Code Code Шифр	Description Description Описание	1985	1990	1995	2000	2003	2004
Romania Roumanie Румыния	A	Total number of accidents	5 444	9 708	9 119	7 555	6 654	6 860
	B	Accidents in built-up areas	4 553	...	8 508	6 665	5 354	5 510
Russian Federation Fédération de Russie Российская Федерация	A	Total number of accidents	139 035	197 362	167 280	157 596	204 267	208 558
	B	Accidents in built-up areas	122 773	115 045	145 640	148 737
Serbia and Montenegro Serbie-et-Monténégro Сербия и Черногория	A	Total number of accidents	12 249	48 822	55 660	62 344
	B	Accidents in built-up areas	44 739	49 522	54 580
Slovakia Slovaquie Словакия	A	Total number of accidents	...	8 236	8 713	7 884	8 551	8 443
	B	Accidents in built-up areas	...	5 822	5 955	5 374	5 775	5 680
Slovenia Slovénie Словения	A	Total number of accidents	5 481	5 177	6 541	8 469	11 676	12 721
	B	Accidents in built-up areas	3 348	4 604	6 618	7 343
Spain Espagne Испания	A	Total number of accidents	81 234	101 507	83 586	101 729	99 987	94 009
	B	Accidents in built-up areas	42 988	54 194	46 369	57 009	52 420	50 222
Sweden Suède Швеция	A	Total number of accidents	15 929	16 975	15 626	15 770	18 365	18 029
	B	Accidents in built-up areas	9 469	9 804	9 015	9 010	9 971	9 760
Switzerland Suisse Швейцария	A	Total number of accidents	24 302	23 834	23 030	23 737	23 840	22 891
	B	Accidents in built-up areas	16 229	15 029	14 634	15 093	15 157	14 558
The FYR of Macedonia 2)	A	Total number of accidents	2 541	1 692	1 935	1 988
	B	Accidents in built-up areas	1 809	1 147	1 198	1 228
Turkey Turquie Турция	A	Total number of accidents	35 243	55 771	66 029	75 201	67 031	...
	B	Accidents in built-up areas	47 658	48 442	45 179	...
Turkmenistan Turkménistan Туркменистан	A	Total number of accidents	1 496	...
	B	Accidents in built-up areas	952	...
Ukraine Ukraine Украина	A	Total number of accidents	38 323	50 908	43 152	33 339	42 409	45 592
	B	Accidents in built-up areas	...	36 953	31 214	25 318	31 546	32 226
United Kingdom Royaume-Uni Соединенное Королевство	A	Total number of accidents	246 000	258 000	243 960	233 729	214 030	207 410
	B	Accidents in built-up areas	191 441	195 449	178 174	170 950	154 995	148 377

Explanation of code - Explication du code - Объяснение шифра

A : Total number of accidents
B : Accidents in built-up areas

A : Nombre total des accidents
B : Accidents dans les agglomérations

A : Общее число происшествий
B : Происшествия в населенных пунктах

Country notes - Notes relatives aux pays - Примечания к данным, представляемым странами:

1. Up to 1990 data refer to the Federal Republic of Germany.
2. The former Yugoslav Republic of Macedonia.

1. Jusqu'en 1990 les données se réfèrent à la République fédérale d'Allemagne.
2. L'ex-République yougoslave de Macédoine

1. До 1990 года данные относятся к Федеративной Республики Германии.
2. Бывшая Югославская Республика Македония.

G. Persons killed or injured in road traffic accidents**G. Personnes tuées ou blessées dans les accidents de la circulation routière****G. Погибшие или раненые в дорожно-транспортных происшествиях**

Unit: number - Unité: nombre - Единица: число

Country Pays Страна	Code Code Шифр	Description Description Описание	1985	1990	1995	2000	2003	2004
Albania Albanie Албания	A	Number of persons killed	306	280	264	315
	B	Number of persons injured	333	336	248	820
Armenia Arménie Армения	A	Number of persons killed	...	721	299	214	252	259
	B	Number of persons injured	...	2 189	1 297	1 163	1 294	1 492
Austria Autriche Австрия	A	Number of persons killed	1 361	1 391	1 210	976	931	878
	B	Number of persons injured	59 977	60 650	50 764	54 929	56 881	55 857
Azerbaijan Azerbaïdjan Азербайджан	A	Number of persons killed	819	1 264	990	596	724	811
	B	Number of persons injured	2 752	3 563	2 786	2 199	2 691	2 766
Belarus Bélarus Беларусь	A	Number of persons killed	...	2 264	1 781	1 594	1 764	1 688
	B	Number of persons injured	...	9 308	7 457	6 494	7 361	7 522
Belgium Belgique Бельгия	A	Number of persons killed	1 801	1 976	1 449	1 470	1 215	1 163
	B	Number of persons injured	74 514	86 184	70 305	67 961	65 386	62 992
Bosnia-Herzegovina Bosnie-Herzégovine Босния и Герцеговина	A	Number of persons killed	215	302	263	251
	B	Number of persons injured	2 683	6 839	6 816	6 662
Bulgaria Bulgarie Болгария	A	Number of persons killed	...	1 567	1 264	1 012	960	943
	B	Number of persons injured	...	6 822	8 717	8 030	8 488	9 308
Canada Canada Канада	A	Number of persons killed	4 364	3 963	3 351	2 927	2 766	...
	B	Number of persons injured	259 189	262 680	241 935	227 458	222 455	...
Croatia Croatie Хорватия	A	Number of persons killed	1 124	1 360	800	655	701	608
	B	Number of persons injured	16 321	19 791	17 665	20 501	26 153	24 271
Cyprus Chypre Кипр	A	Number of persons killed	116	101	118	111	97	117
	B	Number of persons injured	4 582	4 232	4 517	3 586	3 411	3 176
Czech Republic République tchèque Чешская Республика	A	Number of persons killed	987	1 291	1 588	1 486	1 447	1 382
	B	Number of persons injured	36 967	32 439	35 438	34 254
Denmark Danemark Дания	A	Number of persons killed	772	634	582	498	432	369
	B	Number of persons injured	13 855	10 653	9 991	9 092	8 412	7 546
Estonia Estonie Эстония	A	Number of persons killed	191	436	332	204	164	170
	B	Number of persons injured	1 526	2 379	1 897	1 843	2 539	2 875
Finland Finlande Финляндия	A	Number of persons killed	541	649	441	396	379	375
	B	Number of persons injured	9 563	12 758	10 191	8 508	9 088	8 791
France France Франция	A	Number of persons killed	10 447	10 289	8 412	7 643	5 731	5 232
	B	Number of persons injured	270 745	225 860	181 403	162 117	115 929	108 727

For notes see end of table.

Voir notes à la fin du tableau.

См. примечания в конце таблицы.

G. Persons killed or injured in road traffic accidents**G. Personnes tuées ou blessées dans les accidents de la circulation routière****G. Погибшие или раненые в дорожно-транспортных происшествиях**

Unit: number - Unité: nombre - Единица: число

Country Pays Страна	Code Code Шифр	Description Description Описание	1985	1990	1995	2000	2003	2004
Georgia Géorgie Грузия	A	Number of persons killed	450	503	578	637
	B	Number of persons injured	1 910	2 079	2 585	4 069
Germany 1) Allemagne Германия	A	Number of persons killed	8 400	7 906	9 454	7 503	6 613	5 842
	B	Number of persons injured	422 095	448 158	512 141	503 480	462 170	440 126
Greece Grèce Греция	A	Number of persons killed	1 704	1 737	2 043	2 037	1 605	1 670
	B	Number of persons injured	30 473	27 391	31 180	30 763	20 737	20 179
Hungary Hongrie Венгрия	A	Number of persons killed	1 756	2 432	1 589	1 200	1 326	1 296
	B	Number of persons injured	24 840	36 996	25 886	22 698	26 627	28 054
Iceland Islande Исландия	A	Number of persons killed	23	24	24	32	23	23
	B	Number of persons injured	889	857	1 631	1 484	1 221	1 156
Ireland Irlande Ирландия	A	Number of persons killed	410	478	437	415	335	374
	B	Number of persons injured	7 818	9 429	12 673	12 043	8 262	7 867
Israel Israël Израиль	A	Number of persons killed	387	427	550	461	451	480
	B	Number of persons injured	18 322	27 241	37 974	39 817	36 629	36 439
Italy Italie Италия	A	Number of persons killed	7 130	6 621	6 512	6 410	6 015	5 625
	B	Number of persons injured	216 102	221 024	259 571	301 559	318 961	316 630
Kazakhstan Kazakhstan Казахстан	A	Number of persons killed	2 926	2 055	2 754	3 136
	B	Number of persons injured	14 485	13 254	16 951	18 794
Kyrgyzstan Kirghizistan Кыргызстан	A	Number of persons killed	627	611	897	892
	B	Number of persons injured	3 600	3 292	4 091	3 969
Latvia Lettonie Латвия	A	Number of persons killed	539	877	611	588	493	516
	B	Number of persons injured	4 185	4 716	4 903	5 449	6 639	6 416
Liechtenstein Liechtenstein Лихтенштейн	A	Number of persons killed	...	3	2	3	5	1
	B	Number of persons injured	...	115	...	150	147	122
Lithuania Lituanie Литва	A	Number of persons killed	649	933	672	641	709	752
	B	Number of persons injured	4 500	5 491	4 508	6 960	7 266	7 862
Luxembourg Luxembourg Люксембург	A	Number of persons killed	79	71	70	76	53	49
	B	Number of persons injured	1 997	1 778	1 660	1 255	1 052	1 079
Malta Malte Мальта	A	Number of persons killed	13	4	14	15	17	13
	B	Number of persons injured	847	471	652	1 169	1 171	1 268
Netherlands Pays-Bas Нидерланды	A	Number of persons killed	1 438	1 376	1 334	1 082	1 028	804
	B	Number of persons injured	48 450	52 032	50 970	46 084	37 976	33 302

For notes see end of table.

Voir notes à la fin du tableau.

См. примечания в конце таблицы.

G. Persons killed or injured in road traffic accidents**G. Personnes tuées ou blessées dans les accidents de la circulation routière****G. Погибшие или раненые в дорожно-транспортных происшествиях**

Unit: number - Unité: nombre - Единица: число

Country Pays Страна	Code Code Шифр	Description Description Описание	1985	1990	1995	2000	2003	2004
Norway Norvège Норвегия	A	Number of persons killed	402	332	305	341	280	257
	B	Number of persons injured	11 902	11 886	11 756	11 662	11 851	12 121
Poland Pologne Польша	A	Number of persons killed	4 688	7 333	6 900	6 294	5 640	5 712
	B	Number of persons injured	42 290	59 611	70 226	71 638	63 900	64 661
Portugal Portugal Португалия	A	Number of persons killed	1 875	2 321	2 085	1 629	1 356	1 135
	B	Number of persons injured	39 560	63 329	65 827	59 924	55 258	52 009
Republic of Moldova République de Moldova Республика Молдова	A	Number of persons killed	544	406	425	405
	B	Number of persons injured	3 069	3 147	3 216	...
Romania Roumanie Румыния	A	Number of persons killed	1 322	3 782	2 845	2 499	2 235	2 418
	B	Number of persons injured	5 059	16 823	7 716	6 315	5 538	5 594
Russian Federation Fédération de Russie Российская Федерация	A	Number of persons killed	22 676	35 366	32 791	29 594	35 602	34 506
	B	Number of persons injured	183 926	179 401	243 919	251 386
Serbia and Montenegro Serbie-et-Monténégro Сербия и Черногория	A	Number of persons killed	1 733	2 095	1 155	1 048	868	953
	B	Number of persons injured	21 259	25 299	16 261	16 618	15 953	17 557
Slovakia Slovaquie Словакия	A	Number of persons killed	...	517	660	628	645	603
	B	Number of persons injured	...	10 634	11 573	10 094	11 321	11 190
Slovenia Slovénie Словения	A	Number of persons killed	464	517	415	313	242	274
	B	Number of persons injured	7 977	11 574	16 703	18 723
Spain Espagne Испания	A	Number of persons killed	6 374	9 032	5 751	5 776	5 399	4 741
	B	Number of persons injured	126 800	155 476	121 432	149 781	150 635	138 383
Sweden Suède Швеция	A	Number of persons killed	808	772	572	591	529	480
	B	Number of persons injured	20 671	22 497	21 173	22 032	27 103	26 582
Switzerland Suisse Швейцария	A	Number of persons killed	908	954	692	592	546	510
	B	Number of persons injured	29 827	29 243	28 759	30 058	30 098	28 746
Tajikistan Tadjikistan Таджикистан	A	Number of persons killed	545	410	421	415
	B	Number of persons injured	2 011	1 499	1 620	1 556
The FYR of Macedonia 2)	A	Number of persons killed	179	162	118	155
	B	Number of persons injured	3 421	2 340	2 750	2 927
Turkey Turquie Турция	A	Number of persons killed	5 680	6 286	6 004	5 510	3 946	4 427
	B	Number of persons injured	51 586	87 693	114 319	136 751	118 214	...
Turkmenistan Turkménistan Туркменистан	A	Number of persons killed	426	...	533	...
	B	Number of persons injured	1 748	...

For notes see end of table.

Voir notes à la fin du tableau.

См. примечания в конце таблицы.

G. Persons killed or injured in road traffic accidents**G. Personnes tuées ou blessées dans les accidents de la circulation routière****G. Погибшие или раненые в дорожно-транспортных происшествиях**

Unit: number - Unité: nombre - Единица: число

Country Pays Страна	Code Code Шифр	Description Description Описание	1985	1990	1995	2000	2003	2004
Ukraine Ukraine Украина	A	Number of persons killed	6 266	9 616	7 530	5 185	7 149	6 966
	B	Number of persons injured	39 999	53 451	46 943	36 636	47 458	53 636
United Kingdom Royaume-Uni Соединенное Королевство	A	Number of persons killed	5 165	5 217	3 621	3 409	3 508	3 221
	B	Number of persons injured	312 000	336 000	318 466	316 874	287 099	277 619
United States Etats-Unis Соединенные Штаты	A	Number of persons killed	43 825	44 599	41 798	41 821	42 884	42 836
	B	Number of persons injured	3 388 825	3 231 000	3 386 000	3 189 000	2 889 000	2 788 000

Explanation of code - Explication du code - Объяснение шифра

A : Number of persons killed
B : Number of persons injured

A : Nombre de personnes tuées
B : Nombre de personnes blessées

A : Число убитых
B : Число раненых

Country notes - Notes relatives aux pays - Примечания к данным, представляемым странами:

1. Up to 1990 data refer to the Federal Republic of Germany.
2. The former Yugoslav Republic of Macedonia.

1. Jusqu'en 1990 les données se réfèrent à la République fédérale d'Allemagne.
2. L'ex-République yougoslave de Macédoine

1. До 1990 года данные относятся к Федеративной Республики Германии.
2. Бывшая Югославская Республика Македония.

Accidents and casualties

Accidents et victimes

Происшествия и жертвы

1. Road traffic accidents by location, time of occurrence and road condition
1. Accidents de la circulation routière selon le lieu, l'époque à laquelle ils se sont produits et les conditions de circulation
1. Дорожно-транспортные происшествия, повлекшие за собой раненых или погибших, по типу происшествия

Unit : number - Unité : nombre - Единица: Число

Item	Description	Rubrique	Description
1	All accidents - Total	1	Tous les accidents - Total
2	By location:	2	Selon le lieu:
21	- Motorways	21	- Autoroutes
22	- Inside built-up areas (without motorways)	22	- Dans les agglomérations (sans les autoroutes)
23	- Outside built-up areas (without motorways)	23	- Hors des agglomérations (sans les autoroutes)
3	By month:	3	Selon le mois:
301	- January	301	- Janvier
302	- February	302	- Février
303	- March	303	- Mars
304	- April	304	- Avril
305	- May	305	- Mai
306	- June	306	- Juin
307	- July	307	- Juillet
308	- August	308	- Août
309	- September	309	- Septembre
310	- October	310	- Octobre
311	- November	311	- Novembre
312	- December	312	- Décembre
4	By day of week:	4	Selon le jour de la semaine:
41	- Monday through Thursday	41	- Lundi à jeudi
42	- Friday	42	- Vendredi
43	- Saturday	43	- Samedi
44	- Sunday	44	- Dimanche
5	By light condition:	5	Selon les conditions d'éclairage:
51	- Daylight	51	- En plein jour
52	- Twilight (or unknown)	52	- Au crépuscule (ou conditions inconnues)
53	- Darkness	53	- Dans l'obscurité
6	By road condition:	6	Selon l'état de la route:
61	- Dry road surface	61	- Route sèche
62	- Other (wet, icy, etc.)	62	- Autre (humide, glacée, etc.)

Статья	Описание
1	Все дорожно-транспортные происшествия - Всего
2	По месту:
21	- Автомагистрали
22	- В населенных пунктах (без автомагистралей)
23	- За пределами населенных пунктов (без автомагистралей)
3	По месяцам:
301	- Январь
302	- Февраль
303	- Март
304	- Апрель
305	- Май
306	- Июнь
307	- Июль
308	- Август
309	- Сентябрь
310	- Октябрь
311	- Ноябрь
312	- Декабрь
4	По дням недели:
41	- Понедельник - четверг
42	- Пятница
43	- Суббота
44	- Воскресенье
5	По условиям освещения: Дневное время
51	- Дневное время
52	- Сумерки (или условия освещения не известны)
53	- Ночное время
6	По условиям дорожного покрытия:
61	- Сухое дорожное покрытие
62	- Прочее (влажное покрытие, гололед и т.д.)

1. Road traffic accidents by location, time of occurrence and road condition

1. Accidents de la circulation routière selon le lieu, l'époque à laquelle ils se sont produits et les conditions de circulation

1. Дорожно-транспортные происшествия, повлекшие за собой раненых или погибших, по типу происшествия

Unit : number - Unité : nombre - Единица: Число

Description Description Описание	Accidents Accidents Происшествия		Persons killed or injured : total Personnes tuées ou blessées : total Погибшие или раненые: всего		Persons killed Personnes tuées Погибшие		Persons injured Personnes blessées Раненые	
	2003	2004	2003	2004	2003	2004	2003	2004

Albania - Albanie - Албания

1	All accidents - Total	363	801	512	1 110	264	315	248	820
2	By location:								
21	- Motorways
22	- Inside built-up areas	115	...	139	...	53	...	86	...
23	- Outside built-up areas	248	...	373	...	211	...	162	...
3	By month:								
301	- January	22	...	28	...	15	...	13	...
302	- February	27	...	37	...	18	...	19	...
303	- March	24	...	47	...	17	...	30	...
304	- April	27	...	45	...	25	...	20	...
305	- May	25	...	25	...	16	...	9	...
306	- June	25	...	35	...	17	...	18	...
307	- July	25	...	33	...	23	...	10	...
308	- August	33	...	41	...	19	...	22	...
309	- September	45	...	57	...	31	...	26	...
310	- October	31	...	39	...	30	...	9	...
311	- November	31	...	43	...	25	...	18	...
312	- December	48	...	82	...	28	...	54	...
4	By day of week:								
41	- Monday through Thursday	203	435	298	631	161	172	137	459
42	- Friday	47	121	61	156	30	46	31	110
43	- Saturday	58	112	80	139	44	44	36	95
44	- Sunday	55	133	73	208	29	52	44	156
5	By light condition:								
51	- Daylight	229	...	344	...	159	...	185	...
52	- Twilight (or unknown)	24	...	41	...	21	...	20	...
53	- Darkness	110	...	127	...	84	...	43	...
6	By road condition:								
61	- Dry road surface	315	...	427	...	221	...	206	...
62	- Other (wet, icy, etc.)	48	...	85	...	43	...	42	...

Armenia - Arménie - Армения

1	All accidents - Total	1 025	1 164	1 546	1 751	252	259	1 294	1 492
2	By location:								
21	- Motorways	410	490	703	878	146	152	557	726
22	- Inside built-up areas	605	660	824	844	103	93	721	751
23	- Outside built-up areas	10	14	19	19	3	4	16	15
3	By month:								
301	- January	57	87	84	140	6	23	78	117
302	- February	51	55	75	82	6	7	69	75
303	- March	63	80	116	108	28	13	88	95
304	- April	49	76	71	111	14	16	57	95
305	- May	56	87	75	135	9	15	66	120
306	- June	86	112	129	162	25	25	104	137
307	- July	112	115	166	178	31	27	135	151
308	- August	114	116	183	193	33	37	150	156
309	- September	108	96	160	152	25	19	135	133
310	- October	109	123	141	168	22	26	119	142
311	- November	106	125	174	185	31	27	143	158
312	- December	114	92	172	137	22	24	150	113
4	By day of week:								
41	- Monday through Thursday	570	616	878	881	132	126	746	755
42	- Friday	140	167	193	257	32	35	161	222
43	- Saturday	154	162	218	265	39	52	179	213
44	- Sunday	161	219	257	348	49	46	208	302
5	By light condition:								
51	- Daylight	431	469	644	671	90	85	554	586
52	- Twilight (or unknown)	485	535	730	845	129	144	601	701
53	- Darkness	109	160	172	235	33	30	139	205
6	By road condition:								
61	- Dry road surface	1 005	...	1 522	...	251	...	1 271	...
62	- Other (wet, icy, etc.)	20	...	24	...	1	...	23	...

For notes see end of table.

Voir notes à la fin du tableau.

См. примечания в конце таблицы.

1. Road traffic accidents by location, time of occurrence and road condition

1. Accidents de la circulation routière selon le lieu, l'époque à laquelle ils se sont produits et les conditions de circulation

1. Дорожно-транспортные происшествия, повлекшие за собой раненых или погибших, по типу происшествия

Unit : number - Unité : nombre - Единица: Число

Description Description Описание	Accidents Accidents Происшествия		Persons killed or injured : total Personnes tuées ou blessées : total Погибшие или раненые: всего		Persons killed Personnes tuées Погибшие		Persons injured Personnes blessées Раненые	
	2003	2004	2003	2004	2003	2004	2003	2004

Austria - Autriche - Австрия

1	All accidents - Total	43 426	42 657	57 812	56 735	931	878	56 881	55 857
2	By location:								
21	- Motorways	2 629	2 562	4 207	3 994	109	126	4 098	3 868
22	- Inside built-up areas	26 078	25 939	32 518	32 269	223	232	32 295	32 037
23	- Outside built-up areas	14 719	14 156	21 087	20 472	599	520	20 488	19 952
3	By month:								
301	- January	2 899	2 833	3 961	3 925	57	53	3 904	3 872
302	- February	2 330	2 790	3 303	3 813	51	41	3 252	3 772
303	- March	2 836	2 856	3 722	3 754	47	48	3 675	3 706
304	- April	3 474	3 234	4 600	4 335	78	76	4 522	4 259
305	- May	4 170	3 872	5 422	5 060	89	65	5 333	4 995
306	- June	4 592	4 201	6 007	5 560	111	94	5 896	5 466
307	- July	4 551	4 319	5 885	5 660	106	76	5 779	5 584
308	- August	4 367	4 486	5 826	5 987	92	123	5 734	5 864
309	- September	4 269	4 171	5 682	5 487	98	73	5 584	5 414
310	- October	3 727	3 751	4 964	4 933	58	82	4 906	4 851
311	- November	3 108	3 147	4 148	4 175	64	79	4 084	4 096
312	- December	3 103	2 997	4 292	4 046	80	68	4 212	3 978
4	By day of week:								
41	- Monday through Thursday	25 475	25 144	33 007	32 326	490	479	32 517	31 847
42	- Friday	7 514	7 378	9 883	9 780	175	136	9 708	9 644
43	- Saturday	5 770	5 584	8 144	7 877	130	141	8 014	7 736
44	- Sunday	4 667	4 551	6 778	6 752	136	122	6 642	6 630
5	By light condition:								
51	- Daylight	31 879	30 683	41 639	40 080	539	504	41 100	39 576
52	- Twilight (or unknown)	2 052	2 176	2 782	3 046	52	49	2 730	2 997
53	- Darkness	9 495	9 798	13 391	13 609	340	325	13 051	13 284
6	By road condition:								
61	- Dry road surface	32 551	30 023	42 703	39 292	697	623	42 006	38 669
62	- Other (wet, icy, etc.)	10 875	12 634	15 109	17 443	234	255	14 875	17 188

Azerbaijan - Azerbaïdjan - Азербайджан

1	All accidents - Total	2 311	2 388	3 415	3 577	724	811	2 691	2 766
2	By location:								
21	- Motorways	837	868	1 467	...	380	...	1 087	...
22	- Inside built-up areas	1 474	1 520	1 948	...	344	...	1 604	...
23	- Outside built-up areas	-	-	-	...	-	...	-	...
3	By month:								
301	- January	146	...	213	...	69	...	144	...
302	- February	138	...	193	...	40	...	153	...
303	- March	133	...	180	...	36	...	144	...
304	- April	114	...	151	...	30	...	121	...
305	- May	137	...	205	...	39	...	166	...
306	- June	191	...	273	...	55	...	218	...
307	- July	216	...	334	...	53	...	281	...
308	- August	223	...	372	...	83	...	289	...
309	- September	263	...	374	...	69	...	305	...
310	- October	253	...	394	...	94	...	300	...
311	- November	237	...	366	...	89	...	277	...
312	- December	260	...	360	...	67	...	293	...
4	By day of week:								
41	- Monday through Thursday	1 281	...	1 897	...	400	...	1 497	...
42	- Friday	300	...	441	...	110	...	331	...
43	- Saturday	347	...	485	...	88	...	397	...
44	- Sunday	383	...	592	...	126	...	466	...
5	By light condition:								
51	- Daylight	1 006	...	1 464	...	245	...	1 219	...
52	- Twilight (or unknown)	375	...	570	...	157	...	413	...
53	- Darkness	930	...	1 381	...	322	...	1 059	...
6	By road condition:								
61	- Dry road surface	2 020	...	3 007	...	642	...	2 365	...
62	- Other (wet, icy, etc.)	291	...	408	...	82	...	326	...

For notes see end of table.

Voir notes à la fin du tableau.

См. примечания в конце таблицы.

1. Road traffic accidents by location, time of occurrence and road condition

1. Accidents de la circulation routière selon le lieu, l'époque à laquelle ils se sont produits et les conditions de circulation

1. Дорожно-транспортные происшествия, повлекшие за собой раненых или погибших, по типу происшествия

Unit : number - Unité : nombre - Единица : Число

Description Description Описание	Accidents Accidents Происшествия		Persons killed or injured : total Personnes tuées ou blessées : total Погибшие или раненые: всего		Persons killed Personnes tuées Погибшие		Persons injured Personnes blessées Раненые	
	2003	2004	2003	2004	2003	2004	2003	2004

Belarus - Bélarus - Беларусь

1	All accidents - Total	7 194	7 218	9 125	9 210	1 764	1 688	7 361	7 522
2	By location:								
21	- Motorways	-	-	-	-	-	-	-	-
22	- Inside built-up areas	4 555	4 494	5 408	5 372	714	677	4 694	4 695
23	- Outside built-up areas	2 639	2 724	3 717	3 838	1 050	1 011	2 667	2 827
3	By month:								
301	- January	470	400	576	495	107	94	469	401
302	- February	320	438	411	564	94	87	317	477
303	- March	377	371	474	461	98	91	376	370
304	- April	490	486	650	607	111	90	539	517
305	- May	549	565	695	736	108	120	587	616
306	- June	635	570	798	748	122	108	676	640
307	- July	713	690	937	939	168	157	769	782
308	- August	810	774	1 068	1 024	192	186	876	838
309	- September	723	722	939	891	167	176	772	715
310	- October	742	804	887	1 017	200	230	687	787
311	- November	698	716	848	880	207	175	641	705
312	- December	667	682	842	848	190	174	652	674
4	By day of week:								
41	- Monday through Thursday	3 787	3 734	4 735	4 622	909	820	3 826	3 802
42	- Friday	1 166	1 180	1 427	1 503	293	280	1 134	1 223
43	- Saturday	1 114	1 170	1 445	1 510	282	296	1 163	1 214
44	- Sunday	1 127	1 134	1 518	1 575	280	292	1 238	1 283
5	By light condition:								
51	- Daylight	3 686	3 828	4 714	4 932	661	680	4 053	4 252
52	- Twilight (or unknown)	279	75	353	84	73	14	280	70
53	- Darkness	3 229	3 315	4 058	4 194	1 030	994	3 028	3 200
6	By road condition:								
61	- Dry road surface	4 721	4 543	6 032	5 790	1 188	1 084	4 844	4 706
62	- Other (wet, icy, etc.)	2 473	2 675	3 093	3 420	576	604	2 517	2 816

Belgium - Belgique - Бельгия

1	All accidents - Total	50 478	48 670	66 601	64 155	1 215	1 163	65 386	62 992
2	By location:								
21	- Motorways	3 634	3 393	5 317	5 083	137	124	5 180	4 959
22	- Inside built-up areas	28 045	27 185	34 721	33 522	351	296	34 370	33 226
23	- Outside built-up areas	18 666	17 922	26 033	25 346	654	641	25 379	24 705
3	By month:								
301	- January
302	- February
303	- March
304	- April
305	- May
306	- June
307	- July
308	- August
309	- September
310	- October
311	- November
312	- December
4	By day of week:								
41	- Monday through Thursday
42	- Friday
43	- Saturday
44	- Sunday
5	By light condition:								
51	- Daylight
52	- Twilight (or unknown)
53	- Darkness
6	By road condition:								
61	- Dry road surface
62	- Other (wet, icy, etc.)

For notes see end of table.

Voir notes à la fin du tableau.

См. примечания в конце таблицы.

1. Road traffic accidents by location, time of occurrence and road condition

1. Accidents de la circulation routière selon le lieu, l'époque à laquelle ils se sont produits et les conditions de circulation

1. Дорожно-транспортные происшествия, повлекшие за собой раненых или погибших, по типу происшествия

Unit : number - Unité : nombre - Единица : Число

Description Description Описание	Accidents Accidents Происшествия		Persons killed or injured : total Personnes tuées ou blessées : total Погибшие или раненые: всего		Persons killed Personnes tuées Погибшие		Persons injured Personnes blessées Раненые	
	2003	2004	2003	2004	2003	2004	2003	2004

Bosnia-Herzegovina - Bosnie-Herzégovine - Босния и Герцеговина

1	All accidents - Total	33 054	33 890	7 079	6 913	263	251	6 816	6 662
2	By location:								
21	- Motorways
22	- Inside built-up areas
23	- Outside built-up areas
3	By month:								
301	- January	2 557	2 583	654	672	22	24	632	648
302	- February	2 145	2 347	566	663	15	22	551	841
303	- March	2 161	2 314	603	664	37	27	568	637
304	- April	2 590	2 565	807	810	39	30	768	780
305	- May	2 600	2 876	966	947	38	43	928	904
306	- June	2 816	2 568	1 032	908	40	37	992	871
307	- July	3 278	3 338	1 167	1 198	49	42	1 118	1 156
308	- August	3 444	3 312	1 231	1 119	59	51	1 172	1 068
309	- September	3 020	2 918	983	932	41	46	942	886
310	- October	2 937	2 655	888	777	46	39	842	738
311	- November	2 423	2 817	779	759	49	34	730	725
312	- December	3 083	2 597	812	701	32	21	780	670
4	By day of week:								
41	- Monday through Thursday
42	- Friday
43	- Saturday
44	- Sunday
5	By light condition:								
51	- Daylight
52	- Twilight (or unknown)
53	- Darkness
6	By road condition:								
61	- Dry road surface
62	- Other (wet, icy, etc.)

Bulgaria - Bulgarie - Болгария

1	All accidents - Total	6 997	7 612	9 448	10 251	960	943	8 488	9 308
2	By location:								
21	- Motorways	108	99	177	174	27	45	150	129
22	- Inside built-up areas	4 741	5 072	5 824	6 182	435	386	5 389	5 796
23	- Outside built-up areas	2 148	2 441	3 447	3 895	498	512	2 949	3 383
3	By month:								
301	- January	430	400	593	560	63	57	530	503
302	- February	349	444	460	608	38	61	422	547
303	- March	466	547	617	704	67	57	550	647
304	- April	531	578	734	760	64	61	670	699
305	- May	613	701	823	946	68	80	755	866
306	- June	652	676	866	908	84	88	782	820
307	- July	735	845	992	1 158	99	104	893	1 054
308	- August	729	748	1 039	1 031	109	96	930	935
309	- September	706	689	953	955	103	73	850	882
310	- October	694	709	884	925	110	93	774	832
311	- November	554	637	734	829	74	94	660	735
312	- December	538	638	753	867	81	79	672	788
4	By day of week:								
41	- Monday through Thursday	3 818	4 243	4 944	5 475	453	469	4 491	5 006
42	- Friday	1 132	1 196	1 539	1 621	179	141	1 360	1 480
43	- Saturday	1 126	1 142	1 600	1 621	177	164	1 423	1 457
44	- Sunday	921	1 031	1 365	1 534	151	169	1 214	1 365
5	By light condition:								
51	- Daylight	4 460	5 094	5 879	6 661	506	523	5 373	6 138
52	- Twilight (or unknown)	1 039	1 067	1 397	1 448	133	123	1 264	1 325
53	- Darkness	1 498	1 451	2 172	2 142	321	297	1 851	1 845
6	By road condition:								
61	- Dry road surface
62	- Other (wet, icy, etc.)

For notes see end of table.

Voir notes à la fin du tableau.

См. примечания в конце таблицы.

1. Road traffic accidents by location, time of occurrence and road condition

1. Accidents de la circulation routière selon le lieu, l'époque à laquelle ils se sont produits et les conditions de circulation

1. Дорожно-транспортные происшествия, повлекшие за собой раненых или погибших, по типу происшествия

Unit : number - Unité : nombre - Единица : Число

Description Description Описание	Accidents Accidents Происшествия		Persons killed or injured : total Personnes tuées ou blessées : total Погибшие или раненые: всего		Persons killed Personnes tuées Погибшие		Persons injured Personnes blessées Раненые	
	2003	2004	2003	2004	2003	2004	2003	2004

Canada - Canada - Канада

1	All accidents - Total	156 904	...	225 221	...	2 766	...	222 455	...
2	By location:								
21	- Motorways	11 344	...	16 956	...	366	...	16 590	...
22	- Inside built-up areas	86 252	...	121 251	...	677	...	120 574	...
23	- Outside built-up areas	30 513	...	47 034	...	1 113	...	45 921	...
3	By month:								
301	- January	15 230	...	21 522	...	219	...	21 303	...
302	- February	12 041	...	17 034	...	136	...	16 898	...
303	- March	11 473	...	16 677	...	165	...	16 512	...
304	- April	10 416	...	14 807	...	198	...	14 609	...
305	- May	12 411	...	17 774	...	236	...	17 538	...
306	- June	13 744	...	20 025	...	236	...	19 789	...
307	- July	13 795	...	20 299	...	292	...	20 007	...
308	- August	13 772	...	20 539	...	297	...	20 242	...
309	- September	13 381	...	18 813	...	250	...	18 563	...
310	- October	13 552	...	19 373	...	270	...	19 103	...
311	- November	13 467	...	19 057	...	233	...	18 824	...
312	- December	13 620	...	19 299	...	234	...	19 065	...
4	By day of week:								
41	- Monday through Thursday	90 250	...	125 863	...	1 400	...	124 463	...
42	- Friday	26 122	...	37 313	...	463	...	36 850	...
43	- Saturday	21 866	...	33 265	...	484	...	32 781	...
44	- Sunday	18 355	...	28 377	...	418	...	27 959	...
5	By light condition:								
51	- Daylight	106 786	...	152 035	...	1 464	...	150 571	...
52	- Twilight (or unknown)	16 728	...	12 239	...	169	...	12 070	...
53	- Darkness	33 390	...	60 919	...	1 133	...	59 786	...
6	By road condition:								
61	- Dry road surface	97 340	...	140 311	...	1 852	...	138 459	...
62	- Other (wet, icy, etc.)	57 066	...	81 617	...	898	...	80 719	...

Croatia - Croatie - Хорватия

1	All accidents - Total	18 592	17 140	26 854	24 879	701	608	26 153	24 271
2	By location:								
21	- Motorways	(a)	(a)	(a)	(a)	(a)	(a)	(a)	(a)
22	- Inside built-up areas	15 676	13 623	21 986	19 065	466	345	21 520	18 720
23	- Outside built-up areas	2 916	3 517	4 868	5 814	235	263	4 633	5 551
3	By month:								
301	- January	935	...	1 328	...	29	...	1 299	...
302	- February	940	...	1 333	...	34	...	1 299	...
303	- March	1 155	...	1 654	...	41	...	1 613	...
304	- April	1 380	...	2 031	...	54	...	1 977	...
305	- May	1 749	...	2 433	...	48	...	2 385	...
306	- June	1 968	...	2 841	...	72	...	2 769	...
307	- July	2 056	...	3 011	...	83	...	2 928	...
308	- August	2 109	...	3 117	...	81	...	3 036	...
309	- September	1 748	...	2 536	...	66	...	2 470	...
310	- October	1 701	...	2 426	...	56	...	2 370	...
311	- November	1 327	...	1 927	...	66	...	1 861	...
312	- December	1 524	...	2 217	...	71	...	2 146	...
4	By day of week:								
41	- Monday through Thursday	10 065	...	14 006	...	350	...	13 656	...
42	- Friday	2 954	...	4 176	...	112	...	4 064	...
43	- Saturday	2 896	...	4 398	...	139	...	4 259	...
44	- Sunday	2 677	...	4 274	...	100	...	4 174	...
5	By light condition:								
51	- Daylight	12 394	...	17 335	...	363	...	16 972	...
52	- Twilight (or unknown)	424	...	611	...	17	...	594	...
53	- Darkness	5 774	...	8 908	...	321	...	8 587	...
6	By road condition:								
61	- Dry road surface	14 673	...	21 010	...	561	...	20 449	...
62	- Other (wet, icy, etc.)	3 919	...	5 844	...	140	...	5 704	...

For notes see end of table.

Voir notes à la fin du tableau.

См. примечания в конце таблицы.

1. Road traffic accidents by location, time of occurrence and road condition

1. Accidents de la circulation routière selon le lieu, l'époque à laquelle ils se sont produits et les conditions de circulation

1. Дорожно-транспортные происшествия, повлекшие за собой раненых или погибших, по типу происшествия

Unit : number - Unité : nombre - Единица: Число

Description Description Описание	Accidents Accidents Происшествия		Persons killed or injured : total Personnes tuées ou blessées : total Погибшие или раненые: всего		Persons killed Personnes tuées Погибшие		Persons injured Personnes blessées Раненые	
	2003	2004	2003	2004	2003	2004	2003	2004

Cyprus - Chypre - Кипр

1	All accidents - Total	2 358	2 080	3 508	3 293	97	117	3 411	3 176
2	By location:								
21	- Motorways
22	- Inside built-up areas
23	- Outside built-up areas
3	By month:								
301	- January	173	185	255	336	10	9	245	327
302	- February	165	160	243	269	4	9	239	260
303	- March	180	175	278	265	14	3	264	262
304	- April	142	164	219	265	4	7	215	258
305	- May	179	177	261	273	5	13	256	260
306	- June	197	184	276	269	9	10	267	259
307	- July	214	200	326	315	13	6	313	309
308	- August	224	193	337	319	7	11	330	308
309	- September	268	166	378	249	12	17	366	232
310	- October	202	166	290	265	2	7	288	258
311	- November	202	158	294	237	5	12	289	225
312	- December	212	152	351	231	12	13	339	218
4	By day of week:								
41	- Monday through Thursday	1 391	1 136	1 960	1 702	42	57	1 918	1 645
42	- Friday	358	336	553	533	20	13	533	520
43	- Saturday	301	282	484	440	15	18	469	422
44	- Sunday	308	326	511	618	20	29	491	589
5	By light condition:								
51	- Daylight	1 514	1 320	2 181	1 978	46	67	2 135	1 911
52	- Twilight (or unknown)	(b)	(b)	(b)	(b)	(b)	(b)	(b)	(b)
53	- Darkness	844	760	1 327	1 315	51	50	1 276	1 265
6	By road condition:								
61	- Dry road surface
62	- Other (wet, icy, etc.)

Czech Republic - République tchèque - Чешская Республика

1	All accidents - Total	27 320	26 516	36 885	35 636	1 447	1 382	35 438	34 254
2	By location:								
21	- Motorways	444	455	712	747	48	58	664	689
22	- Inside built-up areas	16 936	16 517	21 173	20 494	556	525	20 617	19 969
23	- Outside built-up areas	9 940	9 544	15 000	14 395	843	799	14 157	13 596
3	By month:								
301	- January	1 729	1 635	2 291	2 174	111	72	2 180	2 102
302	- February	1 449	1 514	1 978	2 083	71	64	1 907	2 019
303	- March	1 737	1 677	2 342	2 195	95	96	2 247	2 099
304	- April	2 005	2 060	2 695	2 671	107	111	2 588	2 560
305	- May	2 602	2 392	3 460	3 241	114	114	3 346	3 127
306	- June	3 027	2 679	4 030	3 580	154	134	3 876	3 446
307	- July	2 874	2 629	4 046	3 547	175	120	3 871	3 427
308	- August	2 952	2 833	4 087	3 880	146	148	3 941	3 732
309	- September	2 570	2 521	3 458	3 364	124	126	3 334	3 238
310	- October	2 186	2 458	2 892	3 344	139	154	2 753	3 190
311	- November	2 068	2 137	2 765	2 831	104	111	2 661	2 720
312	- December	2 121	1 981	2 841	2 726	107	132	2 734	2 594
4	By day of week:								
41	- Monday through Thursday	15 194	14 902	19 690	19 327	716	753	18 974	18 574
42	- Friday	4 669	4 494	6 168	5 933	229	222	5 939	5 711
43	- Saturday	4 110	3 904	6 149	5 676	304	225	5 845	5 451
44	- Sunday	3 347	3 216	4 878	4 700	198	182	4 680	4 518
5	By light condition:								
51	- Daylight	17 798	16 979	23 595	22 352	718	756	22 877	21 596
52	- Twilight (or unknown)	2 427	2 560	3 383	3 583	130	121	3 253	3 462
53	- Darkness	7 095	6 977	9 907	9 701	599	505	9 308	9 196
6	By road condition:								
61	- Dry road surface	20 082	18 190	26 740	23 927	1 039	969	25 701	22 958
62	- Other (wet, icy, etc.)	7 238	8 326	10 145	11 709	408	413	9 737	11 296

For notes see end of table.

Voir notes à la fin du tableau.

См. примечания в конце таблицы.

1. Road traffic accidents by location, time of occurrence and road condition

1. Accidents de la circulation routière selon le lieu, l'époque à laquelle ils se sont produits et les conditions de circulation

1. Дорожно-транспортные происшествия, повлекшие за собой раненых или погибших, по типу происшествия

Unit : number - Unité : nombre - Единица: Число

Description Description Описание	Accidents Accidents Происшествия		Persons killed or injured : total Personnes tuées ou blessées : total Погибшие или раненые: всего		Persons killed Personnes tuées Погибшие		Persons injured Personnes blessées Раненые	
	2003	2004	2003	2004	2003	2004	2003	2004

Denmark - Danemark - Дания

1	All accidents - Total	6 749	6 209	8 844	7 915	432	369	8 412	7 546
2	By location:								
21	- Motorways	102	263	168	388	11	27	157	361
22	- Inside built-up areas	3 928	3 710	4 593	4 267	114	120	4 479	4 147
23	- Outside built-up areas	2 719	2 236	4 083	3 260	307	222	3 776	3 038
3	By month:								
301	- January	424	476	565	644	30	29	535	615
302	- February	460	456	641	574	32	30	609	544
303	- March	552	421	731	525	27	24	704	501
304	- April	515	488	680	635	23	26	657	609
305	- May	623	522	816	660	43	35	773	625
306	- June	629	534	799	680	34	30	765	650
307	- July	557	464	794	613	53	35	741	578
308	- August	720	612	892	772	36	30	856	742
309	- September	604	602	737	735	32	26	705	709
310	- October	578	557	721	681	37	25	684	656
311	- November	590	542	799	683	46	43	753	640
312	- December	497	533	669	711	39	36	630	675
4	By day of week:								
41	- Monday through Thursday	3 915	3 551	4 953	4 339	222	200	4 731	4 139
42	- Friday	1 125	1 050	1 443	1 330	78	44	1 365	1 286
43	- Saturday	903	838	1 256	1 180	66	72	1 190	1 108
44	- Sunday	806	768	1 192	1 064	66	53	1 126	1 011
5	By light condition:								
51	- Daylight	4 574	4 019	5 893	5 038	252	204	5 641	4 834
52	- Twilight (or unknown)	333	411	446	499	16	20	430	479
53	- Darkness	1 842	1 779	2 505	2 378	164	145	2 341	2 233
6	By road condition:								
61	- Dry road surface	4 797	4 097	6 155	5 098	277	210	5 878	4 888
62	- Other (wet, icy, etc.)	1 952	2 112	2 689	2 817	155	159	2 534	2 658

Estonia - Estonie - Эстония

1	All accidents - Total	1 931	2 244	2 703	3 045	164	170	2 539	2 875
2	By location:								
21	- Motorways	-	-	-	-	-	-	-	-
22	- Inside built-up areas	1 134	1 317	1 358	1 561	40	42	1 318	1 519
23	- Outside built-up areas	797	927	1 345	1 484	124	128	1 221	1 356
3	By month:								
301	- January	122	189	196	269	16	19	180	250
302	- February	99	134	134	191	5	9	129	182
303	- March	103	131	133	178	4	8	129	170
304	- April	122	162	168	212	8	8	160	204
305	- May	155	187	203	236	10	12	193	224
306	- June	174	196	260	265	21	14	239	251
307	- July	179	187	260	267	9	12	251	255
308	- August	213	259	304	352	11	16	293	336
309	- September	195	203	265	272	17	21	248	251
310	- October	190	191	267	258	16	13	251	245
311	- November	192	192	261	257	23	14	238	243
312	- December	187	213	252	288	24	24	228	264
4	By day of week:								
41	- Monday through Thursday	994	1 186	1 325	1 539	65	86	1 260	1 453
42	- Friday	296	357	421	472	40	28	381	444
43	- Saturday	370	351	547	505	39	27	508	478
44	- Sunday	271	350	410	529	20	29	390	500
5	By light condition:								
51	- Daylight	1 283	1 473	1 766	1 971	78	94	1 688	1 877
52	- Twilight (or unknown)	(b)	(b)	(b)	(b)	(b)	(b)	(b)	(b)
53	- Darkness	648	771	937	1 074	86	76	851	998
6	By road condition:								
61	- Dry road surface	1 200	1 316	1 622	1 749	94	98	1 528	1 651
62	- Other (wet, icy, etc.)	731	928	1 081	1 296	70	72	1 011	1 224

For notes see end of table.

Voir notes à la fin du tableau.

См. примечания в конце таблицы.

1. Road traffic accidents by location, time of occurrence and road condition

1. Accidents de la circulation routière selon le lieu, l'époque à laquelle ils se sont produits et les conditions de circulation

1. Дорожно-транспортные происшествия, повлекшие за собой раненых или погибших, по типу происшествия

Unit : number - Unité : nombre - Единица: Число

Description Description Описание	Accidents Accidents Происшествия		Persons killed or injured : total Personnes tuées ou blessées : total Погибшие или раненые: всего		Persons killed Personnes tuées Погибшие		Persons injured Personnes blessées Раненые	
	2003	2004	2003	2004	2003	2004	2003	2004

Finland - Finlande - Финляндия

1	All accidents - Total	6 907	6 767	9 467	9 166	379	375	9 088	8 791
2	By location:								
21	- Motorways	160	164	248	252	7	17	241	235
22	- Inside built-up areas	3 414	3 413	4 160	4 212	101	82	4 059	4 130
23	- Outside built-up areas	3 333	3 190	5 059	4 702	271	276	4 788	4 426
3	By month:								
301	- January	437	496	643	701	22	25	621	676
302	- February	346	427	493	590	23	19	470	571
303	- March	390	383	495	562	25	40	470	522
304	- April	422	438	616	589	26	38	590	551
305	- May	578	580	764	788	29	42	735	746
306	- June	648	606	875	806	26	28	849	778
307	- July	699	695	934	939	32	26	902	913
308	- August	758	722	1 032	939	43	25	989	914
309	- September	716	621	960	800	42	40	918	760
310	- October	673	648	913	868	33	38	880	830
311	- November	575	576	780	768	32	28	748	740
312	- December	665	575	962	816	46	26	916	790
4	By day of week:								
41	- Monday through Thursday	3 877	3 915	5 096	5 166	201	199	4 895	4 967
42	- Friday	1 143	1 084	1 586	1 423	54	86	1 532	1 337
43	- Saturday	1 010	1 017	1 545	1 505	69	55	1 476	1 450
44	- Sunday	877	751	1 240	1 072	55	35	1 185	1 037
5	By light condition:								
51	- Daylight	4 577	4 521	6 201	5 966	237	229	5 964	5 737
52	- Twilight (or unknown)	520	517	721	729	23	28	698	701
53	- Darkness	1 810	1 729	2 545	2 471	119	118	2 426	2 353
6	By road condition:								
61	- Dry road surface	3 838	3 470	5 132	4 586	204	188	4 928	4 398
62	- Other (wet, icy, etc.)	3 069	3 297	4 335	4 580	175	187	4 160	4 393

France - France - Франция

1	All accidents - Total	90 220	85 396	121 660	113 959	5 731	5 232	115 929	108 727
2	By location:								
21	- Motorways	6 161	5 285	9 085	7 805	450	337	8 635	7 468
22	- Inside built-up areas	60 162	57 790	74 844	71 050	1 576	1 447	73 268	69 603
23	- Outside built-up areas	23 897	22 315	37 731	35 104	3 705	3 448	34 026	31 656
3	By month:								
301	- January	6 543	...	8 774	...	393	...	8 381	...
302	- February	5 694	...	7 572	...	363	...	7 209	...
303	- March	7 360	...	9 705	...	449	...	9 256	...
304	- April	7 238	...	9 636	...	413	...	9 223	...
305	- May	7 995	...	10 885	...	519	...	10 366	...
306	- June	9 004	...	12 244	...	551	...	11 693	...
307	- July	8 319	...	11 553	...	570	...	10 983	...
308	- August	7 146	...	10 303	...	560	...	9 743	...
309	- September	8 251	...	10 910	...	517	...	10 393	...
310	- October	8 452	...	11 287	...	510	...	10 777	...
311	- November	7 332	...	9 607	...	419	...	9 188	...
312	- December	6 886	...	9 184	...	467	...	8 717	...
4	By day of week:								
41	- Monday through Thursday	52 580	...	68 348	...	3 009	...	65 339	...
42	- Friday	14 330	...	18 758	...	845	...	17 913	...
43	- Saturday	13 167	...	19 034	...	968	...	18 066	...
44	- Sunday	10 143	...	15 520	...	909	...	14 611	...
5	By light condition:								
51	- Daylight	63 341	...	83 499	...	3 238	...	80 261	...
52	- Twilight (or unknown)	4 847	...	6 703	...	346	...	6 357	...
53	- Darkness	22 032	...	31 458	...	2 147	...	29 311	...
6	By road condition:								
61	- Dry road surface	75 546	...	100 943	...	4 657	...	96 286	...
62	- Other (wet, icy, etc.)	14 674	...	20 717	...	1 074	...	19 643	...

For notes see end of table.

Voir notes à la fin du tableau.

См. примечания в конце таблицы.

1. Road traffic accidents by location, time of occurrence and road condition

1. Accidents de la circulation routière selon le lieu, l'époque à laquelle ils se sont produits et les conditions de circulation

1. Дорожно-транспортные происшествия, повлекшие за собой раненых или погибших, по типу происшествия

Unit : number - Unité : nombre - Единица: Число

Description Description Описание	Accidents Accidents Происшествия		Persons killed or injured : total Personnes tuées ou blessées : total Погибшие или раненые: всего		Persons killed Personnes tuées Погибшие		Persons injured Personnes blessées Раненые	
	2003	2004	2003	2004	2003	2004	2003	2004

Georgia - Géorgie - Грузия

1	All accidents - Total	2 113	2 936	3 163	4 706	578	637	2 585	4 069
2	By location:								
21	- Motorways	391	...	644	...	191	...	453	...
22	- Inside built-up areas	1 722	...	2 513	...	381	...	2 132	...
23	- Outside built-up areas
3	By month:								
301	- January	175	...	275	...	53	...	222	...
302	- February	136	...	183	...	22	...	161	...
303	- March	164	...	220	...	54	...	166	...
304	- April	120	...	218	...	28	...	190	...
305	- May	146	...	227	...	42	...	185	...
306	- June	158	...	247	...	37	...	210	...
307	- July	194	...	296	...	49	...	247	...
308	- August	175	...	265	...	47	...	218	...
309	- September	168	...	251	...	39	...	212	...
310	- October	205	...	277	...	54	...	223	...
311	- November	207	...	306	...	70	...	236	...
312	- December	265	...	392	...	77	...	315	...
4	By day of week:								
41	- Monday through Thursday	1 219	...	1 864	...	335	...	1 529	...
42	- Friday	303	...	438	...	77	...	361	...
43	- Saturday	280	...	372	...	77	...	295	...
44	- Sunday	311	...	483	...	83	...	400	...
5	By light condition:								
51	- Daylight	1 023	...	1 498	...	282	...	1 216	...
52	- Twilight (or unknown)	(b)	...	(b)	...	(b)	...	(b)	...
53	- Darkness	1 090	...	1 659	...	290	...	1 369	...
6	By road condition:								
61	- Dry road surface
62	- Other (wet, icy, etc.)	88	...	151	...	14	...	137	...

Germany - Allemagne - Германия

1	All accidents - Total	354 534	339 310	468 783	445 968	6 613	5 842	462 170	440 126
2	By location:								
21	- Motorways	22 646	21 458	36 061	33 721	811	694	35 250	33 027
22	- Inside built-up areas	230 521	223 314	283 108	273 520	1 646	1 484	281 462	272 036
23	- Outside built-up areas	101 367	94 538	149 614	138 727	4 156	3 664	145 458	135 063
3	By month:								
301	- January	23 728	...	31 868	...	466	...	31 402	...
302	- February	20 408	...	27 412	...	372	...	27 040	...
303	- March	25 077	...	33 236	...	440	...	32 796	...
304	- April	28 528	...	37 891	...	530	...	37 361	...
305	- May	33 798	...	44 271	...	573	...	43 698	...
306	- June	35 964	...	47 172	...	694	...	46 478	...
307	- July	36 895	...	48 069	...	650	...	47 419	...
308	- August	33 269	...	43 923	...	683	...	43 240	...
309	- September	33 647	...	44 052	...	623	...	43 429	...
310	- October	30 219	...	40 139	...	546	...	39 593	...
311	- November	27 429	...	36 550	...	533	...	36 017	...
312	- December	25 572	...	34 200	...	503	...	33 697	...
4	By day of week:								
41	- Monday through Thursday	213 631	...	274 085	...	3 502	...	270 583	...
42	- Friday	59 586	...	78 460	...	1 017	...	77 443	...
43	- Saturday	45 165	...	63 628	...	1 112	...	62 516	...
44	- Sunday	36 152	...	52 610	...	982	...	51 628	...
5	By light condition:								
51	- Daylight	260 830	...	340 355	...	3 983	...	336 372	...
52	- Twilight (or unknown)	18 071	...	23 819	...	351	...	23 468	...
53	- Darkness	75 633	...	104 609	...	2 279	...	102 330	...
6	By road condition:								
61	- Dry road surface	263 049	...	344 197	...	4 891	...	339 306	...
62	- Other (wet, icy, etc.)	91 485	...	124 586	...	1 722	...	122 864	...

For notes see end of table.

Voir notes à la fin du tableau.

См. примечания в конце таблицы.

1. Road traffic accidents by location, time of occurrence and road condition

1. Accidents de la circulation routière selon le lieu, l'époque à laquelle ils se sont produits et les conditions de circulation

1. Дорожно-транспортные происшествия, повлекшие за собой раненых или погибших, по типу происшествия

Unit : number - Unité : nombre - Единица: Число

Description Description Описание	Accidents Accidents Происшествия		Persons killed or injured : total Personnes tuées ou blessées : total Погибшие или раненые: всего		Persons killed Personnes tuées Погибшие		Persons injured Personnes blessées Раненые	
	2003	2004	2003	2004	2003	2004	2003	2004

Greece - Grèce - Греция

1	All accidents - Total	15 751	15 547	22 342	21 849	1 605	1 670	20 737	20 179
2	By location:								
21	- Motorways	231	456	385	559	58	116	327	443
22	- Inside built-up areas	12 474	12 244	16 415	15 992	716	766	15 699	15 226
23	- Outside built-up areas	3 046	2 847	5 542	5 298	831	788	4 711	4 510
3	By month:								
301	- January	1 197	1 010	1 732	1 404	111	111	1 621	1 293
302	- February	952	1 039	1 311	1 428	119	114	1 192	1 314
303	- March	1 060	1 164	1 507	1 645	115	122	1 392	1 523
304	- April	1 161	1 214	1 725	1 680	119	137	1 606	1 543
305	- May	1 448	1 423	1 971	1 982	122	144	1 849	1 838
306	- June	1 449	1 453	2 040	1 957	139	149	1 901	1 808
307	- July	1 709	1 526	2 448	2 196	181	172	2 267	2 024
308	- August	1 476	1 443	2 209	2 130	161	169	2 048	1 961
309	- September	1 380	1 339	1 935	1 964	153	164	1 782	1 800
310	- October	1 459	1 274	1 999	1 815	132	137	1 867	1 678
311	- November	1 288	1 268	1 826	1 736	132	114	1 694	1 622
312	- December	1 172	1 394	1 639	1 912	121	137	1 518	1 775
4	By day of week:								
41	- Monday through Thursday	8 807	8 732	12 003	11 819	836	812	11 167	11 007
42	- Friday	2 513	2 422	3 407	3 288	225	253	3 182	3 035
43	- Saturday	2 189	2 166	3 207	3 155	230	286	2 977	2 869
44	- Sunday	2 242	2 227	3 725	3 587	314	319	3 411	3 268
5	By light condition:								
51	- Daylight	9 310	9 284	12 817	12 676	782	832	12 035	11 844
52	- Twilight (or unknown)	852	858	1 262	1 179	109	97	1 153	1 082
53	- Darkness	5 589	5 405	8 263	7 994	714	741	7 549	7 253
6	By road condition:								
61	- Dry road surface	13 899	13 953	19 405	19 350	1 340	1 426	18 065	17 924
62	- Other (wet, icy, etc.)	1 852	1 594	2 937	2 499	265	244	2 672	2 255

Hungary - Hongrie - Венгрия

1	All accidents - Total	19 976	20 957	27 953	29 350	1 326	1 296	26 627	28 054
2	By location:								
21	- Motorways	357	453	615	888	46	62	569	826
22	- Inside built-up areas	13 715	14 118	17 268	17 852	478	474	16 790	17 378
23	- Outside built-up areas	5 904	6 386	10 070	10 610	802	760	9 268	9 850
3	By month:								
301	- January	1 094	1 273	1 571	1 855	62	91	1 509	1 764
302	- February	932	1 291	1 259	1 792	51	76	1 208	1 716
303	- March	1 212	1 333	1 729	1 841	92	104	1 637	1 737
304	- April	1 554	1 555	2 150	2 108	90	81	2 060	2 027
305	- May	1 862	1 802	2 593	2 520	136	81	2 457	2 439
306	- June	1 918	1 888	2 673	2 616	129	110	2 544	2 506
307	- July	1 910	2 040	2 650	2 851	113	115	2 537	2 736
308	- August	2 087	2 094	3 005	2 956	148	138	2 857	2 818
309	- September	2 012	2 070	2 819	2 812	135	133	2 684	2 679
310	- October	1 870	2 123	2 560	3 010	129	130	2 431	2 880
311	- November	1 773	1 749	2 477	2 462	117	119	2 360	2 343
312	- December	1 752	1 739	2 467	2 527	124	118	2 343	2 409
4	By day of week:								
41	- Monday through Thursday	11 252	11 726	15 046	15 583	688	665	14 358	14 918
42	- Friday	3 263	3 529	4 502	4 871	211	236	4 291	4 635
43	- Saturday	3 025	3 146	4 607	4 845	224	229	4 383	4 616
44	- Sunday	2 436	2 556	3 798	4 051	203	166	3 595	3 885
5	By light condition:								
51	- Daylight	13 443	13 800	18 310	18 678	709	637	17 601	18 041
52	- Twilight (or unknown)	1 178	1 289	1 734	1 998	77	85	1 657	1 913
53	- Darkness	5 355	5 868	7 909	8 674	540	574	7 369	8 100
6	By road condition:								
61	- Dry road surface	15 546	15 528	21 418	21 205	1 054	933	20 364	20 272
62	- Other (wet, icy, etc.)	4 430	5 429	6 535	8 145	272	363	6 263	7 782

For notes see end of table.

Voir notes à la fin du tableau.

См. примечания в конце таблицы.

1. Road traffic accidents by location, time of occurrence and road condition

1. Accidents de la circulation routière selon le lieu, l'époque à laquelle ils se sont produits et les conditions de circulation

1. Дорожно-транспортные происшествия, повлекшие за собой раненых или погибших, по типу происшествия

Unit : number - Unité : nombre - Единица: Число

Description Description Описание	Accidents Accidents Происшествия		Persons killed or injured : total Personnes tuées ou blessées : total Погибшие или раненые: всего		Persons killed Personnes tuées Погибшие		Persons injured Personnes blessées Раненые	
	2003	2004	2003	2004	2003	2004	2003	2004

Iceland - Islande - Исландия

1	All accidents - Total	807	810	1 244	1 179	23	23	1 221	1 156
2	By location:								
21	- Motorways	-	-	-	-	-	-	-	-
22	- Inside built-up areas	546	502	802	712	6	8	796	704
23	- Outside built-up areas	261	308	442	467	17	15	425	452
3	By month:								
301	- January	69	57	102	85	-	1	102	84
302	- February	51	49	83	85	-	4	83	81
303	- March	66	59	98	77	3	2	95	75
304	- April	55	50	82	67	1	-	81	67
305	- May	74	82	119	107	1	2	118	105
306	- June	66	63	116	98	1	2	115	96
307	- July	67	86	111	123	6	4	105	119
308	- August	80	69	131	101	4	1	127	100
309	- September	77	68	107	106	2	1	105	105
310	- October	59	72	82	100	2	3	80	97
311	- November	72	83	117	112	2	3	115	109
312	- December	71	72	96	118	1	-	95	118
4	By day of week:								
41	- Monday through Thursday	466	436	678	617	14	11	664	606
42	- Friday	107	145	167	200	4	4	163	196
43	- Saturday	121	114	206	179	1	3	205	176
44	- Sunday	113	115	193	183	4	5	189	178
5	By light condition:								
51	- Daylight	533	508	834	734	15	20	819	714
52	- Twilight (or unknown)	64	102	86	138	6	-	80	138
53	- Darkness	210	200	324	307	2	3	322	304
6	By road condition:								
61	- Dry road surface	417	413	637	579	10	10	627	569
62	- Other (wet, icy, etc.)	390	397	607	600	13	13	594	587

Ireland - Irlande - Ирландия

1	All accidents - Total	5 985	5 781	8 597	8 241	335	374	8 262	7 867
2	By location:								
21	- Motorways	56	46
22	- Inside built-up areas	3 188	2 942	4 133	3 781	89	107	4 044	3 674
23	- Outside built-up areas	2 797	2 839	4 464	4 460	246	267	4 218	4 193
3	By month:								
301	- January	455	474	653	679	20	32	633	647
302	- February	461	415	631	599	21	36	610	563
303	- March	500	458	692	626	33	25	659	601
304	- April	484	449	714	633	23	27	691	606
305	- May	530	444	783	641	38	26	745	615
306	- June	498	480	696	715	37	36	659	679
307	- July	481	472	723	687	32	38	691	649
308	- August	517	533	757	781	26	35	731	746
309	- September	537	515	763	725	20	34	743	691
310	- October	535	550	744	785	34	22	710	763
311	- November	530	463	776	645	30	29	746	616
312	- December	457	528	665	725	21	34	644	691
4	By day of week:								
41	- Monday through Thursday	3 256	3 147	4 568	4 392	152	157	4 416	4 235
42	- Friday	971	896	1 375	1 221	54	63	1 321	1 158
43	- Saturday	851	864	1 288	1 280	61	84	1 227	1 196
44	- Sunday	907	874	1 366	1 348	68	70	1 298	1 278
5	By light condition:								
51	- Daylight	3 841	3 725	5 478	5 210	169	183	5 309	5 027
52	- Twilight (or unknown)	131	98	168	119	8	9	160	119
53	- Darkness	2 013	1 958	2 951	2 903	158	182	2 793	2 721
6	By road condition:								
61	- Dry road surface	3 774	4 150
62	- Other (wet, icy, etc.)	2 211	1 631

For notes see end of table.

Voir notes à la fin du tableau.

См. примечания в конце таблицы.

1. Road traffic accidents by location, time of occurrence and road condition

1. Accidents de la circulation routière selon le lieu, l'époque à laquelle ils se sont produits et les conditions de circulation

1. Дорожно-транспортные происшествия, повлекшие за собой раненых или погибших, по типу происшествия

Unit : number - Unité : nombre - Единица: Число

Description Description Описание	Accidents Accidents Происшествия		Persons killed or injured : total Personnes tuées ou blessées : total Погибшие или раненые: всего		Persons killed Personnes tuées Погибшие		Persons injured Personnes blessées Раненые	
	2003	2004	2003	2004	2003	2004	2003	2004

Israel - Israël - Израиль

1	All accidents - Total	17 745	17 762	37 080	36 919	451	480	36 629	36 439
2	By location:								
21	- Motorways
22	- Inside built-up areas	13 049	13 027	23 900	23 788	191	190	23 709	23 598
23	- Outside built-up areas	4 696	4 735	13 180	13 131	260	290	12 920	12 841
3	By month:								
301	- January	1 583	1 600	3 337	3 268	31	35	3 306	3 233
302	- February	1 519	1 597	3 265	3 311	34	38	3 231	3 273
303	- March	1 545	1 586	3 294	3 194	34	44	3 260	3 150
304	- April	1 370	1 412	2 834	2 960	40	45	2 794	2 915
305	- May	1 485	1 495	3 036	3 063	25	48	3 011	3 015
306	- June	1 465	1 454	2 972	3 058	48	37	2 924	3 021
307	- July	1 503	1 472	3 306	3 239	39	42	3 267	3 197
308	- August	1 467	1 465	3 190	3 229	45	45	3 145	3 184
309	- September	1 483	1 372	2 944	2 752	59	38	2 885	2 714
310	- October	1 368	1 413	2 772	2 985	41	37	2 731	2 948
311	- November	1 415	1 423	2 960	2 972	28	33	2 932	2 939
312	- December	1 542	1 473	3 170	2 888	27	38	3 143	2 850
4	By day of week:								
41	- Monday through Thursday	10 073	9 939	19 909	19 496	234	228	19 675	19 268
42	- Friday	2 717	2 906	5 815	6 292	75	99	5 740	6 193
43	- Saturday	2 360	2 308	6 082	5 856	67	79	6 015	5 777
44	- Sunday	2 595	2 609	5 274	5 275	75	74	5 199	5 201
5	By light condition:								
51	- Daylight	11 189	11 272	22 283	22 338	246	260	22 037	22 078
52	- Twilight (or unknown)	(b)	(b)	(b)	(b)	(b)	(b)	(b)	(b)
53	- Darkness	6 556	6 490	14 797	14 581	205	220	14 592	14 361
6	By road condition:								
61	- Dry road surface	15 328	15 968	31 989	33 237	383	437	31 606	32 800
62	- Other (wet, icy, etc.)	2 417	1 794	5 091	3 682	68	43	5 023	3 639

Kazakhstan - Kazakhstan - Казахстан

1	All accidents - Total	14 013	15 302	19 705	21 930	2 754	3 136	16 951	18 794
2	By location:								
21	- Motorways	...	1 001	...	1 964	...	415	...	1 549
22	- Inside built-up areas	11 346	11 128	14 443	14 039	1 322	1 557	13 121	12 482
23	- Outside built-up areas	2 667	3 173	5 262	5 927	1 432	1 164	3 830	4 763
3	By month:								
301	- January	702	803	939	1 064	140	135	799	929
302	- February	689	841	952	1 151	115	153	837	998
303	- March	728	884	1 005	1 198	118	145	887	1 052
304	- April	919	1 109	1 221	1 497	144	173	1 077	1 324
305	- May	1 154	1 256	1 600	1 754	202	249	1 398	1 501
306	- June	1 112	1 416	1 600	2 088	232	274	1 368	1 824
307	- July	1 433	1 612	2 058	2 440	271	344	1 787	2 096
308	- August	1 464	1 544	2 202	2 278	334	344	1 868	1 939
309	- September	1 414	1 648	1 959	2 388	252	398	1 707	1 990
310	- October	1 828	1 589	2 538	2 252	376	377	2 162	1 875
311	- November	1 298	1 388	1 833	1 965	290	281	1 543	1 684
312	- December	1 272	1 212	1 798	1 855	280	263	1 518	1 582
4	By day of week:								
41	- Monday through Thursday	7 811	8 496	10 730	11 723	1 443	1 656	9 287	10 066
42	- Friday	1 947	2 160	2 726	2 980	405	424	2 321	2 557
43	- Saturday	2 236	2 404	3 286	3 615	479	515	2 807	3 100
44	- Sunday	2 019	2 242	2 963	3 612	427	541	2 536	3 071
5	By light condition:								
51	- Daylight	6 650	8 671	10 590	12 025	1 249	1 607	9 341	10 418
52	- Twilight (or unknown)	2 593	2 653	3 423	3 739	454	552	2 969	3 187
53	- Darkness	4 770	3 978	5 692	6 166	1 051	977	4 641	5 189
6	By road condition:								
61	- Dry road surface	10 435	12 430	15 655	17 379	2 247	2 529	13 408	14 861
62	- Other (wet, icy, etc.)	3 578	2 872	4 050	4 551	507	607	3 543	3 933

For notes see end of table.

Voir notes à la fin du tableau.

См. примечания в конце таблицы.

1. Road traffic accidents by location, time of occurrence and road condition

1. Accidents de la circulation routière selon le lieu, l'époque à laquelle ils se sont produits et les conditions de circulation

1. Дорожно-транспортные происшествия, повлекшие за собой раненых или погибших, по типу происшествия

Unit : number - Unité : nombre - Единица: Число

Description Description Описание	Accidents Accidents Происшествия		Persons killed or injured : total Personnes tuées ou blessées : total Погибшие или раненые: всего		Persons killed Personnes tuées Погибшие		Persons injured Personnes blessées Раненые	
	2003	2004	2003	2004	2003	2004	2003	2004

Kyrgyzstan - Kirghizistan - Кыргызстан

1	All accidents - Total	3 380	3 275	4 988	4 861	897	892	4 091	3 969
2	By location:								
21	- Motorways	(a)	(a)	(a)	(a)	(a)	(a)	(a)	(a)
22	- Inside built-up areas	1 825	1 729	2 340	2 188	314	288	2 026	1 900
23	- Outside built-up areas	1 555	1 546	2 648	2 673	583	604	2 065	2 069
3	By month:								
301	- January	216	189	323	272	71	49	252	223
302	- February	223	224	299	325	53	75	246	250
303	- March	221	231	294	315	47	54	247	261
304	- April	211	210	295	320	41	67	254	253
305	- May	287	285	421	454	76	75	345	379
306	- June	235	242	375	378	40	65	335	313
307	- July	332	302	541	462	102	75	439	387
308	- August	330	349	510	546	91	101	419	445
309	- September	327	293	445	443	85	86	360	357
310	- October	381	319	544	455	117	71	427	384
311	- November	311	330	499	496	108	100	391	386
312	- December	306	301	442	395	66	74	376	321
4	By day of week:								
41	- Monday through Thursday	1 843	1 831	2 712	2 662	467	459	2 245	2 203
42	- Friday	503	445	709	658	133	119	576	539
43	- Saturday	513	491	781	729	142	149	639	580
44	- Sunday	521	508	786	812	155	165	631	647
5	By light condition:								
51	- Daylight	1 638	1 537	2 428	2 276	327	310	2 101	1 966
52	- Twilight (or unknown)	1 742	1 738	2 560	2 585	570	582	1 990	2 003
53	- Darkness	-	-	-	-	-	-	-	-
6	By road condition:								
61	- Dry road surface	3 341	3 265	4 903	4 844	882	890	4 021	3 954
62	- Other (wet, icy, etc.)	39	10	85	17	15	2	70	15

Latvia - Lettonie - Латвия

1	All accidents - Total	5 379	5 081	7 132	6 932	493	516	6 639	6 416
2	By location:								
21	- Motorways	-	-	-	-	-	-	-	-
22	- Inside built-up areas	3 374	3 225	4 128	3 987	150	141	3 978	3 846
23	- Outside built-up areas	2 005	1 856	3 004	2 945	343	375	2 661	2 570
3	By month:								
301	- January	292	397	380	536	25	50	355	486
302	- February	271	328	341	422	25	31	316	391
303	- March	286	325	360	426	26	34	334	392
304	- April	388	393	514	506	29	32	485	474
305	- May	473	475	628	645	38	36	590	609
306	- June	470	440	659	620	28	31	631	589
307	- July	523	458	703	649	42	53	661	596
308	- August	581	448	779	611	40	40	739	571
309	- September	538	485	710	654	57	51	653	603
310	- October	531	439	700	589	65	49	635	540
311	- November	510	416	698	564	70	33	628	531
312	- December	516	477	660	710	48	76	612	634
4	By day of week:								
41	- Monday through Thursday	2 898	2 747	3 703	3 561	237	256	3 466	3 305
42	- Friday	865	859	1 102	1 189	86	83	1 016	1 106
43	- Saturday	926	778	1 307	1 155	105	108	1 202	1 047
44	- Sunday	690	697	1 020	1 027	65	69	955	958
5	By light condition:								
51	- Daylight	3 363	3 240	4 403	4 366	221	234	4 182	4 132
52	- Twilight (or unknown)	246	221	345	307	21	21	324	286
53	- Darkness	1 770	1 620	2 384	2 259	251	261	2 133	1 998
6	By road condition:								
61	- Dry road surface	2 997	2 710	3 948	3 615	261	253	3 687	3 362
62	- Other (wet, icy, etc.)	2 382	2 371	3 184	3 317	232	263	2 952	3 054

For notes see end of table.

Voir notes à la fin du tableau.

См. примечания в конце таблицы.

1. Road traffic accidents by location, time of occurrence and road condition

1. Accidents de la circulation routière selon le lieu, l'époque à laquelle ils se sont produits et les conditions de circulation

1. Дорожно-транспортные происшествия, повлекшие за собой раненых или погибших, по типу происшествия

Unit : number - Unité : nombre - Единица: Число

Description Description Описание	Accidents Accidents Происшествия		Persons killed or injured : total Personnes tuées ou blessées : total Погибшие или раненые: всего		Persons killed Personnes tuées Погибшие		Persons injured Personnes blessées Раненые	
	2003	2004	2003	2004	2003	2004	2003	2004

Lithuania - Lituanie - Литва

1	All accidents - Total	5 965	6 357	7 975	8 614	709	752	7 266	7 862
2	By location:								
21	- Motorways	144	145	205	228	36	41	169	187
22	- Inside built-up areas	3 499	3 791	4 253	4 644	180	199	4 073	4 445
23	- Outside built-up areas	2 322	2 422	3 517	3 742	493	512	3 024	3 230
3	By month:								
301	- January	384	369	481	474	43	44	438	430
302	- February	306	348	400	451	28	45	372	406
303	- March	362	347	479	458	38	42	441	416
304	- April	420	453	565	655	45	49	520	606
305	- May	551	569	752	767	69	47	683	720
306	- June	589	559	825	779	46	51	779	728
307	- July	591	609	820	855	68	73	752	782
308	- August	624	670	843	951	78	78	765	873
309	- September	532	613	698	849	68	69	630	780
310	- October	554	629	721	830	57	82	664	748
311	- November	471	592	629	746	73	84	556	662
312	- December	581	599	762	799	96	88	666	711
4	By day of week:								
41	- Monday through Thursday	3 232	3 418	4 111	4 412	314	362	3 797	4 050
42	- Friday	970	1 075	1 282	1 440	121	107	1 161	1 333
43	- Saturday	976	1 000	1 423	1 456	152	137	1 271	1 319
44	- Sunday	787	864	1 159	1 306	122	146	1 037	1 160
5	By light condition:								
51	- Daylight	3 715	3 901	4 895	5 218	303	296	4 592	4 922
52	- Twilight (or unknown)	359	469	532	659	56	74	476	585
53	- Darkness	1 891	1 987	2 548	2 737	350	382	2 198	2 355
6	By road condition:								
61	- Dry road surface	3 716	3 875	5 021	5 300	445	440	4 576	4 860
62	- Other (wet, icy, etc.)	2 249	2 482	2 954	3 314	264	312	2 690	3 002

Luxembourg - Luxembourg - Люксембург

1	All accidents - Total	720	692	1 105	1 128	53	49	1 052	1 079
2	By location:								
21	- Motorways	68	...	112	...	6	...	106	...
22	- Inside built-up areas	370	...	513	...	16	...	497	...
23	- Outside built-up areas	282	...	480	...	31	...	449	...
3	By month:								
301	- January	53	...	72	...	1	...	71	...
302	- February	55	...	78	...	2	...	76	...
303	- March	67	...	101	...	3	...	98	...
304	- April	58	...	97	...	3	...	94	...
305	- May	81	...	132	...	6	...	126	...
306	- June	70	...	109	...	14	...	95	...
307	- July	68	...	101	...	1	...	100	...
308	- August	53	...	75	...	6	...	69	...
309	- September	52	...	81	...	2	...	79	...
310	- October	48	...	78	...	3	...	75	...
311	- November	60	...	96	...	6	...	90	...
312	- December	55	...	85	...	6	...	79	...
4	By day of week:								
41	- Monday through Thursday	377	...	539	...	24	...	515	...
42	- Friday	113	...	191	...	12	...	179	...
43	- Saturday	116	...	186	...	8	...	178	...
44	- Sunday	114	...	189	...	9	...	180	...
5	By light condition:								
51	- Daylight	205	...	320	...	17	...	303	...
52	- Twilight (or unknown)	246	...	358	...	16	...	342	...
53	- Darkness	269	...	427	...	20	...	407	...
6	By road condition:								
61	- Dry road surface	480	...	740	...	37	...	703	...
62	- Other (wet, icy, etc.)	240	...	365	...	16	...	349	...

For notes see end of table.

Voir notes à la fin du tableau.

См. примечания в конце таблицы.

1. Road traffic accidents by location, time of occurrence and road condition

1. Accidents de la circulation routière selon le lieu, l'époque à laquelle ils se sont produits et les conditions de circulation

1. Дорожно-транспортные происшествия, повлекшие за собой раненых или погибших, по типу происшествия

Unit : number - Unité : nombre - Единица : Число

Description Description Описание	Accidents Accidents Происшествия		Persons killed or injured : total Personnes tuées ou blessées : total Погибшие или раненые: всего		Persons killed Personnes tuées Погибшие		Persons injured Personnes blessées Раненые	
	2003	2004	2003	2004	2003	2004	2003	2004

Malta - Malte - Мальта

1	All accidents - Total	13 979	15 643	1 188	1 281	17	13	1 171	1 268
2	By location:								
21	- Motorways	-	-	-	-	-	-	-	-
22	- Inside built-up areas
23	- Outside built-up areas
3	By month:								
301	- January	1 150	1 141	85	104	4	-	81	104
302	- February	1 047	997	77	92	1	-	76	92
303	- March	1 079	1 229	74	170	1	3	73	167
304	- April	1 141	1 201	88	108	-	1	88	107
305	- May	1 258	1 524	100	122	2	-	98	122
306	- June	1 176	1 486	99	118	2	1	97	117
307	- July	1 397	1 352	148	153	1	-	147	153
308	- August	1 242	1 503	141	87	-	1	139	86
309	- September	998	1 293	69	83	1	4	68	79
310	- October	1 106	1 267	98	86	-	1	98	85
311	- November	1 119	1 266	99	81	1	1	98	80
312	- December	1 266	1 384	110	77	2	1	108	76
4	By day of week:								
41	- Monday through Thursday	593	633	8	9	585	624
42	- Friday	169	185	1	-	168	185
43	- Saturday	227	230	4	4	223	226
44	- Sunday	199	233	4	-	195	233
5	By light condition:								
51	- Daylight
52	- Twilight (or unknown)
53	- Darkness
6	By road condition:								
61	- Dry road surface
62	- Other (wet, icy, etc.)

Netherlands - Pays-Bas - Нидерланды

1	All accidents - Total	31 635	27 760	39 004	34 106	1 028	804	37 976	33 302
2	By location:								
21	- Motorways	2 527	2 277	3 604	3 318	156	124	3 448	3 194
22	- Inside built-up areas	20 416	17 683	23 861	19 961	346	242	23 515	19 719
23	- Outside built-up areas	8 692	7 688	11 539	9 769	526	415	11 013	9 354
3	By month:								
301	- January	2 523	...	3 163	...	101	...	3 062	...
302	- February	2 131	...	2 639	...	69	...	2 570	...
303	- March	2 593	...	3 176	...	97	...	3 079	...
304	- April	2 685	...	3 310	...	80	...	3 230	...
305	- May	2 900	...	3 573	...	82	...	3 491	...
306	- June	3 063	...	3 789	...	115	...	3 674	...
307	- July	2 465	...	3 063	...	104	...	2 959	...
308	- August	2 622	...	3 325	...	107	...	3 218	...
309	- September	3 031	...	3 674	...	90	...	3 584	...
310	- October	2 806	...	3 439	...	82	...	3 357	...
311	- November	2 578	...	3 172	...	90	...	3 082	...
312	- December	2 238	...	2 681	...	71	...	2 610	...
4	By day of week:								
41	- Monday through Thursday	19 025	...	22 998	...	571	...	22 427	...
42	- Friday	5 185	...	6 236	...	171	...	6 065	...
43	- Saturday	4 233	...	5 420	...	187	...	5 233	...
44	- Sunday	3 192	...	4 350	...	159	...	4 191	...
5	By light condition:								
51	- Daylight	23 655	...	28 765	...	650	...	28 115	...
52	- Twilight (or unknown)	1 125	...	1 414	...	47	...	1 367	...
53	- Darkness	6 855	...	8 825	...	331	...	8 494	...
6	By road condition:								
61	- Dry road surface	27 775	...	34 248	...	909	...	33 339	...
62	- Other (wet, icy, etc.)	3 860	...	4 756	...	119	...	4 637	...

For notes see end of table.

Voir notes à la fin du tableau.

См. примечания в конце таблицы.

1. Road traffic accidents by location, time of occurrence and road condition

1. Accidents de la circulation routière selon le lieu, l'époque à laquelle ils se sont produits et les conditions de circulation

1. Дорожно-транспортные происшествия, повлекшие за собой раненых или погибших, по типу происшествия

Unit : number - Unité : nombre - Единица: Число

Description Description Описание	Accidents Accidents Происшествия		Persons killed or injured : total Personnes tuées ou blessées : total Погибшие или раненые: всего		Persons killed Personnes tuées Погибшие		Persons injured Personnes blessées Раненые	
	2003	2004	2003	2004	2003	2004	2003	2004

Norway - Norvège - Норвегия

1	All accidents - Total	8 266	8 425	12 131	12 378	280	257	11 851	12 121
2	By location:								
21	- Motorways
22	- Inside built-up areas	1 643	1 700	2 182	2 224	28	20	2 154	2 204
23	- Outside built-up areas
3	By month:								
301	- January	576	616	863	903	15	17	848	886
302	- February	509	571	785	901	16	24	769	877
303	- March	615	516	917	776	18	22	899	754
304	- April	591	590	865	854	25	23	840	831
305	- May	677	812	996	1 160	27	19	969	1 141
306	- June	805	847	1 126	1 175	15	28	1 111	1 147
307	- July	761	742	1 130	1 125	33	25	1 097	1 100
308	- August	861	792	1 231	1 151	29	19	1 202	1 132
309	- September	796	817	1 135	1 176	23	19	1 112	1 157
310	- October	731	781	1 076	1 142	22	22	1 054	1 120
311	- November	647	712	941	1 062	29	13	912	1 049
312	- December	697	629	1 066	953	28	26	1 038	927
4	By day of week:								
41	- Monday through Thursday	4 771	4 955	6 750	7 076	141	133	6 609	6 943
42	- Friday	1 355	1 354	1 972	2 011	45	38	1 927	1 973
43	- Saturday	1 116	1 099	1 764	1 704	43	50	1 721	1 654
44	- Sunday	1 024	1 017	1 645	1 587	51	36	1 594	1 551
5	By light condition:								
51	- Daylight	5 528	5 600	8 035	8 095	161	156	7 874	7 939
52	- Twilight (or unknown)	427	448	629	643	25	15	604	628
53	- Darkness	2 053	2 066	3 111	3 185	85	80	3 026	3 105
6	By road condition:								
61	- Dry road surface	4 494	4 360	6 499	6 268	153	137	6 346	6 131
62	- Other (wet, icy, etc.)	3 772	4 065	5 632	6 110	127	120	5 505	5 990

Poland - Pologne - Польша

1	All accidents - Total	51 078	51 069	69 540	70 373	5 640	5 712	63 900	64 661
2	By location:								
21	- Motorways	219	215	390	360	37	42	353	318
22	- Inside built-up areas	36 912	36 694	46 801	47 127	2 654	2 755	44 147	44 372
23	- Outside built-up areas	14 166	14 375	22 739	23 246	2 986	2 957	19 753	20 289
3	By month:								
301	- January	3 501	3 307	4 717	4 468	383	308	4 334	4 160
302	- February	2 777	3 354	3 748	4 536	246	326	3 502	4 210
303	- March	3 065	3 405	4 214	4 494	349	381	3 865	4 113
304	- April	3 516	3 962	4 786	5 422	360	377	4 426	5 045
305	- May	4 600	4 203	6 165	5 829	415	427	5 750	5 402
306	- June	4 922	4 547	6 710	6 419	483	434	6 227	5 985
307	- July	4 924	4 881	6 999	6 880	564	540	6 435	6 340
308	- August	4 915	5 007	6 974	7 261	555	596	6 419	6 665
309	- September	4 871	4 600	6 569	6 403	573	565	5 996	5 838
310	- October	4 939	5 026	6 653	6 866	625	652	6 028	6 214
311	- November	4 363	4 265	5 836	5 676	541	558	5 295	5 118
312	- December	4 685	4 512	6 169	6 119	546	548	5 623	5 571
4	By day of week:								
41	- Monday through Thursday	28 677	28 532	37 470	37 718	2 880	2 987	34 590	34 731
42	- Friday	8 574	8 348	11 382	11 155	961	875	10 421	10 280
43	- Saturday	7 529	7 724	10 802	11 236	919	958	9 883	10 278
44	- Sunday	6 298	6 465	9 886	10 264	880	892	9 006	9 372
5	By light condition:								
51	- Daylight	33 875	33 502	45 686	45 866	2 784	2 839	42 900	43 027
52	- Twilight (or unknown)	3 660	3 783	5 070	5 346	518	558	4 552	4 788
53	- Darkness	13 543	13 784	18 784	19 161	2 338	2 315	16 446	16 846
6	By road condition:								
61	- Dry road surface	34 722	32 782	46 374	44 297	3 790	3 652	42 584	40 645
62	- Other (wet, icy, etc.)	16 356	18 287	23 166	26 076	1 850	2 060	21 316	24 016

For notes see end of table.

Voir notes à la fin du tableau.

См. примечания в конце таблицы.

1. Road traffic accidents by location, time of occurrence and road condition

1. Accidents de la circulation routière selon le lieu, l'époque à laquelle ils se sont produits et les conditions de circulation

1. Дорожно-транспортные происшествия, повлекшие за собой раненых или погибших, по типу происшествия

Unit : number - Unité : nombre - Единица: Число

Description Description Описание	Accidents Accidents Происшествия		Persons killed or injured : total Personnes tuées ou blessées : total Погибшие или раненые: всего		Persons killed Personnes tuées Погибшие		Persons injured Personnes blessées Раненые	
	2003	2004	2003	2004	2003	2004	2003	2004

Portugal - Portugal - Португалия¹⁾

1	All accidents - Total	41 495	38 930	56 614	53 144	1 356	1 135	55 258	52 009
2	By location:								
21	- Motorways	2 076	1 915	3 323	3 062	111	102	3 212	2 960
22	- Inside built-up areas	27 983	27 073	36 076	35 070	578	788	35 498	34 582
23	- Outside built-up areas	11 436	9 942	17 215	15 012	667	545	16 548	14 467
3	By month:								
301	- January	3 252	...	4 304	...	110	...	4 194	...
302	- February	2 935	...	3 825	...	84	...	3 741	...
303	- March	3 250	...	4 334	...	104	...	4 230	...
304	- April	3 267	...	4 530	...	107	...	4 423	...
305	- May	3 609	...	4 874	...	119	...	4 755	...
306	- June	3 686	...	5 184	...	110	...	5 074	...
307	- July	3 726	...	5 109	...	122	...	4 987	...
308	- August	4 159	...	6 051	...	138	...	5 913	...
309	- September	3 557	...	4 798	...	124	...	4 674	...
310	- October	3 611	...	4 889	...	122	...	4 767	...
311	- November	3 114	...	4 192	...	101	...	4 091	...
312	- December	3 329	...	4 524	...	115	...	4 409	...
4	By day of week:								
41	- Monday through Thursday	22 941	...	29 997	...	662	...	29 335	...
42	- Friday	6 269	...	8 352	...	193	...	8 159	...
43	- Saturday	6 390	...	9 183	...	234	...	8 949	...
44	- Sunday	5 895	...	9 082	...	267	...	8 815	...
5	By light condition:								
51	- Daylight	29 319	...	39 285	...	798	...	38 487	...
52	- Twilight (or unknown)	134	...	160	...	4	...	156	...
53	- Darkness	12 042	...	17 169	...	554	...	16 615	...
6	By road condition:								
61	- Dry road surface	31 095	...	41 660	...	1 020	...	40 640	...
62	- Other (wet, icy, etc.)	10 400	...	14 954	...	336	...	14 618	...

Republic of Moldova - République de Moldova - Республика Молдова

1	All accidents - Total	2 672	...	3 641	...	425	405	3 216	...
2	By location:								
21	- Motorways	82	...	147	...	37	...	110	...
22	- Inside built-up areas	2 335	...	3 063	...	290	...	2 773	...
23	- Outside built-up areas	255	...	431	...	98	...	333	...
3	By month:								
301	- January	141	...	213	...	27	...	186	...
302	- February	112	...	131	...	17	...	114	...
303	- March	128	...	185	...	21	...	164	...
304	- April	176	...	227	...	16	...	211	...
305	- May	230	...	318	...	43	...	275	...
306	- June	247	...	337	...	30	...	307	...
307	- July	203	...	284	...	30	...	254	...
308	- August	285	...	416	...	46	...	370	...
309	- September	280	...	371	...	39	...	332	...
310	- October	286	...	400	...	55	...	345	...
311	- November	313	...	396	...	50	...	346	...
312	- December	271	...	363	...	51	...	312	...
4	By day of week:								
41	- Monday through Thursday	1 516	...	2 083	...	224	...	1 859	...
42	- Friday	364	...	490	...	67	...	423	...
43	- Saturday	410	...	529	...	61	...	468	...
44	- Sunday	382	...	539	...	73	...	466	...
5	By light condition:								
51	- Daylight	1 561	...	2 060	...	198	...	1 862	...
52	- Twilight (or unknown)	75	...	109	...	20	...	89	...
53	- Darkness	1 036	...	1 472	...	207	...	1 265	...
6	By road condition:								
61	- Dry road surface	2 308	...	3 133	...	369	...	2 764	...
62	- Other (wet, icy, etc.)	364	...	508	...	56	...	452	...

For notes see end of table.

Voir notes à la fin du tableau.

См. примечания в конце таблицы.

1. Road traffic accidents by location, time of occurrence and road condition

1. Accidents de la circulation routière selon le lieu, l'époque à laquelle ils se sont produits et les conditions de circulation

1. Дорожно-транспортные происшествия, повлекшие за собой раненых или погибших, по типу происшествия

Unit : number - Unité : nombre - Единица : Число

Description Description Описание	Accidents Accidents Происшествия		Persons killed or injured : total Personnes tuées ou blessées : total Погибшие или раненые: всего		Persons killed Personnes tuées Погибшие		Persons injured Personnes blessées Раненые	
	2003	2004	2003	2004	2003	2004	2003	2004

Romania - Roumanie - Румыния

1	All accidents - Total	6 654	6 860	7 773	8 012	2 235	2 418	5 538	5 594
2	By location:								
21	- Motorways	26	37	35	44	20	20	15	24
22	- Inside built-up areas	5 354	5 510	6 047	6 214	1 569	1 663	4 478	4 551
23	- Outside built-up areas	1 274	1 313	1 691	1 754	646	735	1 045	1 019
3	By month:								
301	- January	478	...	582	...	139	...	443	...
302	- February	347	...	396	...	108	...	288	...
303	- March	399	...	445	...	136	...	309	...
304	- April	476	...	562	...	150	...	412	...
305	- May	515	...	588	...	169	...	419	...
306	- June	581	...	688	...	198	...	490	...
307	- July	599	...	713	...	204	...	509	...
308	- August	691	...	798	...	222	...	576	...
309	- September	678	...	780	...	248	...	532	...
310	- October	702	...	843	...	280	...	563	...
311	- November	682	...	770	...	241	...	529	...
312	- December	506	...	608	...	140	...	468	...
4	By day of week:								
41	- Monday through Thursday	3 726	...	4 250	...	1 189	...	3 061	...
42	- Friday	1 065	...	1 229	...	342	...	887	...
43	- Saturday	1 031	...	1 263	...	370	...	893	...
44	- Sunday	832	...	1 031	...	334	...	697	...
5	By light condition:								
51	- Daylight	4 293	...	4 999	...	1 248	...	3 751	...
52	- Twilight (or unknown)	347	...	454	...	188	...	266	...
53	- Darkness	2 014	...	2 320	...	799	...	1 521	...
6	By road condition:								
61	- Dry road surface	6 388	...	7 457	...	2 135	...	5 322	...
62	- Other (wet, icy, etc.)	266	...	316	...	100	...	216	...

Russian Federation - Fédération de Russie - Российская Федерация

1	All accidents - Total	204 267	208 558	279 521	285 892	35 602	34 506	243 919	251 386
2	By location:								
21	- Motorways	23 037	15 183	38 606	25 291	8 033	5 329	30 573	19 962
22	- Inside built-up areas	145 640	148 737	182 965	187 340	17 429	16 837	165 536	170 503
23	- Outside built-up areas	35 590	44 638	57 950	73 261	10 140	12 340	47 810	60 921
3	By month:								
301	- January	10 378	11 466	13 789	15 256	1 769	1 924	12 020	13 332
302	- February	9 377	10 326	12 156	13 688	1 411	1 641	10 745	12 047
303	- March	10 955	11 909	14 316	15 752	1 757	1 837	12 559	13 915
304	- April	13 017	13 590	17 418	18 033	2 090	2 034	15 328	15 999
305	- May	17 344	18 309	23 837	25 611	2 723	2 872	21 114	22 739
306	- June	18 763	18 964	26 494	26 719	3 093	2 928	23 401	23 791
307	- July	21 838	22 054	31 098	31 770	3 789	3 672	27 309	28 098
308	- August	23 774	23 214	34 252	32 984	4 446	4 009	29 806	28 975
309	- September	21 637	21 295	29 474	28 955	4 063	3 661	25 411	25 294
310	- October	22 250	22 355	30 069	29 921	4 136	4 004	25 933	25 917
311	- November	17 809	17 929	23 770	24 146	3 349	3 197	20 421	20 949
312	- December	17 125	17 147	22 848	23 057	2 976	2 727	19 872	20 330
4	By day of week:								
41	- Monday through Thursday	108 498	110 734	144 094	147 609	17 929	17 385	126 165	130 224
42	- Friday	31 886	32 312	42 969	43 358	5 617	5 508	37 352	37 850
43	- Saturday	33 111	33 951	47 276	48 727	6 193	5 980	41 083	42 747
44	- Sunday	30 772	31 561	45 182	46 198	5 863	5 633	39 319	40 565
5	By light condition:								
51	- Daylight	119 550	123 463	162 795	168 441	16 414	16 022	146 381	152 419
52	- Twilight (or unknown)	4	4	4	4	4	1	-	3
53	- Darkness	84 713	85 091	116 722	117 447	19 184	18 483	97 538	98 964
6	By road condition:								
61	- Dry road surface	133 540	133 200	183 734	183 654	24 195	22 932	159 539	160 722
62	- Other (wet, icy, etc.)	70 727	75 358	95 787	102 238	11 407	11 574	84 380	90 664

For notes see end of table.

Voir notes à la fin du tableau.

См. примечания в конце таблицы.

1. Road traffic accidents by location, time of occurrence and road condition

1. Accidents de la circulation routière selon le lieu, l'époque à laquelle ils se sont produits et les conditions de circulation

1. Дорожно-транспортные происшествия, повлекшие за собой раненых или погибших, по типу происшествия

Unit : number - Unité : nombre - Единица: Число

Description Description Описание	Accidents Accidents Происшествия		Persons killed or injured : total Personnes tuées ou blessées : total Погибшие или раненые: всего		Persons killed Personnes tuées Погибшие		Persons injured Personnes blessées Раненые	
	2003	2004	2003	2004	2003	2004	2003	2004

Serbia and Montenegro - Serbie-et-Monténégro - Сербия и Черногория

1	All accidents - Total	55 660	62 344	16 821	18 510	868	953	15 953	17 557
2	By location:								
21	- Motorways	1 686	1 877	511	495	67	47	444	448
22	- Inside built-up areas	49 522	54 580	14 096	15 054	608	650	13 488	14 404
23	- Outside built-up areas	4 452	5 617	2 214	2 961	193	256	2 021	2 705
3	By month:								
301	- January	4 139	4 420	977	1 117	45	59	932	1 058
302	- February	3 817	3 854	725	943	45	49	680	894
303	- March	3 422	4 205	904	1 140	57	62	847	1 078
304	- April	3 887	4 476	1 076	1 347	58	83	1 018	1 264
305	- May	4 494	5 177	1 540	1 711	70	97	1 470	1 614
306	- June	4 430	5 259	1 691	1 710	65	81	1 626	1 629
307	- July	4 800	5 532	1 736	1 889	84	78	1 652	1 811
308	- August	5 179	5 615	2 005	1 913	94	91	1 911	1 822
309	- September	5 132	5 730	1 706	1 680	95	87	1 611	1 593
310	- October	5 649	6 253	1 556	1 887	86	93	1 470	1 794
311	- November	5 113	5 901	1 451	1 596	84	87	1 367	1 509
312	- December	5 598	5 922	1 454	1 577	85	86	1 369	1 491
4	By day of week:								
41	- Monday through Thursday	32 362	35 951	8 868	9 728	452	467	8 416	9 261
42	- Friday	9 063	10 080	2 523	2 717	139	159	2 384	2 558
43	- Saturday	8 027	9 134	2 830	3 080	139	165	2 691	2 915
44	- Sunday	6 208	7 179	2 600	2 985	138	162	2 462	2 823
5	By light condition:								
51	- Daylight	42 067	46 751	11 145	11 853	511	551	10 634	11 302
52	- Twilight (or unknown)	3 490	3 985	1 461	1 671	118	138	1 343	1 533
53	- Darkness	10 103	11 608	4 215	4 986	239	264	3 976	4 722
6	By road condition:								
61	- Dry road surface	42 032	46 588	13 103	13 952	680	727	12 423	13 225
62	- Other (wet, icy, etc.)	13 628	15 756	3 718	4 558	188	226	3 520	4 332

Slovakia - Slovaquie - Словакия

1	All accidents - Total	8 551	8 443	11 966	11 793	645	603	11 321	11 190
2	By location:								
21	- Motorways
22	- Inside built-up areas	5 775	5 680	7 450	7 250	305	269	7 145	6 981
23	- Outside built-up areas	2 776	2 763	4 516	4 543	340	334	4 176	4 209
3	By month:								
301	- January	696	711	38	38	658	673
302	- February	594	755	35	42	559	713
303	- March	672	721	37	48	635	673
304	- April	892	782	45	32	847	750
305	- May	1 059	1 060	43	42	1 016	1 018
306	- June	1 260	1 112	57	52	1 203	1 060
307	- July	1 283	1 255	54	55	1 229	1 200
308	- August	1 419	1 357	83	72	1 336	1 285
309	- September	1 131	1 010	68	44	1 063	966
310	- October	1 052	1 144	73	62	979	1 082
311	- November	941	931	59	55	882	876
312	- December	967	955	53	61	914	894
4	By day of week:								
41	- Monday through Thursday
42	- Friday
43	- Saturday
44	- Sunday
5	By light condition:								
51	- Daylight	5 969	5 880	8 213	8 101	305	294	7 908	7 807
52	- Twilight (or unknown)	349	333	488	480	41	38	447	442
53	- Darkness	2 233	2 230	3 265	3 212	299	271	2 966	2 941
6	By road condition:								
61	- Dry road surface	6 326	5 849	8 780	8 020	495	416	8 285	7 604
62	- Other (wet, icy, etc.)	2 225	2 594	3 186	3 773	150	187	3 036	3 586

For notes see end of table.

Voir notes à la fin du tableau.

См. примечания в конце таблицы.

1. Road traffic accidents by location, time of occurrence and road condition

1. Accidents de la circulation routière selon le lieu, l'époque à laquelle ils se sont produits et les conditions de circulation

1. Дорожно-транспортные происшествия, повлекшие за собой раненых или погибших, по типу происшествия

Unit : number - Unité : nombre - Единица : Число

Description Description Описание	Accidents Accidents Происшествия		Persons killed or injured : total Personnes tuées ou blessées : total Погибшие или раненые: всего		Persons killed Personnes tuées Погибшие		Persons injured Personnes blessées Раненые	
	2003	2004	2003	2004	2003	2004	2003	2004

Slovenia - Slovénie - Словения

1	All accidents - Total	11 676	12 721	16 945	18 997	242	274	16 703	18 723
2	By location:								
21	- Motorways	483	519	778	885	21	21	757	864
22	- Inside built-up areas	6 618	7 343	9 261	10 428	72	83	9 189	10 345
23	- Outside built-up areas	4 475	4 859	6 906	7 684	149	170	6 757	7 514
3	By month:								
301	- January	694	867	1 039	1 330	18	16	1 021	1 314
302	- February	698	911	1 025	1 370	9	20	1 016	1 350
303	- March	804	981	1 166	1 495	20	28	1 146	1 467
304	- April	836	991	1 223	1 549	16	15	1 207	1 534
305	- May	1 099	1 353	1 594	1 958	26	25	1 568	1 933
306	- June	1 160	1 284	1 656	1 903	24	22	1 632	1 881
307	- July	1 142	1 170	1 650	1 716	30	24	1 620	1 692
308	- August	1 104	1 248	1 564	1 873	24	33	1 540	1 840
309	- September	1 141	1 151	1 641	1 628	20	30	1 621	1 598
310	- October	1 120	1 204	1 616	1 816	17	30	1 599	1 786
311	- November	886	839	1 307	1 229	14	15	1 293	1 214
312	- December	992	722	1 464	1 049	24	16	1 440	1 033
4	By day of week:								
41	- Monday through Thursday	6 741	7 213	9 519	10 377	122	132	9 397	10 245
42	- Friday	1 944	2 206	2 761	3 265	33	48	2 728	3 217
43	- Saturday	1 596	1 834	2 456	2 907	42	54	2 414	2 853
44	- Sunday	1 396	1 468	2 209	2 448	45	40	2 164	2 408
5	By light condition:								
51	- Daylight	9 550	10 400	13 711	15 300	177	186	13 534	15 114
52	- Twilight (or unknown)	(b)	(b)	(b)	(b)	(b)	(b)	(b)	(b)
53	- Darkness	2 126	2 321	3 234	3 697	65	88	3 169	3 609
6	By road condition:								
61	- Dry road surface	8 474	8 604	12 209	12 709	180	191	12 029	12 518
62	- Other (wet, icy, etc.)	3 202	4 117	4 736	6 288	62	83	4 674	6 205

Spain - Espagne - Испания

1	All accidents - Total	99 987	94 009	156 034	143 124	5 399	4 741	150 635	138 383
2	By location:								
21	- Motorways	3 686	3 314	6 819	5 939	370	279	6 449	5 660
22	- Inside built-up areas	52 420	50 222	72 082	68 193	919	900	71 163	67 293
23	- Outside built-up areas	43 881	40 473	77 133	68 992	4 110	3 562	73 023	65 430
3	By month:								
301	- January	7 725	...	11 811	...	407	...	11 404	...
302	- February	7 044	...	10 643	...	380	...	10 263	...
303	- March	8 254	...	12 537	...	398	...	12 139	...
304	- April	8 130	...	12 609	...	410	...	12 199	...
305	- May	8 848	...	13 557	...	395	...	13 162	...
306	- June	9 197	...	14 172	...	490	...	13 682	...
307	- July	9 499	...	15 082	...	524	...	14 558	...
308	- August	8 630	...	14 801	...	595	...	14 206	...
309	- September	8 373	...	13 318	...	444	...	12 874	...
310	- October	8 491	...	13 068	...	435	...	12 633	...
311	- November	7 932	...	12 230	...	453	...	11 777	...
312	- December	7 864	...	12 206	...	468	...	11 738	...
4	By day of week:								
41	- Monday through Thursday	54 875	...	81 065	...	2 638	...	78 427	...
42	- Friday	15 875	...	23 899	...	774	...	23 125	...
43	- Saturday	15 036	...	25 410	...	977	...	24 433	...
44	- Sunday	14 201	...	25 660	...	1 010	...	24 650	...
5	By light condition:								
51	- Daylight	65 032	...	99 400	...	2 947	...	96 453	...
52	- Twilight (or unknown)	4 273	...	6 915	...	296	...	6 619	...
53	- Darkness	30 682	...	49 719	...	2 156	...	47 563	...
6	By road condition:								
61	- Dry road surface	84 378	...	130 391	...	4 479	...	125 912	...
62	- Other (wet, icy, etc.)	15 609	...	25 643	...	920	...	24 723	...

For notes see end of table.

Voir notes à la fin du tableau.

См. примечания в конце таблицы.

1. Road traffic accidents by location, time of occurrence and road condition

1. Accidents de la circulation routière selon le lieu, l'époque à laquelle ils se sont produits et les conditions de circulation

1. Дорожно-транспортные происшествия, повлекшие за собой раненых или погибших, по типу происшествия

Unit : number - Unité : nombre - Единица: Число

Description Description Описание	Accidents Accidents Происшествия		Persons killed or injured : total Personnes tuées ou blessées : total Погибшие или раненые: всего		Persons killed Personnes tuées Погибшие		Persons injured Personnes blessées Раненые	
	2003	2004	2003	2004	2003	2004	2003	2004

Sweden - Suède - Швеция

1	All accidents - Total	18 365	18 029	27 632	27 062	529	480	27 103	26 582
2	By location:								
21	- Motorways	1 315	1 485	2 157	2 446	34	42	2 123	2 404
22	- Inside built-up areas	9 971	9 760	14 244	13 452	130	119	13 665	13 333
23	- Outside built-up areas	7 079	6 784	11 680	11 164	365	319	11 315	10 845
3	By month:								
301	- January	1 292	1 228	2 005	1 876	31	25	1 974	1 851
302	- February	1 172	1 240	1 761	1 960	29	29	1 732	1 931
303	- March	1 131	1 231	1 716	1 789	36	26	1 680	1 763
304	- April	1 361	1 276	2 022	1 878	41	36	1 981	1 842
305	- May	1 616	1 597	2 432	2 327	43	37	2 389	2 290
306	- June	1 780	1 736	2 769	2 621	55	64	2 714	2 557
307	- July	1 675	1 490	2 561	2 328	55	45	2 506	2 283
308	- August	1 825	1 811	2 722	2 722	54	57	2 668	2 665
309	- September	1 717	1 689	2 438	2 480	42	39	2 396	2 441
310	- October	1 730	1 680	2 543	2 441	39	47	2 504	2 394
311	- November	1 522	1 548	2 267	2 314	42	29	2 225	2 285
312	- December	1 544	1 503	2 396	2 326	62	46	2 334	2 280
4	By day of week:								
41	- Monday through Thursday	10 538	10 558	15 245	15 247	280	260	14 965	14 987
42	- Friday	3 081	2 810	4 731	4 205	96	72	4 635	4 133
43	- Saturday	2 506	2 413	4 078	3 905	78	74	4 000	3 831
44	- Sunday	2 240	2 248	3 578	3 705	75	74	3 503	3 631
5	By light condition:								
51	- Daylight	11 604	11 504	17 604	17 365	308	266	17 296	17 099
52	- Twilight (or unknown)	2 248	2 097	3 149	2 880	67	46	3 082	2 834
53	- Darkness	4 513	4 428	6 879	6 817	154	168	6 725	6 649
6	By road condition:								
61	- Dry road surface	10 386	9 581	15 584	14 345	299	278	15 285	14 067
62	- Other (wet, icy, etc.)	7 979	8 448	12 048	12 717	230	202	11 818	12 515

Switzerland - Suisse - Швейцария

1	All accidents - Total	23 840	22 891	30 644	29 256	546	510	30 098	28 746
2	By location:								
21	- Motorways	2 188	2 167	3 240	3 262	58	51	3 182	3 211
22	- Inside built-up areas	15 157	14 558	18 287	17 435	171	191	18 116	17 244
23	- Outside built-up areas	6 495	6 166	9 117	8 559	317	268	8 800	8 291
3	By month:								
301	- January	1 615	1 575	2 095	2 047	43	18	2 052	2 029
302	- February	1 278	1 480	1 722	1 983	21	34	1 701	1 949
303	- March	1 809	1 734	2 306	2 176	40	37	2 266	2 139
304	- April	1 967	1 791	2 580	2 311	42	46	2 538	2 265
305	- May	2 270	2 245	2 904	2 874	54	51	2 850	2 823
306	- June	2 709	2 265	3 390	2 853	55	48	3 335	2 805
307	- July	2 144	2 070	2 688	2 651	57	41	2 631	2 610
308	- August	2 336	2 186	2 990	2 811	57	50	2 933	2 761
309	- September	2 281	2 228	2 891	2 761	43	69	2 848	2 692
310	- October	1 969	1 972	2 584	2 527	60	52	2 524	2 475
311	- November	1 773	1 695	2 302	2 136	34	29	2 268	2 107
312	- December	1 689	1 650	2 192	2 126	40	35	2 152	2 091
4	By day of week:								
41	- Monday through Thursday	13 831	13 270	17 224	16 322	279	250	16 945	16 072
42	- Friday	3 819	3 734	4 827	4 781	85	80	4 742	4 701
43	- Saturday	3 491	3 253	4 799	4 414	112	103	4 687	4 311
44	- Sunday	2 699	2 634	3 794	3 739	70	77	3 724	3 662
5	By light condition:								
51	- Daylight	16 860	16 001	21 395	20 229	314	300	21 081	19 929
52	- Twilight (or unknown)	1 306	1 316	1 655	1 625	29	36	1 626	1 589
53	- Darkness	5 674	5 574	7 594	7 402	203	174	7 391	7 228
6	By road condition:								
61	- Dry road surface	18 534	16 897	23 661	21 383	428	397	23 233	20 986
62	- Other (wet, icy, etc.)	5 306	5 994	6 983	7 873	118	113	6 865	7 760

For notes see end of table.

Voir notes à la fin du tableau.

См. примечания в конце таблицы.

1. Road traffic accidents by location, time of occurrence and road condition

1. Accidents de la circulation routière selon le lieu, l'époque à laquelle ils se sont produits et les conditions de circulation

1. Дорожно-транспортные происшествия, повлекшие за собой раненых или погибших, по типу происшествия

Unit : number - Unité : nombre - Единица: Число

Description Description Описание	Accidents Accidents Происшествия		Persons killed or injured : total Personnes tuées ou blessées : total Погибшие или раненые: всего		Persons killed Personnes tuées Погибшие		Persons injured Personnes blessées Раненые	
	2003	2004	2003	2004	2003	2004	2003	2004

Tajikistan - Tadjikistan - Таджикистан

1	All accidents - Total	1 378	1 402	2 041	1 971	421	415	1 620	1 556
2	By location:								
21	- Motorways
22	- Inside built-up areas
23	- Outside built-up areas
3	By month:								
301	- January	70	79	94	108	30	23	64	85
302	- February	109	110	153	147	31	34	122	113
303	- March	93	110	123	151	20	36	103	115
304	- April	101	95	126	117	17	16	109	101
305	- May	105	119	142	160	33	26	109	134
306	- June	100	105	171	160	36	27	135	133
307	- July	133	137	185	180	40	27	145	153
308	- August	153	142	258	193	52	46	206	147
309	- September	138	124	201	195	34	46	167	149
310	- October	132	127	226	188	41	53	185	135
311	- November	123	121	179	188	44	43	135	145
312	- December	121	133	183	184	43	38	140	146
4	By day of week:								
41	- Monday through Thursday	746	800	1 055	1 122	232	228	823	894
42	- Friday	207	194	361	286	80	67	281	219
43	- Saturday	209	214	300	298	49	65	251	233
44	- Sunday	216	194	325	265	60	55	265	210
5	By light condition:								
51	- Daylight
52	- Twilight (or unknown)
53	- Darkness
6	By road condition:								
61	- Dry road surface
62	- Other (wet, icy, etc.)

The FYR of Macedonia ²⁾

1	All accidents - Total	1 935	1 988	2 868	3 082	118	155	2 750	2 927
2	By location:								
21	- Motorways
22	- Inside built-up areas	1 198	1 228	1 594	1 642	38	53	1 556	1 589
23	- Outside built-up areas	737	760	1 274	1 440	80	102	1 194	1 338
3	By month:								
301	- January	100	88	158	159	3	14	155	145
302	- February	99	109	153	180	5	11	148	169
303	- March	165	143	252	202	8	10	244	192
304	- April	183	136	284	204	11	12	273	192
305	- May	191	196	280	288	11	15	269	273
306	- June	209	181	301	279	13	8	288	271
307	- July	218	252	315	420	16	17	299	403
308	- August	206	245	304	359	22	11	282	348
309	- September	198	191	278	291	3	21	275	270
310	- October	154	193	226	293	8	15	318	278
311	- November	123	155	177	254	14	12	163	242
312	- December	89	99	140	153	4	9	136	144
4	By day of week:								
41	- Monday through Thursday	1 046	1 143	1 472	1 721	57	86	1 415	1 635
42	- Friday	277	282	432	408	16	17	416	391
43	- Saturday	314	299	494	509	23	33	471	476
44	- Sunday	298	264	470	444	22	19	448	425
5	By light condition:								
51	- Daylight	1 047	1 091	1 487	1 653	51	82	1 436	1 571
52	- Twilight (or unknown)	144	172	259	307	18	10	241	297
53	- Darkness	744	725	1 122	1 122	49	63	1 073	1 059
6	By road condition:								
61	- Dry road surface
62	- Other (wet, icy, etc.)

For notes see end of table.

Voir notes à la fin du tableau.

См. примечания в конце таблицы.

1. Road traffic accidents by location, time of occurrence and road condition

1. Accidents de la circulation routière selon le lieu, l'époque à laquelle ils se sont produits et les conditions de circulation

1. Дорожно-транспортные происшествия, повлекшие за собой раненых или погибших, по типу происшествия

Unit : number - Unité : nombre - Единица: Число

Description Description Описание	Accidents Accidents Происшествия		Persons killed or injured : total Personnes tuées ou blessées : total Погибшие или раненые: всего		Persons killed Personnes tuées Погибшие		Persons injured Personnes blessées Раненые	
	2003	2004	2003	2004	2003	2004	2003	2004

Turkey - Turquie - Турция

1	All accidents - Total	67 031	3 946	4 427	118 214	...
2	By location:								
21	- Motorways	2 093	...	4 160	...	255	...	3 905	...
22	- Inside built-up areas	45 179	...	70 529	...	1 370	...	69 159	...
23	- Outside built-up areas	19 759	...	47 471	...	2 321	...	45 150	...
3	By month:								
301	- January	4 066	...	6 906	...	186	...	6 720	...
302	- February	3 936	...	7 837	...	249	...	7 588	...
303	- March	3 966	...	6 740	...	215	...	6 525	...
304	- April	4 268	...	7 076	...	235	...	6 841	...
305	- May	5 751	...	9 831	...	294	...	9 537	...
306	- June	6 346	...	11 394	...	408	...	10 986	...
307	- July	7 185	...	13 653	...	406	...	13 247	...
308	- August	7 730	...	15 032	...	483	...	14 549	...
309	- September	6 430	...	11 804	...	365	...	11 439	...
310	- October	6 476	...	11 711	...	427	...	11 284	...
311	- November	5 528	...	10 469	...	369	...	10 100	...
312	- December	5 349	...	9 707	...	309	...	9 398	...
4	By day of week:								
41	- Monday through Thursday	37 159	...	65 547	...	2 030	...	63 517	...
42	- Friday	9 829	...	17 570	...	572	...	16 998	...
43	- Saturday	10 233	...	19 260	...	651	...	18 609	...
44	- Sunday	9 810	...	19 783	...	693	...	19 090	...
5	By light condition:								
51	- Daylight	43 679	...	78 012	...	2 206	...	75 806	...
52	- Twilight (or unknown)	2 392	...	4 649	...	193	...	4 456	...
53	- Darkness	20 960	...	39 499	...	1 547	...	37 952	...
6	By road condition:								
61	- Dry road surface	55 041	...	97 438	...	3 138	...	94 300	...
62	- Other (wet, icy, etc.)	11 990	...	24 722	...	808	...	23 914	...

Turkmenistan - Turkménistan - Туркменистан

1	All accidents - Total	1 496	...	2 281	...	533	...	1 748	...
2	By location:								
21	- Motorways	98	...	155	...	40	...	115	...
22	- Inside built-up areas	952	...	1 393	...	305	...	1 088	...
23	- Outside built-up areas	446	...	733	...	188	...	545	...
3	By month:								
301	- January	129	...	212	...	36	...	176	...
302	- February	119	...	180	...	37	...	143	...
303	- March	106	...	172	...	30	...	142	...
304	- April	103	...	159	...	39	...	120	...
305	- May	93	...	132	...	31	...	101	...
306	- June	103	...	146	...	42	...	104	...
307	- July	118	...	218	...	63	...	155	...
308	- August	142	...	205	...	53	...	152	...
309	- September	140	...	214	...	47	...	167	...
310	- October	167	...	251	...	66	...	185	...
311	- November	135	...	196	...	47	...	150	...
312	- December	141	...	195	...	42	...	153	...
4	By day of week:								
41	- Monday through Thursday	806	...	1 248	...	297	...	952	...
42	- Friday	223	...	346	...	82	...	264	...
43	- Saturday	262	...	373	...	69	...	304	...
44	- Sunday	205	...	313	...	85	...	228	...
5	By light condition:								
51	- Daylight	660	...	950	...	176	...	775	...
52	- Twilight (or unknown)	251	...	420	...	90	...	317	...
53	- Darkness	585	...	930	...	267	...	656	...
6	By road condition:								
61	- Dry road surface	1 078	...	1 550	...	361	...	1 190	...
62	- Other (wet, icy, etc.)	418	...	730	...	172	...	558	...

For notes see end of table.

Voir notes à la fin du tableau.

См. примечания в конце таблицы.

1. Road traffic accidents by location, time of occurrence and road condition

1. Accidents de la circulation routière selon le lieu, l'époque à laquelle ils se sont produits et les conditions de circulation

1. Дорожно-транспортные происшествия, повлекшие за собой раненых или погибших, по типу происшествия

Unit : number - Unité : nombre - Единица: Число

Description Description Описание	Accidents Accidents Происшествия		Persons killed or injured : total Personnes tuées ou blessées : total Погибшие или раненые: всего		Persons killed Personnes tuées Погибшие		Persons injured Personnes blessées Раненые	
	2003	2004	2003	2004	2003	2004	2003	2004

Ukraine - Ukraine - Украина

1	All accidents - Total	42 409	45 592	54 607	60 602	7 149	6 966	47 458	53 636
2	By location:								
21	- Motorways
22	- Inside built-up areas	31 546	32 226	38 262	40 186	3 914	3 586	34 348	36 600
23	- Outside built-up areas
3	By month:								
301	- January	1 759	2 596	2 224	3 453	328	355	1 896	3 098
302	- February	1 660	2 729	2 030	3 534	286	388	1 744	3 146
303	- March	1 964	3 066	2 467	3 941	327	408	2 140	3 533
304	- April	2 542	3 470	3 255	4 672	424	484	2 831	4 188
305	- May	3 376	3 869	4 402	5 278	478	547	3 924	4 731
306	- June	3 648	3 704	4 793	4 960	575	456	4 218	4 504
307	- July	3 980	4 185	5 285	5 849	583	641	4 702	5 208
308	- August	4 427	4 443	5 951	6 140	816	694	5 135	5 446
309	- September	4 222	4 301	5 430	5 720	806	716	4 624	5 004
310	- October	5 402	4 873	6 805	6 247	918	777	5 887	5 470
311	- November	4 739	4 339	5 909	5 610	838	778	5 071	4 832
312	- December	4 690	4 017	6 056	5 198	770	722	5 286	4 476
4	By day of week:								
41	- Monday through Thursday	23 136	25 085	29 310	32 725	3 797	3 710	25 513	29 015
42	- Friday	6 668	6 867	8 511	8 840	1 093	984	7 418	7 856
43	- Saturday	6 440	6 998	8 397	9 655	1 098	1 139	7 299	8 516
44	- Sunday	6 165	6 642	8 389	9 382	1 161	1 133	7 228	8 249
5	By light condition:								
51	- Daylight	22 304	24 344	28 732	32 367	2 856	2 687	25 876	29 680
52	- Twilight (or unknown)	(b)	(b)	(b)	(b)	(b)	(b)	(b)	(b)
53	- Darkness	20 105	21 248	25 875	28 235	4 293	4 279	21 582	23 956
6	By road condition:								
61	- Dry road surface	34 228	35 108	43 754	46 461	5 754	5 354	38 000	41 107
62	- Other (wet, icy, etc.)	8 181	10 484	10 853	14 141	1 395	1 612	9 458	12 529

United Kingdom - Royaume-Uni - Соединенное Королевство³⁾

1	All accidents - Total	214 030	207 410	287 099	277 619	3 508	3 221	287 099	277 619
2	By location:								
21	- Motorways	8 746	9 072	13 812	14 144	217	164	13 812	14 144
22	- Inside built-up areas	154 995	148 377	198 121	189 017	1 378	1 301	198 121	189 017
23	- Outside built-up areas	50 289	49 961	75 166	74 458	1 913	1 756	75 166	74 458
3	By month:								
301	- January	17 507	...	23 590	...	271	...	23 319	...
302	- February	16 096	...	21 835	...	274	...	21 561	...
303	- March	16 656	...	22 369	...	295	...	22 074	...
304	- April	16 511	...	22 407	...	262	...	22 145	...
305	- May	17 891	...	24 477	...	264	...	24 213	...
306	- June	18 062	...	24 360	...	305	...	24 055	...
307	- July	18 741	...	25 396	...	299	...	25 097	...
308	- August	17 394	...	23 964	...	366	...	23 598	...
309	- September	18 682	...	25 321	...	272	...	25 049	...
310	- October	19 651	...	26 568	...	256	...	26 312	...
311	- November	19 143	...	26 083	...	316	...	25 767	...
312	- December	17 696	...	24 237	...	328	...	23 909	...
4	By day of week:								
41	- Monday through Thursday	124 534	...	164 373	...	1 782	...	162 591	...
42	- Friday	35 872	...	48 465	...	539	...	47 926	...
43	- Saturday	29 295	...	41 978	...	601	...	41 377	...
44	- Sunday	24 329	...	35 791	...	586	...	35 205	...
5	By light condition:								
51	- Daylight	155 428	...	208 488	...	2 050	...	206 438	...
52	- Twilight (or unknown)	-	...	-	...	-	...	-	...
53	- Darkness	58 602	...	82 119	...	1 458	...	80 661	...
6	By road condition:								
61	- Dry road surface	149 756	...	199 890	...	2 414	...	197 476	...
62	- Other (wet, icy, etc.)	64 274	...	90 717	...	1 094	...	89 623	...

For notes see end of table.

Voir notes à la fin du tableau.

См. примечания в конце таблицы.

1. Road traffic accidents by location, time of occurrence and road condition

1. Accidents de la circulation routière selon le lieu, l'époque à laquelle ils se sont produits et les conditions de circulation

1. Дорожно-транспортные происшествия, повлекшие за собой раненых или погибших, по типу происшествия

Unit : number - Unité : nombre - Единица: Число

Description Description Описание	Accidents Accidents Происшествия		Persons killed or injured : total Personnes tuées ou blessées : total Погибшие или раненые: всего		Persons killed Personnes tuées Погибшие		Persons injured Personnes blessées Раненые	
	2003	2004	2003	2004	2003	2004	2003	2004

United States - Etats-Unis - Соединенные Штаты

1 All accidents - Total	1 963 389	1 899 870	2 931 884	2 830 636	42 884	42 836	2 889 000	2 788 000
2 By location:								
21 - Motorways
22 - Inside built-up areas
23 - Outside built-up areas
3 By month:								
301 - January	163 447	149 449	238 052	218 247	3 052	3 247	235 000	215 000
302 - February	146 601	146 122	217 773	216 917	2 773	2 917	215 000	214 000
303 - March	161 455	156 644	239 170	229 200	3 170	3 200	236 000	226 000
304 - April	158 790	153 174	245 447	226 387	3 447	3 387	242 000	223 000
305 - May	171 047	163 469	260 554	249 790	3 554	3 790	257 000	246 000
306 - June	160 020	160 480	237 727	246 763	3 727	3 763	234 000	243 000
307 - July	168 458	158 187	252 018	242 894	4 018	3 894	248 000	239 000
308 - August	170 349	160 409	269 089	239 983	4 089	3 983	265 000	236 000
309 - September	164 828	158 774	241 707	235 565	3 707	3 565	238 000	232 000
310 - October	174 758	165 288	254 950	240 808	3 950	3 808	251 000	237 000
311 - November	156 587	160 963	228 841	240 457	3 841	3 457	225 000	237 000
312 - December	167 051	166 912	246 556	245 625	3 556	3 625	243 000	242 000
4 By day of week:								
41 - Monday through Thursday	1 130 051	1 103 132	1 663 986	1 612 105	21 120	20 997	1 642 866	1 591 108
42 - Friday	333 280	319 317	495 182	477 249	6 743	6 807	488 439	470 442
43 - Saturday	277 923	264 667	426 620	410 076	8 027	7 818	418 593	402 258
44 - Sunday	222 116	212 736	345 675	331 564	6 972	6 994	338 703	324 570
5 By light condition:								
51 - Daylight	1 355 818	1 315 675	2 018 256	1 971 644	21 637	21 342	1 996 619	1 950 302
52 - Twilight (or unknown)	398 580	368 598	613 136	549 739	8 279	8 296	604 857	541 443
53 - Darkness	208 814	215 377	299 893	309 393	12 767	12 760	114 529	104 049
6 By road condition:								
61 - Dry road surface	1 520 110	1 499 415	2 294 209	2 257 408	35 129	35 008	2 259 080	2 222 400
62 - Other (wet, icy, etc.)	443 279	400 455	637 276	573 606	7 755	7 628	629 521	565 978

For notes see end of table.

Voir notes à la fin du tableau.

См. примечания в конце таблицы.

NOTES TO TABLE 1 - NOTES DU TABLEAU 1 - ПРИМЕЧАНИЯ К ТАБЛИЦЕ 1

General notes - Notes générales - Общие примечания

(a) Data for motorways are included under items 22 and 23.

(a) Les données des autoroutes sont comprises sous les rubriques 22 et 23.

(a) Данные по автомагистралям включены в данные статей 22 и 23.

(b) Data for item 52 are included under items 51 and 53.

(b) Les données de la rubrique 52 sont comprises sous les rubriques 51 et 53.

(b) Данные статьи 52 включены в данные статей 51 и 53.

Country notes - Notes relatives aux pays - Примечания к данным, представляемым странами

1) Data refer to continent only.

1) Les données se réfèrent au continent.

1) Данные относятся только к континенту.

2) The former Yugoslav Republic of Macedonia.

2) L'ex-République yougoslave de Macédoine.

2) Бывшая Югославская Республика Македония.

3) Data refer to Great Britain.

3) Les données se réfèrent à la Grande Bretagne.

3) Данные относятся к Великобритании.

2. Road traffic accidents involving personal injury by nature of accident

2. Accidents de la circulation routière ayant entraîné des lésions corporelles par type d'accident

2. Дорожно-транспортные происшествия по типу происшествия

Unit : number - Unité : nombre - Единица: Число

Item	Description
1	All accidents - Total (11+12+13)
11	Accidents between vehicle and pedestrian
12	Single vehicle accidents
13	Accidents between vehicles
	of which:
131	- Rear-end collisions
132	- Collisions due to crossing or turning
133	- Head-on collisions
134	- Others including collisions with parked vehicles
2	Accidents in built-up areas - Total (21+22+23)
21	Accidents between vehicle and pedestrian
22	Single vehicle accidents
23	Accidents between vehicles
	of which:
231	- Rear-end collisions
232	- Collisions due to crossing or turning
233	- Head-on collisions
234	- Others including collisions with parked vehicles

Rubrique	Description
1	Tous les accidents - Total (11+12+13)
11	Accidents entre un véhicule et un piéton
12	Accident dans lesquels un seul véhicule était impliqué
13	Accidents entre véhicules
	dont:
131	- Collisions arrière
132	- Collisions dues à un croisement ou à un tournant
133	- Collisions frontales
134	- Autres, y compris collisions avec des véhicules en stationnement
2	Accidents survenus dans des agglomérations - Total (21+22+23)
21	Accidents entre un véhicule et un piéton
22	Accident dans lesquels un seul véhicule était impliqué
23	Accidents entre véhicules
	dont:
231	- Collisions arrière
232	- Collisions dues à un croisement ou à un tournant
233	- Collisions frontales
234	- Autres, y compris collisions avec des véhicules en stationnement

Статья	Описание
1	Все дорожно-транспортные происшествия - Всего (11+12+13)
11	Дорожно-транспортные происшествия с участием транспортных средств и пешеходов
12	Дорожно-транспортные происшествия с участием одного транспортного средства
13	Дорожно-транспортные происшествия с участием транспортных средств
	в том числе:
131	- Столкновения с ударом сзади
132	- Столкновения на пересечении дорог или на поворотах
133	- Лобовые столкновения
134	- Прочие ДТП, включая столкновения с транспортными средствами, находящимися на стоянке
2	Дорожно-транспортные происшествия в населенных пунктах, включая происшествия - Общее количество (21+22+23)
21	Дорожно-транспортные происшествия с участием транспортных средств и пешеходов
22	Дорожно-транспортные происшествия с участием одного транспортного средства
23	Дорожно-транспортные происшествия с участием транспортных средств
	в том числе:
231	- Столкновения с ударом сзади
232	- Столкновения на пересечении дорог или на поворотах
233	- Лобовые столкновения
234	- Прочие ДТП, включая столкновения с транспортными средствами, находящимися на стоянке

2. Road traffic accidents involving personal injury by nature of accident

2. Accidents de la circulation routière ayant entraîné des lésions corporelles par type d'accident

2. Дорожно-транспортные происшествия по типу происшествия

Unit : number - Unité : nombre - Единица: Число

Description Description Описание	Accidents Accidents Происшествия		Persons killed or injured: total Personnes tuées ou blessées: total Погибшие или раненые: всего		Persons killed Personnes tuées Погибшие		Persons injured Personnes blessées Раненые	
	2003	2004	2003	2004	2003	2004	2003	2004

Armenia - Arménie - Армения

1	All accidents - Total (11+12+13)	1 025	1 164	1 546	1 751	252	259	1 294	1 492
11	Accidents between vehicle and pedestrian	503	529	538	593	129	109	409	484
12	Single vehicle accidents	232	269	414	464	62	75	352	389
13	Accidents between vehicles	258	366	541	694	57	75	484	619
	of which:								
131	- Rear-end collisions
132	- Collisions due to crossing or turning
133	- Head-on collisions
134	- Others (including collisions with parked vehicles)	32	35	53	61	4	11	49	50
2	Accidents in built-up areas - Total (21+22+23)	605	660	824	844	103	93	721	751
21	Accidents between vehicle and pedestrian
22	Single vehicle accidents
23	Accidents between vehicles
	of which:								
231	- Rear-end collisions
232	- Collisions due to crossing or turning
233	- Head-on collisions
234	- Others (including collisions with parked vehicles)

Austria - Autriche - Австрия

1	All accidents - Total (11+12+13)	43 426	42 657	57 812	56 735	931	878	56 881	55 857
11	Accidents between vehicle and pedestrian	4 428	4 498	4 880	4 920	137	135	4 743	4 785
12	Single vehicle accidents	9 755	9 397	12 027	11 562	321	317	11 706	11 245
13	Accidents between vehicles	29 243	28 762	40 905	40 253	473	426	40 432	39 827
	of which:								
131	- Rear-end collisions	8 108	7 977	11 299	11 154	46	46	11 253	11 108
132	- Collisions due to crossing or turning	13 668	13 326	18 526	17 947	106	88	18 420	17 859
133	- Head-on collisions	3 648	3 646	6 420	6 487	260	227	6 160	6 260
134	- Others (including collisions with parked vehicles)	3 743	3 741	4 567	4 562	36	48	4 531	4 514
2	Accidents in built-up areas - Total (21+22+23)	26 078	25 939	32 518	32 269	223	232	32 295	32 037
21	Accidents between vehicle and pedestrian	4 041	4 097	4 412	4 422	93	94	4 319	4 328
22	Single vehicle accidents	2 977	2 830	3 486	3 343	50	54	3 436	3 289
23	Accidents between vehicles	19 060	19 012	24 620	24 504	80	84	24 540	24 420
	of which:								
231	- Rear-end collisions	5 221	5 242	6 840	6 919	5	3	6 835	6 916
232	- Collisions due to crossing or turning	10 088	10 063	12 994	12 880	29	33	12 965	12 847
233	- Head-on collisions	1 361	1 289	2 064	1 934	30	24	2 034	1 910
234	- Others (including collisions with parked vehicles)	2 353	2 380	2 677	2 709	7	14	2 670	2 695

Azerbaijan - Azerbaïdjan - Азербайджан

1	All accidents - Total (11+12+13)	2 311	2 388	3 415	3 577	724	811	2 691	2 766
11	Accidents between vehicle and pedestrian	1 145	...	1 237	...	327	...	910	...
12	Single vehicle accidents	401	...	612	...	131	...	481	...
13	Accidents between vehicles	765	...	1 566	...	266	...	1 300	...
	of which:								
131	- Rear-end collisions	85	...	158	...	22	...	136	...
132	- Collisions due to crossing or turning	131	...	220	...	14	...	206	...
133	- Head-on collisions	513	...	1 120	...	216	...	904	...
134	- Others (including collisions with parked vehicles)	36	...	68	...	14	...	54	...
2	Accidents in built-up areas - Total (21+22+23)	1 474	1 520	1 948	...	344	...	1 604	...
21	Accidents between vehicle and pedestrian
22	Single vehicle accidents
23	Accidents between vehicles
	of which:								
231	- Rear-end collisions
232	- Collisions due to crossing or turning
233	- Head-on collisions
234	- Others (including collisions with parked vehicles)

For notes see end of table.

Voir notes à la fin du tableau.

См. примечания в конце таблицы.

2. Road traffic accidents involving personal injury by nature of accident

2. Accidents de la circulation routière ayant entraîné des lésions corporelles par type d'accident

2. Дорожно-транспортные происшествия по типу происшествия

Unit : number - Unité : nombre - Единица: Число

Description Description Описание	Accidents Accidents Происшествия		Persons killed or injured: total Personnes tuées ou blessées: total Погибшие или раненые: всего		Persons killed Personnes tuées Погибшие		Persons injured Personnes blessées Раненые	
	2003	2004	2003	2004	2003	2004	2003	2004

Belarus - Bélarus - Беларусь

1	All accidents - Total (11+12+13)	7 194	7 218	9 125	9 210	1 764	1 688	7 361	7 522
11	Accidents between vehicle and pedestrian	3 371	3 361	3 569	3 570	760	739	2 809	2 831
12	Single vehicle accidents	1 549	1 519	2 213	2 157	403	393	1 810	1 764
13	Accidents between vehicles	2 274	2 338	3 343	3 483	601	556	2 742	2 927
	of which:								
131	- Rear-end collisions	166	129	241	180	20	11	221	169
132	- Collisions due to crossing or turning	495	579	757	936	73	86	684	850
133	- Head-on collisions	518	531	1 062	1 048	231	199	831	849
134	- Others (including collisions with parked vehicles)	1 095	1 099	1 283	1 319	277	260	1 006	1 059
2	Accidents in built-up areas - Total (21+22+23)	4 555	4 494	5 408	5 372	714	677	4 694	4 695
21	Accidents between vehicle and pedestrian	2 568	2 433	2 707	2 581	384	347	2 323	2 234
22	Single vehicle accidents	719	853	989	1 106	153	184	836	922
23	Accidents between vehicles	1 268	1 208	1 712	1 685	177	146	1 535	1 539
	of which:								
231	- Rear-end collisions	123	90	165	126	7	2	158	124
232	- Collisions due to crossing or turning	357	385	525	595	33	31	492	564
233	- Head-on collisions	205	204	363	357	36	41	327	316
234	- Others (including collisions with parked vehicles)	583	529	659	607	101	72	558	535

Bulgaria - Bulgarie - Болгария

1	All accidents - Total (11+12+13)	6 997	7 612	9 448	10 251	960	943	8 488	9 308
11	Accidents between vehicle and pedestrian	2 283	2 458	2 394	2 578	260	239	2 134	2 339
12	Single vehicle accidents	1 800	1 974	2 674	2 906	323	336	2 351	2 570
13	Accidents between vehicles	2 914	3 180	4 380	4 767	377	368	4 003	4 399
	of which:								
131	- Rear-end collisions	213	241	297	368	16	33	281	335
132	- Collisions due to crossing or turning
133	- Head-on collisions
134	- Others (including collisions with parked vehicles)
2	Accidents in built-up areas - Total (21+22+23)	4 741	5 072	5 824	6 182	435	386	5 389	5 796
21	Accidents between vehicle and pedestrian
22	Single vehicle accidents
23	Accidents between vehicles
	of which:								
231	- Rear-end collisions
232	- Collisions due to crossing or turning
233	- Head-on collisions
234	- Others (including collisions with parked vehicles)

Canada - Canada - Канада

1	All accidents - Total (11+12+13)	156 904	...	225 221	...	2 766	...	222 455	...
11	Accidents between vehicle and pedestrian	13 134	...	14 297	...	384	...	13 913	...
12	Single vehicle accidents	37 335	...	49 101	...	1 023	...	48 078	...
13	Accidents between vehicles	106 435	...	161 823	...	1 359	...	160 464	...
	of which:								
131	- Rear-end collisions	39 997	...	59 507	...	116	...	59 391	...
132	- Collisions due to crossing or turning	32 146	...	50 021	...	304	...	49 717	...
133	- Head-on collisions	6 198	...	11 783	...	611	...	11 172	...
134	- Others (including collisions with parked vehicles)	28 104	...	40 499	...	328	...	40 171	...
2	Accidents in built-up areas - Total (21+22+23)	86 252	...	121 251	...	677	...	120 574	...
21	Accidents between vehicle and pedestrian	10 014	...	10 815	...	223	...	10 592	...
22	Single vehicle accidents	10 118	...	12 866	...	204	...	12 662	...
23	Accidents between vehicles	66 120	...	97 570	...	250	...	97 320	...
	of which:								
231	- Rear-end collisions	22 938	...	33 667	...	23	...	33 644	...
232	- Collisions due to crossing or turning	24 259	...	36 918	...	102	...	36 816	...
233	- Head-on collisions	2 807	...	4 748	...	53	...	4 695	...
234	- Others (including collisions with parked vehicles)	16 108	...	22 229	...	72	...	22 157	...

For notes see end of table.

Voir notes à la fin du tableau.

См. примечания в конце таблицы.

2. Road traffic accidents involving personal injury by nature of accident

2. Accidents de la circulation routière ayant entraîné des lésions corporelles par type d'accident

2. Дорожно-транспортные происшествия по типу происшествия

Unit : number - Unité : nombre - Единица : Число

Description Description Описание	Accidents Accidents Происшествия		Persons killed or injured: total Personnes tuées ou blessées: total Погибшие или раненые: всего		Persons killed Personnes tuées Погибшие		Persons injured Personnes blessées Раненые	
	2003	2004	2003	2004	2003	2004	2003	2004

Croatia - Croatie - Хорватия

1	All accidents - Total (11+12+13)	18 592	17 140	26 854	24 879	701	608	26 153	24 271
11	Accidents between vehicle and pedestrian	2 462	...	2 655	...	131	...	2 524	...
12	Single vehicle accidents	4 869	...	6 925	...	220	...	6 705	...
13	Accidents between vehicles	11 261	...	17 274	...	350	...	16 924	...
	of which:								
131	- Rear-end collisions	2 866	...	4 291	...	37	...	4 254	...
132	- Collisions due to crossing or turning	(a)	...	(a)	...	(a)	...	(a)	...
133	- Head-on collisions	2 815	...	5 261	...	177	...	5 084	...
134	- Others (including collisions with parked vehicles)	5 580	...	7 722	...	136	...	7 586	...
2	Accidents in built-up areas - Total (21+22+23)	15 676	13 623	21 986	19 065	466	345	21 520	18 720
21	Accidents between vehicle and pedestrian	2 352	...	2 529	...	114	...	2 415	...
22	Single vehicle accidents	3 625	...	5 077	...	140	...	4 937	...
23	Accidents between vehicles	9 699	...	14 380	...	212	...	14 168	...
	of which:								
231	- Rear-end collisions	2 393	...	3 504	...	14	...	3 490	...
232	- Collisions due to crossing or turning	(b)	...	(b)	...	(b)	...	(b)	...
233	- Head-on collisions	2 252	...	4 023	...	94	...	3 929	...
234	- Others (including collisions with parked vehicles)	5 054	...	6 853	...	104	...	6 749	...

Czech Republic - République tchèque - Чешская Республика

1	All accidents - Total (11+12+13)	27 320	26 516	36 885	35 636	1 447	1 382	35 438	34 254
11	Accidents between vehicle and pedestrian	4 515	4 553	4 889	4 857	285	282	4 604	4 575
12	Single vehicle accidents	8 752	8 243	11 919	11 144	513	422	11 406	10 722
13	Accidents between vehicles	14 053	13 720	20 077	19 635	649	678	19 428	18 957
	of which:								
131	- Rear-end collisions	2 831	2 846	3 677	3 742	75	69	3 602	3 673
132	- Collisions due to crossing or turning	4 622	4 426	6 443	6 120	180	186	6 263	5 934
133	- Head-on collisions	3 111	3 032	5 483	5 408	275	306	5 208	5 102
134	- Others (including collisions with parked vehicles)	3 489	3 416	4 474	4 365	119	117	4 355	4 248
2	Accidents in built-up areas - Total (21+22+23)	16 936	16 517	21 173	20 494	556	525	20 617	19 969
21	Accidents between vehicle and pedestrian	4 040	4 104	4 342	4 354	186	188	4 156	4 166
22	Single vehicle accidents	3 380	3 192	4 351	4 110	148	132	4 203	3 978
23	Accidents between vehicles	9 516	9 221	12 480	12 030	222	205	12 258	11 825
	of which:								
231	- Rear-end collisions	1 808	1 874	2 200	2 318	16	18	2 184	2 300
232	- Collisions due to crossing or turning	3 573	3 386	4 701	4 392	88	72	4 613	4 320
233	- Head-on collisions	1 770	1 692	2 694	2 613	60	74	2 634	2 539
234	- Others (including collisions with parked vehicles)	2 365	2 269	2 885	2 707	58	41	2 827	2 666

Denmark - Danemark - Дания

1	All accidents - Total (11+12+13)	6 749	6 209	8 844	7 915	432	369	8 412	7 546
11	Accidents between vehicle and pedestrian	746	706	812	746	50	41	762	705
12	Single vehicle accidents	1 607	1 465	2 051	1 914	117	104	1 934	1 810
13	Accidents between vehicles	4 396	4 038	5 981	5 255	265	224	5 716	5 031
	of which:								
131	- Rear-end collisions	744	679	1 055	911	28	31	1 027	880
132	- Collisions due to crossing or turning	2 792	2 586	3 571	3 200	113	92	3 458	3 108
133	- Head-on collisions	592	497	1 049	829	119	89	930	740
134	- Others (including collisions with parked vehicles)	268	276	306	315	5	12	301	303
2	Accidents in built-up areas - Total (21+22+23)	3 928	3 710	4 593	4 267	114	120	4 479	4 147
21	Accidents between vehicle and pedestrian	637	610	679	646	24	23	655	623
22	Single vehicle accidents	541	548	645	651	34	32	611	619
23	Accidents between vehicles	2 750	2 552	3 269	2 970	56	65	3 213	2 905
	of which:								
231	- Rear-end collisions	389	319	483	391	6	9	477	382
232	- Collisions due to crossing or turning	1 924	1 830	2 235	2 083	42	33	2 193	2 050
233	- Head-on collisions	213	179	304	253	6	15	298	238
234	- Others (including collisions with parked vehicles)	224	224	247	243	2	8	245	235

For notes see end of table.

Voir notes à la fin du tableau.

См. примечания в конце таблицы.

2. Road traffic accidents involving personal injury by nature of accident

2. Accidents de la circulation routière ayant entraîné des lésions corporelles par type d'accident

2. Дорожно-транспортные происшествия по типу происшествия

Unit : number - Unité : nombre - Единица: Число

Description Description Описание	Accidents Accidents Происшествия		Persons killed or injured: total Personnes tuées ou blessées: total Погибшие или раненые: всего		Persons killed Personnes tuées Погибшие		Persons injured Personnes blessées Раненые	
	2003	2004	2003	2004	2003	2004	2003	2004

Estonia - Estonie - Эстония

1	All accidents - Total (11+12+13)	1 931	2 244	2 703	3 045	164	170	2 539	2 875
11	Accidents between vehicle and pedestrian	590	649	629	675	43	59	586	616
12	Single vehicle accidents	570	619	905	931	41	41	864	890
13	Accidents between vehicles	771	976	1 169	1 439	80	70	1 089	1 369
	of which:								
131	- Rear-end collisions	181	220	215	272	12	6	203	266
132	- Collisions due to crossing or turning	381	485	550	634	23	9	527	625
133	- Head-on collisions	156	185	348	392	44	43	304	349
134	- Others (including collisions with parked vehicles)	53	86	56	141	1	12	55	129
2	Accidents in built-up areas - Total (21+22+23)	1 134	1 317	1 358	1 561	40	42	1 318	1 519
21	Accidents between vehicle and pedestrian	513	547	539	568	15	28	524	538
22	Single vehicle accidents	175	207	265	282	12	8	253	274
23	Accidents between vehicles	446	564	554	713	13	6	541	708
	of which:								
231	- Rear-end collisions	123	143	127	166	1	-	126	166
232	- Collisions due to crossing or turning	269	346	333	427	6	3	327	424
233	- Head-on collisions	40	40	99	70	4	-	67	71
234	- Others (including collisions with parked vehicles)	14	35	24	50	3	3	21	47

Finland - Finlande - Финляндия

1	All accidents - Total (11+12+13)	6 907	6 767	9 467	9 166	379	375	9 088	8 791
11	Accidents between vehicle and pedestrian	749	676	812	730	60	50	752	680
12	Single vehicle accidents	2 299	2 167	3 152	2 994	111	126	3 041	2 868
13	Accidents between vehicles	3 859	3 924	5 503	5 442	208	199	5 295	5 243
	of which:								
131	- Rear-end collisions	594	580	901	826	8	7	893	819
132	- Collisions due to crossing or turning	2 286	2 313	3 046	3 037	72	65	2 974	2 972
133	- Head-on collisions	498	491	924	915	94	115	830	800
134	- Others (including collisions with parked vehicles)	481	540	632	664	34	12	598	652
2	Accidents in built-up areas - Total (21+22+23)	3 414	3 413	4 160	4 212	101	82	4 059	4 130
21	Accidents between vehicle and pedestrian	636	582	679	625	35	28	644	597
22	Single vehicle accidents	562	534	750	707	28	27	722	680
23	Accidents between vehicles	2 216	2 297	2 731	2 880	38	27	2 693	2 853
	of which:								
231	- Rear-end collisions	270	279	365	395	1	1	364	394
232	- Collisions due to crossing or turning	1 561	1 583	1 898	1 945	28	22	1 870	1 923
233	- Head-on collisions	113	115	160	191	1	3	159	188
234	- Others (including collisions with parked vehicles)	272	320	308	349	8	1	300	348

France - France - Франция

1	All accidents - Total (11+12+13)	90 220	85 396	121 660	113 959	5 731	5 232	115 929	108 727
11	Accidents between vehicle and pedestrian	13 735	...	14 992	...	548	...	14 444	...
12	Single vehicle accidents	19 176	...	25 173	...	2 258	...	22 915	...
13	Accidents between vehicles	57 309	...	81 495	...	2 925	...	78 570	...
	of which:								
131	- Rear-end collisions	9 628	...	12 477	...	228	...	12 249	...
132	- Collisions due to crossing or turning	26 980	...	35 720	...	924	...	34 796	...
133	- Head-on collisions	8 270	...	14 117	...	1 030	...	13 087	...
134	- Others (including collisions with parked vehicles)	12 341	...	19 181	...	743	...	18 438	...
2	Accidents in built-up areas - Total (21+22+23)	60 162	57 790	74 844	71 050	1 576	1 447	73 268	69 603
21	Accidents between vehicle and pedestrian	12 967	...	14 099	...	392	...	13 707	...
22	Single vehicle accidents	7 308	...	9 086	...	536	...	8 550	...
23	Accidents between vehicles	39 887	...	51 659	...	648	...	51 011	...
	of which:								
231	- Rear-end collisions	6 631	...	8 153	...	46	...	8 107	...
232	- Collisions due to crossing or turning	20 842	...	26 151	...	282	...	25 869	...
233	- Head-on collisions	4 390	...	6 392	...	154	...	6 238	...
234	- Others (including collisions with parked vehicles)	8 024	...	10 963	...	166	...	10 797	...

For notes see end of table.

Voir notes à la fin du tableau.

См. примечания в конце таблицы.

2. Road traffic accidents involving personal injury by nature of accident

2. Accidents de la circulation routière ayant entraîné des lésions corporelles par type d'accident

2. Дорожно-транспортные происшествия по типу происшествия

Unit : number - Unité : nombre - Единица: Число

Description Description Описание	Accidents Accidents Происшествия		Persons killed or injured: total Personnes tuées ou blessées: total Погибшие или раненые: всего		Persons killed Personnes tuées Погибшие		Persons injured Personnes blessées Раненые	
	2003	2004	2003	2004	2003	2004	2003	2004

Georgia - Géorgie - Грузия

1	All accidents - Total (11+12+13)	2 113	2 936	3 163	4 706	578	637	2 585	4 069
11	Accidents between vehicle and pedestrian	947	...	1 056	...	234	...	822	...
12	Single vehicle accidents	467	...	743	...	148	...	595	...
13	Accidents between vehicles	699	...	1 358	...	190	...	1 168	...
	of which:								
131	- Rear-end collisions	45	...	75	...	14	...	61	...
132	- Collisions due to crossing or turning
133	- Head-on collisions	622	...	1 253	...	155	...	1 098	...
134	- Others (including collisions with parked vehicles)	14	...	24	...	8	...	16	...
2	Accidents in built-up areas - Total (21+22+23)	1 722	...	2 513	...	381	...	2 132	...
21	Accidents between vehicle and pedestrian
22	Single vehicle accidents
23	Accidents between vehicles
	of which:								
231	- Rear-end collisions
232	- Collisions due to crossing or turning
233	- Head-on collisions
234	- Others (including collisions with parked vehicles)

Germany - Allemagne - Германия

1	All accidents - Total (11+12+13)	354 534	339 310	468 783	445 968	6 613	5 842	462 170	440 126
11	Accidents between vehicle and pedestrian	32 493	...	35 965	...	770	...	35 195	...
12	Single vehicle accidents	97 357	...	119 273	...	2 795	...	116 478	...
13	Accidents between vehicles	224 684	...	313 545	...	3 048	...	310 497	...
	of which:								
131	- Rear-end collisions	55 991	...	81 940	...	376	...	81 564	...
132	- Collisions due to crossing or turning	102 126	...	134 919	...	954	...	133 965	...
133	- Head-on collisions	28 949	...	48 575	...	1 471	...	47 104	...
134	- Others (including collisions with parked vehicles)	37 618	...	48 111	...	247	...	47 864	...
2	Accidents in built-up areas - Total (21+22+23)	230 521	223 314	283 108	273 520	1 646	1 484	281 462	272 036
21	Accidents between vehicle and pedestrian	30 436	...	33 444	...	552	...	32 892	...
22	Single vehicle accidents	42 233	...	48 353	...	500	...	47 853	...
23	Accidents between vehicles	157 852	...	201 311	...	594	...	200 717	...
	of which:								
231	- Rear-end collisions	34 490	...	46 997	...	33	...	46 964	...
232	- Collisions due to crossing or turning	81 157	...	100 606	...	337	...	100 269	...
233	- Head-on collisions	14 322	...	20 307	...	150	...	20 157	...
234	- Others (including collisions with parked vehicles)	27 883	...	33 401	...	74	...	33 327	...

Greece - Grèce - Греция

1	All accidents - Total (11+12+13)	15 751	15 547	22 342	21 849	1 605	1 670	20 737	20 179
11	Accidents between vehicle and pedestrian	2 765	2 707	3 237	3 151	248	274	2 989	2 877
12	Single vehicle accidents	2 779	2 949	3 879	4 082	582	627	3 297	3 455
13	Accidents between vehicles	10 207	9 891	15 226	14 616	775	769	14 451	13 847
	of which:								
131	- Rear-end collisions	1 402	1 363	1 977	1 987	92	117	1 885	1 870
132	- Collisions due to crossing or turning	7 291	7 085	10 426	10 072	394	422	10 032	9 650
133	- Head-on collisions	1 132	1 022	2 282	1 974	234	195	2 048	1 779
134	- Others (including collisions with parked vehicles)	382	421	541	583	55	35	486	548
2	Accidents in built-up areas - Total (21+22+23)	12 474	12 244	16 415	15 992	716	766	15 699	15 226
21	Accidents between vehicle and pedestrian	2 577	2 508	3 014	2 906	184	197	2 830	2 709
22	Single vehicle accidents	1 591	1 670	2 069	2 124	233	253	1 836	1 871
23	Accidents between vehicles	8 306	8 066	11 332	10 962	299	316	11 033	10 646
	of which:								
231	- Rear-end collisions	1 040	1 003	1 370	1 354	41	43	1 329	1 311
232	- Collisions due to crossing or turning	6 264	6 082	8 361	8 081	159	197	8 202	7 884
233	- Head-on collisions	682	632	1 172	1 057	65	59	1 107	998
234	- Others (including collisions with parked vehicles)	320	349	429	470	34	17	395	453

For notes see end of table.

Voir notes à la fin du tableau.

См. примечания в конце таблицы.

2. Road traffic accidents involving personal injury by nature of accident

2. Accidents de la circulation routière ayant entraîné des lésions corporelles par type d'accident

2. Дорожно-транспортные происшествия по типу происшествия

Unit : number - Unité : nombre - Единица: Число

Description Description Описание	Accidents Accidents Происшествия		Persons killed or injured: total Personnes tuées ou blessées: total Погибшие или раненые: всего		Persons killed Personnes tuées Погибшие		Persons injured Personnes blessées Раненые	
	2003	2004	2003	2004	2003	2004	2003	2004

Hungary - Hongrie - Венгрия

1	All accidents - Total (11+12+13)	19 976	20 957	27 953	29 350	1 326	1 296	26 627	28 054
11	Accidents between vehicle and pedestrian	3 664	3 748	3 901	4 030	295	320	3 606	3 710
12	Single vehicle accidents	4 626	5 202	6 776	7 619	310	303	6 466	7 316
13	Accidents between vehicles	11 686	12 007	17 276	17 701	721	673	16 555	17 028
	of which:								
131	- Rear-end collisions	2 773	3 019	3 787	4 139	111	140	3 676	3 999
132	- Collisions due to crossing or turning	5 387	5 753	7 428	7 920	203	172	7 225	7 748
133	- Head-on collisions	2 353	2 354	4 522	4 482	351	334	4 171	4 148
134	- Others (including collisions with parked vehicles)	1 173	881	1 539	1 160	56	27	1 483	1 133
2	Accidents in built-up areas - Total (21+22+23)	13 715	14 118	17 268	17 852	478	474	16 790	17 378
21	Accidents between vehicle and pedestrian	3 268	3 319	3 458	3 550	168	191	3 290	3 359
22	Single vehicle accidents	2 115	2 297	2 851	3 121	97	104	2 754	3 017
23	Accidents between vehicles	8 352	8 534	10 984	11 219	213	181	10 771	11 038
	of which:								
231	- Rear-end collisions	1 689	1 850	2 048	2 273	38	45	2 010	2 228
232	- Collisions due to crossing or turning	4 600	4 845	5 995	6 315	99	81	5 896	6 234
233	- Head-on collisions	1 179	1 138	1 884	1 770	53	44	1 831	1 726
234	- Others (including collisions with parked vehicles)	884	701	1 057	861	23	11	1 034	850

Iceland - Islande - Исландия

1	All accidents - Total (11+12+13)	807	810	1 244	1 179	23	23	1 221	1 156
11	Accidents between vehicle and pedestrian	124	131	135	136	3	3	132	133
12	Single vehicle accidents	317	359	480	505	11	11	469	494
13	Accidents between vehicles	366	316	629	534	9	8	620	526
	of which:								
131	- Rear-end collisions	138	101	226	156	-	-	226	156
132	- Collisions due to crossing or turning	185	152	314	258	1	1	313	257
133	- Head-on collisions	35	46	78	94	7	6	71	88
134	- Others (including collisions with parked vehicles)	8	17	11	26	1	1	10	25
2	Accidents in built-up areas - Total (21+22+23)	546	502	802	712	6	8	796	704
21	Accidents between vehicle and pedestrian	122	126	133	130	3	2	130	128
22	Single vehicle accidents	103	108	139	148	2	4	137	144
23	Accidents between vehicles	321	266	530	432	1	2	529	430
	of which:								
231	- Rear-end collisions	121	92	195	140	-	-	195	140
232	- Collisions due to crossing or turning	174	145	294	249	-	1	294	248
233	- Head-on collisions	21	17	34	25	1	1	33	24
234	- Others (including collisions with parked vehicles)	5	12	7	18	-	-	7	18

Ireland - Irlande - Ирландия

1	All accidents - Total (11+12+13)	5 985	5 781	8 597	8 241	335	374	8 262	7 867
11	Accidents between vehicle and pedestrian	1 054	917	1 054	...	64	...	990	...
12	Single vehicle accidents	1 192	1 219	1 192	...	98	...	1 094	...
13	Accidents between vehicles	3 739	3 645	3 739	...	139	...	3 600	...
	of which:								
131	- Rear-end collisions	857	877	857	...	8	...	849	...
132	- Collisions due to crossing or turning	1 091	988	1 091	...	15	...	1 076	...
133	- Head-on collisions	1 135	1 130	1 135	...	95	...	1 040	...
134	- Others (including collisions with parked vehicles)	656	650	656	...	21	...	635	...
2	Accidents in built-up areas - Total (21+22+23)	3 188	2 942	4 133	3 781	89	107	4 044	3 674
21	Accidents between vehicle and pedestrian	917	813	917	...	37	...	880	...
22	Single vehicle accidents	309	324	309	...	21	...	288	...
23	Accidents between vehicles	1 962	1 805	1 962	...	25	...	1 937	...
	of which:								
231	- Rear-end collisions	498	487	498	...	3	...	495	...
232	- Collisions due to crossing or turning	633	540	633	...	1	...	632	...
233	- Head-on collisions	420	397	420	...	15	...	405	...
234	- Others (including collisions with parked vehicles)	411	381	411	...	6	...	405	...

For notes see end of table.

Voir notes à la fin du tableau.

См. примечания в конце таблицы.

2. Road traffic accidents involving personal injury by nature of accident

2. Accidents de la circulation routière ayant entraîné des lésions corporelles par type d'accident

2. Дорожно-транспортные происшествия по типу происшествия

Unit : number - Unité : nombre - Единица: Число

Description Description Описание	Accidents Accidents Происшествия		Persons killed or injured: total Personnes tuées ou blessées: total Погибшие или раненые: всего		Persons killed Personnes tuées Погибшие		Persons injured Personnes blessées Раненые	
	2003	2004	2003	2004	2003	2004	2003	2004

Israel - Israël - Израиль

1	All accidents - Total (11+12+13)	17 745	17 762	37 080	36 919	451	480	36 629	36 439
11	Accidents between vehicle and pedestrian	2 663	2 639	3 084	3 102	160	173	2 924	2 929
12	Single vehicle accidents	1 722	1 767	3 287	3 318	97	108	3 190	3 210
13	Accidents between vehicles	13 181	13 181	30 421	30 212	190	196	30 231	30 016
	of which:								
131	- Rear-end collisions	2 041	2 147	5 914	6 231	25	37	5 889	6 194
132	- Collisions due to crossing or turning	10 118	10 084	21 559	21 448	105	91	21 454	21 357
133	- Head-on collisions	829	731	2 570	2 175	52	65	2 518	2 110
134	- Others (including collisions with parked vehicles)	193	219	378	358	8	3	370	355
2	Accidents in built-up areas - Total (21+22+23)	13 049	13 027	23 900	23 788	191	190	23 709	23 598
21	Accidents between vehicle and pedestrian	2 505	2 465	2 837	2 860	117	119	2 720	2 741
22	Single vehicle accidents	963	978	1 712	1 738	37	39	1 675	1 699
23	Accidents between vehicles	9 435	9 448	19 140	18 999	37	32	19 103	18 967
	of which:								
231	- Rear-end collisions	1 223	1 319	3 027	3 186	3	4	3 024	3 182
232	- Collisions due to crossing or turning	7 521	7 470	14 439	14 320	25	20	14 414	14 300
233	- Head-on collisions	521	469	1 370	1 198	6	6	1 364	1 192
234	- Others (including collisions with parked vehicles)	170	190	304	295	3	2	301	293

Kazakhstan - Kazakhstan - Казахстан

1	All accidents - Total (11+12+13)	14 013	15 302	19 705	21 930	2 754	3 136	16 951	18 794
11	Accidents between vehicle and pedestrian	7 181	7 476	7 659	7 908	995	1 118	6 664	6 790
12	Single vehicle accidents	2 711	2 905	5 147	4 867	796	828	4 351	4 039
13	Accidents between vehicles	4 121	4 921	6 899	9 155	963	1 190	5 936	7 965
	of which:								
131	- Rear-end collisions	380	642	693	1 103	88	125	605	978
132	- Collisions due to crossing or turning	1 413	1 890	2 055	3 383	184	328	1 871	3 055
133	- Head-on collisions	1 111	1 378	2 588	3 057	474	532	2 114	2 525
134	- Others (including collisions with parked vehicles)	818	797	1 338	1 303	165	175	1 173	1 128
2	Accidents in built-up areas - Total (21+22+23)	11 346	11 128	14 443	14 039	1 322	1 557	13 121	12 482
21	Accidents between vehicle and pedestrian	7 141	6 469	7 612	7 014	960	839	6 652	6 175
22	Single vehicle accidents	1 008	1 589	1 421	2 158	160	293	1 261	1 865
23	Accidents between vehicles	3 197	3 070	5 410	4 867	202	425	5 208	4 442
	of which:								
231	- Rear-end collisions	246	311	403	458	24	44	379	414
232	- Collisions due to crossing or turning	1 359	1 742	1 951	2 593	145	191	1 806	2 402
233	- Head-on collisions	1 131	554	2 015	1 026	123	112	1 892	914
234	- Others (including collisions with parked vehicles)	698	437	1 068	710	67	81	1 001	629

Kyrgyzstan - Kirghizistan - Кыргызстан

1	All accidents - Total (11+12+13)	3 380	3 275	4 988	4 861	897	892	4 091	3 969
11	Accidents between vehicle and pedestrian	1 934	1 796	2 122	1 943	459	427	1 663	1 516
12	Single vehicle accidents	480	529	1 011	1 026	188	219	823	807
13	Accidents between vehicles	939	915	1 825	1 838	245	237	1 580	1 601
	of which:								
131	- Rear-end collisions
132	- Collisions due to crossing or turning
133	- Head-on collisions
134	- Others (including collisions with parked vehicles)	27	35	30	54	5	9	25	45
2	Accidents in built-up areas - Total (21+22+23)	1 825	1 729	2 340	2 188	314	288	2 026	1 900
21	Accidents between vehicle and pedestrian
22	Single vehicle accidents
23	Accidents between vehicles
	of which:								
231	- Rear-end collisions
232	- Collisions due to crossing or turning
233	- Head-on collisions
234	- Others (including collisions with parked vehicles)

For notes see end of table.

Voir notes à la fin du tableau.

См. примечания в конце таблицы.

2. Road traffic accidents involving personal injury by nature of accident

2. Accidents de la circulation routière ayant entraîné des lésions corporelles par type d'accident

2. Дорожно-транспортные происшествия по типу происшествия

Unit : number - Unité : nombre - Единица: Число

Description Description Описание	Accidents Accidents Происшествия		Persons killed or injured: total Personnes tuées ou blessées: total Погибшие или раненые: всего		Persons killed Personnes tuées Погибшие		Persons injured Personnes blessées Раненые	
	2003	2004	2003	2004	2003	2004	2003	2004

Latvia - Lettonie - Латвия

1	All accidents - Total (11+12+13)	5 379	5 081	7 132	6 932	493	516	6 639	6 416
11	Accidents between vehicle and pedestrian	1 897	1 745	1 971	1 819	181	197	1 790	1 622
12	Single vehicle accidents	1 257	1 103	1 897	1 689	168	137	1 729	1 552
13	Accidents between vehicles	2 225	2 233	3 264	3 424	144	182	3 120	3 242
	of which:								
131	- Rear-end collisions
132	- Collisions due to crossing or turning
133	- Head-on collisions
134	- Others (including collisions with parked vehicles)
2	Accidents in built-up areas - Total (21+22+23)	3 374	3 225	4 128	3 987	150	141	3 978	3 846
21	Accidents between vehicle and pedestrian	1 503	1 375	1 562	1 427	77	90	1 485	1 337
22	Single vehicle accidents	354	303	507	461	33	15	474	446
23	Accidents between vehicles	1 517	1 547	2 059	2 099	40	36	2 019	2 063
	of which:								
231	- Rear-end collisions
232	- Collisions due to crossing or turning
233	- Head-on collisions
234	- Others (including collisions with parked vehicles)

Lithuania - Lituanie - Литва

1	All accidents - Total (11+12+13)	5 965	6 357	7 975	8 614	709	752	7 266	7 862
11	Accidents between vehicle and pedestrian	2 111	2 248	2 241	2 383	211	262	2 030	2 121
12	Single vehicle accidents	1 316	1 404	2 040	2 190	218	219	1 822	1 971
13	Accidents between vehicles	2 538	2 705	3 694	4 041	280	271	3 414	3 770
	of which:								
131	- Rear-end collisions	403	479	522	627	49	50	473	577
132	- Collisions due to crossing or turning	1 264	1 328	1 703	1 894	84	68	1 619	1 826
133	- Head-on collisions	531	556	1 055	1 100	115	116	940	984
134	- Others (including collisions with parked vehicles)	340	342	414	420	32	37	382	383
2	Accidents in built-up areas - Total (21+22+23)	3 499	3 791	4 253	4 644	180	199	4 073	4 445
21	Accidents between vehicle and pedestrian	1 690	1 807	1 795	1 909	86	103	1 709	1 806
22	Single vehicle accidents	331	388	510	583	37	44	473	539
23	Accidents between vehicles	1 478	1 596	1 948	2 152	57	52	1 891	2 100
	of which:								
231	- Rear-end collisions	205	279	261	354	5	10	256	344
232	- Collisions due to crossing or turning	829	884	1 067	1 165	27	12	1 040	1 153
233	- Head-on collisions	221	206	363	377	16	21	347	356
234	- Others (including collisions with parked vehicles)	223	227	257	256	9	9	248	247

Luxembourg - Luxembourg - Люксембург

1	All accidents - Total (11+12+13)	720	692	1 105	1 128	53	49	1 052	1 079
11	Accidents between vehicle and pedestrian	123	...	132	...	7	...	125	...
12	Single vehicle accidents	269	...	366	...	19	...	347	...
13	Accidents between vehicles	328	...	607	...	27	...	580	...
	of which:								
131	- Rear-end collisions
132	- Collisions due to crossing or turning
133	- Head-on collisions
134	- Others (including collisions with parked vehicles)
2	Accidents in built-up areas - Total (21+22+23)	370	...	513	...	16	...	497	...
21	Accidents between vehicle and pedestrian	118	...	127	...	6	...	121	...
22	Single vehicle accidents	83	...	105	...	3	...	102	...
23	Accidents between vehicles	169	...	281	...	7	...	274	...
	of which:								
231	- Rear-end collisions
232	- Collisions due to crossing or turning
233	- Head-on collisions
234	- Others (including collisions with parked vehicles)

For notes see end of table.

Voir notes à la fin du tableau.

См. примечания в конце таблицы.

2. Road traffic accidents involving personal injury by nature of accident

2. Accidents de la circulation routière ayant entraîné des lésions corporelles par type d'accident

2. Дорожно-транспортные происшествия по типу происшествия

Unit : number - Unité : nombre - Единица: Число

Description Description Описание	Accidents Accidents Происшествия		Persons killed or injured: total Personnes tuées ou blessées: total Погибшие или раненые: всего		Persons killed Personnes tuées Погибшие		Persons injured Personnes blessées Раненые	
	2003	2004	2003	2004	2003	2004	2003	2004

Netherlands - Pays-Bas - Нидерланды

1	All accidents - Total (11+12+13)	31 635	27 760	39 004	34 106	1 028	804	37 976	33 302
11	Accidents between vehicle and pedestrian	1 971	...	2 211	...	96	...	2 115	...
12	Single vehicle accidents	6 580	...	7 856	...	364	...	7 492	...
13	Accidents between vehicles	23 084	...	28 937	...	568	...	28 369	...
	of which:								
131	- Rear-end collisions	4 947	...	6 727	...	72	...	6 655	...
132	- Collisions due to crossing or turning	14 886	...	17 858	...	357	...	17 501	...
133	- Head-on collisions	2 401	...	3 380	...	122	...	3 258	...
134	- Others (including collisions with parked vehicles)	850	...	972	...	17	...	955	...
2	Accidents in built-up areas - Total (21+22+23)	20 416	17 683	23 861	19 961	346	242	23 515	19 719
21	Accidents between vehicle and pedestrian	1 762	...	1 951	...	64	...	1 887	...
22	Single vehicle accidents	2 787	...	3 222	...	90	...	3 132	...
23	Accidents between vehicles	15 876	...	18 688	...	192	...	18 496	...
	of which:								
231	- Rear-end collisions	2 379	...	3 005	...	16	...	2 989	...
232	- Collisions due to crossing or turning	11 235	...	12 929	...	153	...	12 776	...
233	- Head-on collisions	1 517	...	1 945	...	14	...	1 931	...
234	- Others (including collisions with parked vehicles)	736	...	809	...	9	...	800	...

Norway - Norvège - Норвегия

1	All accidents - Total (11+12+13)	8 266	8 425	12 131	12 378	280	257	11 851	12 121
11	Accidents between vehicle and pedestrian	855	894	936	982	33	23	903	959
12	Single vehicle accidents	2 624	2 444	3 510	3 327	97	85	3 413	3 242
13	Accidents between vehicles	4 787	5 087	7 685	8 069	150	149	7 535	7 920
	of which:								
131	- Rear-end collisions	1 375	1 503	2 325	2 561	5	4	2 320	2 557
132	- Collisions due to crossing or turning	1 554	1 674	2 118	2 306	24	22	2 094	2 284
133	- Head-on collisions	1 200	1 305	2 348	2 422	112	112	2 236	2 310
134	- Others (including collisions with parked vehicles)	640	585	868	751	6	10	862	741
2	Accidents in built-up areas - Total (21+22+23)	1 643	1 700	2 182	2 224	28	20	2 154	2 204
21	Accidents between vehicle and pedestrian	366	350	396	375	10	20	386	371
22	Single vehicle accidents	238	245	302	307	7	4	295	300
23	Accidents between vehicles	1 039	1 105	1 484	1 542	11	7	1 473	1 533
	of which:								
231	- Rear-end collisions	259	279	436	435	1	9	435	434
232	- Collisions due to crossing or turning	483	523	612	672	6	1	606	670
233	- Head-on collisions	159	173	263	283	3	5	260	278
234	- Others (including collisions with parked vehicles)	138	130	173	151	1	1	172	150

Poland - Pologne - Польша

1	All accidents - Total (11+12+13)	51 078	51 069	69 540	70 373	5 640	5 712	63 900	64 661
11	Accidents between vehicle and pedestrian	17 002	16 575	18 111	17 676	1 859	1 969	16 252	15 707
12	Single vehicle accidents	10 171	10 487	15 327	15 753	1 403	1 324	13 924	14 429
13	Accidents between vehicles	23 287	24 007	35 259	36 944	2 331	2 419	32 928	34 525
	of which:								
131	- Rear-end collisions	5 167	5 062	7 027	6 961	407	364	6 620	6 597
132	- Collisions due to crossing or turning	11 956	11 773	16 352	16 336	700	704	15 652	15 632
133	- Head-on collisions	5 907	6 220	10 786	11 584	1 058	1 087	9 728	10 497
134	- Others (including collisions with parked vehicles)	...	561	...	783	...	55	...	728
2	Accidents in built-up areas - Total (21+22+23)	36 912	36 694	46 801	47 127	2 654	2 755	44 147	44 372
21	Accidents between vehicle and pedestrian
22	Single vehicle accidents
23	Accidents between vehicles
	of which:								
231	- Rear-end collisions
232	- Collisions due to crossing or turning
233	- Head-on collisions
234	- Others (including collisions with parked vehicles)

For notes see end of table.

Voir notes à la fin du tableau.

См. примечания в конце таблицы.

2. Road traffic accidents involving personal injury by nature of accident

2. Accidents de la circulation routière ayant entraîné des lésions corporelles par type d'accident

2. Дорожно-транспортные происшествия по типу происшествия

Unit : number - Unité : nombre - Единица : Число

Description Description Описание	Accidents Accidents Происшествия		Persons killed or injured: total Personnes tuées ou blessées: total Погибшие или раненые: всего		Persons killed Personnes tuées Погибшие		Persons injured Personnes blessées Раненые	
	2003	2004	2003	2004	2003	2004	2003	2004

Portugal - Portugal - Португалия ¹⁾

1	All accidents - Total (11+12+13)	41 495	38 930	56 614	53 144	1 356	1 135	55 258	52 009
11	Accidents between vehicle and pedestrian	6 776	...	7 362	...	242	...	7 120	...
12	Single vehicle accidents	6 795	...	9 367	...	271	...	9 096	...
13	Accidents between vehicles	27 924	...	39 885	...	843	...	39 042	...
	of which:								
131	- Rear-end collisions	3 926	...	5 371	...	72	...	5 299	...
132	- Collisions due to crossing or turning	9 103	...	12 602	...	206	...	12 396	...
133	- Head-on collisions	7 198	...	11 600	...	337	...	11 263	...
134	- Others (including collisions with parked vehicles)	7 697	...	10 312	...	228	...	10 084	...
2	Accidents in built-up areas - Total (21+22+23)	27 983	27 073	36 076	35 070	578	788	35 498	34 582
21	Accidents between vehicle and pedestrian	6 259	...	6 775	...	162	...	6 613	...
22	Single vehicle accidents	2 607	...	3 375	...	63	...	3 312	...
23	Accidents between vehicles	19 117	...	25 926	...	353	...	25 573	...
	of which:								
231	- Rear-end collisions	2 273	...	2 894	...	24	...	2 870	...
232	- Collisions due to crossing or turning	6 833	...	9 074	...	107	...	8 967	...
233	- Head-on collisions	5 349	...	7 943	...	121	...	7 822	...
234	- Others (including collisions with parked vehicles)	4 662	...	6 015	...	101	...	5 914	...

Republic of Moldova - République de Moldova - Республика Молдова

1	All accidents - Total (11+12+13)	2 672	...	3 641	...	425	405	3 216	...
11	Accidents between vehicle and pedestrian	1 289	...	1 385	...	158	...	1 227	...
12	Single vehicle accidents	481	...	808	...	114	...	694	...
13	Accidents between vehicles	902	...	1 448	...	153	...	1 295	...
	of which:								
131	- Rear-end collisions
132	- Collisions due to crossing or turning
133	- Head-on collisions
134	- Others (including collisions with parked vehicles)
2	Accidents in built-up areas - Total (21+22+23)	2 335	...	3 063	...	290	...	2 773	...
21	Accidents between vehicle and pedestrian	1 197	...	1 286	...	124	...	1 162	...
22	Single vehicle accidents	367	...	599	...	85	...	514	...
23	Accidents between vehicles	771	...	1 178	...	81	...	1 097	...
	of which:								
231	- Rear-end collisions
232	- Collisions due to crossing or turning
233	- Head-on collisions
234	- Others (including collisions with parked vehicles)

Romania - Roumanie - Румыния

1	All accidents - Total (11+12+13)	6 654	6 860	7 773	8 012	2 235	2 418	5 538	5 594
11	Accidents between vehicle and pedestrian	3 498	...	3 572	...	968	...	2 604	...
12	Single vehicle accidents	1 165	...	1 585	...	480	...	1 105	...
13	Accidents between vehicles	1 991	...	2 616	...	787	...	1 829	...
	of which:								
131	- Rear-end collisions	103	...	129	...	48	...	81	...
132	- Collisions due to crossing or turning	987	...	1 161	...	318	...	843	...
133	- Head-on collisions	670	...	1 033	...	327	...	706	...
134	- Others (including collisions with parked vehicles)	231	...	293	...	94	...	199	...
2	Accidents in built-up areas - Total (21+22+23)	5 354	5 510	6 047	6 214	1 569	1 663	4 478	4 551
21	Accidents between vehicle and pedestrian	3 169	...	3 267	...	806	...	2 461	...
22	Single vehicle accidents	771	...	1 006	...	280	...	726	...
23	Accidents between vehicles	1 414	...	1 774	...	483	...	1 291	...
	of which:								
231	- Rear-end collisions	87	...	105	...	36	...	69	...
232	- Collisions due to crossing or turning	771	...	882	...	222	...	660	...
233	- Head-on collisions	399	...	588	...	161	...	427	...
234	- Others (including collisions with parked vehicles)	157	...	199	...	64	...	135	...

For notes see end of table.

Voir notes à la fin du tableau.

См. примечания в конце таблицы.

2. Road traffic accidents involving personal injury by nature of accident

2. Accidents de la circulation routière ayant entraîné des lésions corporelles par type d'accident

2. Дорожно-транспортные происшествия по типу происшествия

Unit : number - Unité : nombre - Единица: Число

Description Description Описание	Accidents Accidents Происшествия		Persons killed or injured: total Personnes tuées ou blessées: total Погибшие или раненые: всего		Persons killed Personnes tuées Погибшие		Persons injured Personnes blessées Раненые	
	2003	2004	2003	2004	2003	2004	2003	2004

Russian Federation - Fédération de Russie - Российская Федерация

1	All accidents - Total (11+12+13)	204 267	208 558	279 521	285 892	35 602	34 506	243 919	251 386
11	Accidents between vehicle and pedestrian	90 573	90 785	96 915	97 161	14 863	14 515	82 052	82 646
12	Single vehicle accidents	43 356	45 131	64 049	66 684	7 896	7 668	56 153	59 016
13	Accidents between vehicles	70 338	72 642	118 557	122 047	12 843	12 323	105 714	109 724
	of which:								
131	- Rear-end collisions	9 801	10 875	14 557	16 130	1 017	1 031	13 540	15 099
132	- Collisions due to crossing or turning	16 928	17 695	25 967	27 406	1 126	1 106	24 841	26 300
133	- Head-on collisions	20 509	20 512	42 217	42 016	6 317	6 041	35 900	35 975
134	- Others (including collisions with parked vehicles)	23 100	23 560	35 816	36 495	4 383	4 145	31 433	32 350
2	Accidents in built-up areas - Total (21+22+23)	145 640	148 737	182 965	187 340	17 429	16 837	165 536	170 503
21	Accidents between vehicle and pedestrian	79 217	79 547	84 568	84 926	10 120	9 906	74 448	75 020
22	Single vehicle accidents	21 234	22 248	29 804	31 348	3 147	3 074	26 657	28 274
23	Accidents between vehicles	45 189	46 942	68 593	71 066	4 162	3 857	64 431	67 209
	of which:								
231	- Rear-end collisions	6 133	6 691	8 392	9 134	331	310	8 061	8 824
232	- Collisions due to crossing or turning	13 621	14 252	19 967	21 027	573	516	19 394	20 511
233	- Head-on collisions	10 271	10 245	18 753	18 559	1 634	1 476	17 119	17 083
234	- Others (including collisions with parked vehicles)	15 164	15 754	21 481	22 346	1 624	1 555	19 857	20 791

Serbia and Montenegro - Serbie-et-Monténégro - Сербия и Черногория

1	All accidents - Total (11+12+13)	55 660	62 344	16 821	18 510	868	953	15 953	17 557
11	Accidents between vehicle and pedestrian	3 581	3 799	3 706	3 927	266	286	3 440	3 641
12	Single vehicle accidents	8 023	8 890	4 807	5 199	231	262	4 576	4 937
13	Accidents between vehicles	44 056	49 655	8 308	9 384	371	405	7 937	8 979
	of which:								
131	- Rear-end collisions	13 736	16 093	1 954	2 000	104	99	1 850	1 901
132	- Collisions due to crossing or turning	13 222	14 786	2 478	2 953	55	79	2 423	2 874
133	- Head-on collisions	8 070	8 782	3 248	3 693	181	200	3 067	3 493
134	- Others (including collisions with parked vehicles)	9 028	9 994	628	738	31	27	597	711
2	Accidents in built-up areas - Total (21+22+23)	49 522	54 580	14 096	15 054	608	650	13 488	14 404
21	Accidents between vehicle and pedestrian	3 426	3 632	3 544	3 757	215	246	3 329	3 511
22	Single vehicle accidents	6 480	6 858	3 793	3 860	176	168	3 617	3 692
23	Accidents between vehicles	40 637	45 351	7 079	7 733	259	257	6 820	7 476
	of which:								
231	- Rear-end collisions	12 456	14 344	1 593	1 587	68	65	1 525	1 522
232	- Collisions due to crossing or turning	12 557	14 078	2 293	2 735	52	65	2 241	2 670
233	- Head-on collisions	6 966	7 398	2 649	2 798	119	114	2 530	2 684
234	- Others (including collisions with parked vehicles)	8 658	9 531	544	613	20	13	524	600

Slovakia - Slovaquie - Словакия

1	All accidents - Total (11+12+13)	8 551	8 443	11 966	11 793	645	603	11 321	11 190
11	Accidents between vehicle and pedestrian	1 124	948	1 054	1 016	56	46	998	970
12	Single vehicle accidents
13	Accidents between vehicles	3 878	3 683	5 923	5 732	278	269	5 645	5 463
	of which:								
131	- Rear-end collisions	661	593	922	834	31	34	891	800
132	- Collisions due to crossing or turning	2 221	2 096	3 071	2 964	83	98	2 983	2 866
133	- Head-on collisions	996	994	1 935	1 934	164	137	1 771	1 797
134	- Others (including collisions with parked vehicles)
2	Accidents in built-up areas - Total (21+22+23)	5 775	5 680	7 450	7 250	305	269	7 145	6 981
21	Accidents between vehicle and pedestrian	2 060	2 056	140	132	1 920	1 924
22	Single vehicle accidents
23	Accidents between vehicles
	of which:								
231	- Rear-end collisions
232	- Collisions due to crossing or turning
233	- Head-on collisions
234	- Others (including collisions with parked vehicles)

For notes see end of table.

Voir notes à la fin du tableau.

См. примечания в конце таблицы.

2. Road traffic accidents involving personal injury by nature of accident

2. Accidents de la circulation routière ayant entraîné des lésions corporelles par type d'accident

2. Дорожно-транспортные происшествия по типу происшествия

Unit : number - Unité : nombre - Единица: Число

Description Description Описание	Accidents Accidents Происшествия		Persons killed or injured: total Personnes tuées ou blessées: total Погибшие или раненые: всего		Persons killed Personnes tuées Погибшие		Persons injured Personnes blessées Раненые	
	2003	2004	2003	2004	2003	2004	2003	2004

Slovenia - Slovénie - Словения

1	All accidents - Total (11+12+13)	11 676	12 721	16 945	18 997	242	274	16 703	18 723
11	Accidents between vehicle and pedestrian	636	661	699	710	32	34	667	676
12	Single vehicle accidents	1 009	1 163	1 312	1 563	39	42	1 273	1 521
13	Accidents between vehicles	10 031	10 897	14 934	16 724	171	198	14 763	16 526
	of which:								
131	- Rear-end collisions	2 266	2 458	3 666	4 046	11	15	3 655	4 031
132	- Collisions due to crossing or turning
133	- Head-on collisions	2 062	2 331	4 141	4 110	78	84	3 363	4 026
134	- Others (including collisions with parked vehicles)	5 703	6 108	7 127	8 568	82	99	7 745	8 469
2	Accidents in built-up areas - Total (21+22+23)	6 618	7 343	9 261	10 428	72	83	9 189	10 345
21	Accidents between vehicle and pedestrian	529	570	577	611	16	23	561	588
22	Single vehicle accidents	466	526	572	705	16	15	556	690
23	Accidents between vehicles	5 623	6 247	8 112	9 112	40	45	8 072	9 067
	of which:								
231	- Rear-end collisions	1 243	1 304	1 950	2 114	1	16	1 949	2 098
232	- Collisions due to crossing or turning	2 098	1 922	2 927	2 747	15	9	2 912	2 738
233	- Head-on collisions	1 158	1 424	1 817	2 256	13	2	1 804	2 254
234	- Others (including collisions with parked vehicles)	1 124	1 597	1 418	1 995	11	18	1 407	1 977

Spain - Espagne - Испания

1	All accidents - Total (11+12+13)	99 987	94 009	156 034	143 124	5 399	4 741	150 635	138 383
11	Accidents between vehicle and pedestrian	11 335	...	13 253	...	767	...	12 486	...
12	Single vehicle accidents	26 970	...	40 770	...	2 024	...	38 746	...
13	Accidents between vehicles	61 682	...	102 011	...	2 608	...	99 403	...
	of which:								
131	- Rear-end collisions	17 953	...	31 276	...	404	...	30 872	...
132	- Collisions due to crossing or turning	32 977	...	51 910	...	1 132	...	50 778	...
133	- Head-on collisions	5 541	...	11 836	...	895	...	10 941	...
134	- Others (including collisions with parked vehicles)	5 211	...	6 989	...	177	...	6 812	...
2	Accidents in built-up areas - Total (21+22+23)	52 420	50 222	72 082	68 193	919	900	71 163	67 293
21	Accidents between vehicle and pedestrian	9 772	...	11 362	...	360	...	11 002	...
22	Single vehicle accidents	5 181	...	6 867	...	188	...	6 679	...
23	Accidents between vehicles	37 467	...	53 853	...	371	...	53 482	...
	of which:								
231	- Rear-end collisions	9 553	...	14 612	...	40	...	14 572	...
232	- Collisions due to crossing or turning	22 172	...	31 481	...	225	...	31 256	...
233	- Head-on collisions	1 860	...	2 955	...	52	...	2 903	...
234	- Others (including collisions with parked vehicles)	3 882	...	4 805	...	54	...	4 751	...

Sweden - Suède - Швеция

1	All accidents - Total (11+12+13)	18 365	18 029	27 632	27 062	529	480	27 103	26 582
11	Accidents between vehicle and pedestrian	1 544	1 571	1 841	1 858	58	65	1 783	1 793
12	Single vehicle accidents	5 531	5 631	7 485	7 638	186	174	7 299	7 464
13	Accidents between vehicles	11 290	10 827	18 306	17 566	285	241	18 021	17 325
	of which:								
131	- Rear-end collisions	2 636	3 029	4 522	5 252	23	15	4 499	5 237
132	- Collisions due to crossing or turning	5 105	4 009	8 217	6 334	105	60	8 112	6 274
133	- Head-on collisions	765	1 151	1 499	1 968	114	94	1 385	1 874
134	- Others (including collisions with parked vehicles)	2 784	2 638	4 068	4 012	43	72	4 025	3 940
2	Accidents in built-up areas - Total (21+22+23)	9 971	9 760	14 244	13 452	130	119	13 665	13 333
21	Accidents between vehicle and pedestrian	1 180	1 214	1 391	1 404	36	35	1 355	1 369
22	Single vehicle accidents	1 786	1 714	2 301	2 211	47	39	2 254	2 172
23	Accidents between vehicles	7 005	6 539	10 552	9 837	51	45	10 501	9 792
	of which:								
231	- Rear-end collisions	1 645	1 662	2 685	2 748	5	1	2 680	2 747
232	- Collisions due to crossing or turning	3 578	2 989	5 313	4 427	25	17	5 288	4 410
233	- Head-on collisions	239	606	395	867	7	11	388	856
234	- Others (including collisions with parked vehicles)	1 543	1 282	2 159	1 795	14	16	2 145	1 779

For notes see end of table.

Voir notes à la fin du tableau.

См. примечания в конце таблицы.

2. Road traffic accidents involving personal injury by nature of accident

2. Accidents de la circulation routière ayant entraîné des lésions corporelles par type d'accident

2. Дорожно-транспортные происшествия по типу происшествия

Unit : number - Unité : nombre - Единица: Число

Description Description Описание	Accidents Accidents Происшествия		Persons killed or injured: total Personnes tuées ou blessées: total Погибшие или раненые: всего		Persons killed Personnes tuées Погибшие		Persons injured Personnes blessées Раненые	
	2003	2004	2003	2004	2003	2004	2003	2004

Switzerland - Suisse - Швейцария

1	All accidents - Total (11+12+13)	23 840	22 891	30 644	29 256	546	510	30 098	28 746
11	Accidents between vehicle and pedestrian	2 304	2 332	2 580	2 564	86	89	2 494	2 475
12	Single vehicle accidents	2 053	1 864	2 353	2 069	38	25	2 315	2 044
13	Accidents between vehicles	19 483	18 695	25 711	24 623	422	396	25 289	24 227
	of which:								
131	- Rear-end collisions	5 033	4 796	7 060	6 773	20	17	7 040	6 756
132	- Collisions due to crossing or turning	4 599	4 283	5 612	5 246	51	50	5 561	5 196
133	- Head-on collisions	3 253	3 117	4 541	4 254	96	98	4 445	4 156
134	- Others (including collisions with parked vehicles)	6 598	6 499	8 498	8 350	255	231	8 243	8 119
2	Accidents in built-up areas - Total (21+22+23)	15 157	14 558	18 287	17 435	171	191	18 116	17 244
21	Accidents between vehicle and pedestrian	2 153	2 191	2 387	2 390	66	72	2 321	2 318
22	Single vehicle accidents	1 092	982	1 163	1 050	11	8	1 152	1 042
23	Accidents between vehicles	11 912	11 385	14 737	13 995	94	111	14 643	13 884
	of which:								
231	- Rear-end collisions	3 288	3 107	4 368	4 141	3	3	4 365	4 138
232	- Collisions due to crossing or turning	3 704	3 468	4 383	4 102	23	27	4 360	4 075
233	- Head-on collisions	2 018	1 999	2 521	2 453	11	15	2 510	2 438
234	- Others (including collisions with parked vehicles)	2 902	2 811	3 465	3 299	57	66	3 408	3 233

The FYR of Macedonia ²⁾

1	All accidents - Total (11+12+13)	1 935	1 988	2 868	3 082	118	155	2 750	2 927
11	Accidents between vehicle and pedestrian	599	544	685	617	39	39	646	578
12	Single vehicle accidents	504	531	797	863	43	45	754	818
13	Accidents between vehicles	832	913	1 386	1 602	36	71	1 350	1 531
	of which:								
131	- Rear-end collisions	209	260	300	404	10	12	290	392
132	- Collisions due to crossing or turning	193	186	296	309	-	9	296	300
133	- Head-on collisions	423	458	782	873	26	50	756	823
134	- Others (including collisions with parked vehicles)	7	9	8	16	-	-	8	16
2	Accidents in built-up areas - Total (21+22+23)	1 198	1 228	1 594	1 642	38	53	1 556	1 589
21	Accidents between vehicle and pedestrian	512	466	577	526	19	25	558	501
22	Single vehicle accidents	165	203	238	287	6	8	232	279
23	Accidents between vehicles	521	559	779	829	13	20	766	809
	of which:								
231	- Rear-end collisions	122	148	158	210	3	5	155	205
232	- Collisions due to crossing or turning	154	151	228	224	-	4	228	220
233	- Head-on collisions	239	254	386	388	10	11	376	377
234	- Others (including collisions with parked vehicles)	6	6	7	7	-	-	7	7

Turkey - Turquie - Турция

1	All accidents - Total (11+12+13)	67 031	3 946	4 427	118 214	...
11	Accidents between vehicle and pedestrian	15 324	...	17 724	...	723	...	17 001	...
12	Single vehicle accidents	22 207	...	46 775	...	1 561	...	45 214	...
13	Accidents between vehicles	29 500	...	57 661	...	1 662	...	55 999	...
	of which:								
131	- Rear-end collisions	5 737	...	10 894	...	281	...	10 613	...
132	- Collisions due to crossing or turning	16 045	...	29 158	...	479	...	28 679	...
133	- Head-on collisions	6 058	...	14 763	...	818	...	13 945	...
134	- Others (including collisions with parked vehicles)	1 660	...	2 846	...	84	...	2 762	...
2	Accidents in built-up areas - Total (21+22+23)	45 179	...	70 529	...	1 370	...	69 159	...
21	Accidents between vehicle and pedestrian	13 592	...	15 410	...	457	...	14 953	...
22	Single vehicle accidents	9 173	...	16 476	...	392	...	16 084	...
23	Accidents between vehicles	22 414	...	38 643	...	521	...	38 122	...
	of which:								
231	- Rear-end collisions	3 484	...	5 909	...	58	...	5 851	...
232	- Collisions due to crossing or turning	13 232	...	22 301	...	243	...	22 058	...
233	- Head-on collisions	3 765	...	7 378	...	147	...	7 231	...
234	- Others (including collisions with parked vehicles)	1 933	...	3 055	...	73	...	2 982	...

For notes see end of table.

Voir notes à la fin du tableau.

См. примечания в конце таблицы.

2. Road traffic accidents involving personal injury by nature of accident

2. Accidents de la circulation routière ayant entraîné des lésions corporelles par type d'accident

2. Дорожно-транспортные происшествия по типу происшествия

Unit : number - Unité : nombre - Единица: Число

Description Description Описание	Accidents Accidents Происшествия		Persons killed or injured: total Personnes tuées ou blessées: total Погибшие или раненые: всего		Persons killed Personnes tuées Погибшие		Persons injured Personnes blessées Раненые	
	2003	2004	2003	2004	2003	2004	2003	2004

Turkmenistan - Turkménistan - Туркменистан

1	All accidents - Total (11+12+13)	1 496	...	2 281	...	533	...	1 748	...
11	Accidents between vehicle and pedestrian	643	...	811	...	169	...	642	...
12	Single vehicle accidents	255	...	506	...	124	...	382	...
13	Accidents between vehicles	598	...	964	...	240	...	724	...
	of which:								
131	- Rear-end collisions	82	...	136	...	40	...	96	...
132	- Collisions due to crossing or turning	244	...	360	...	67	...	293	...
133	- Head-on collisions	216	...	363	...	99	...	264	...
134	- Others (including collisions with parked vehicles)	56	...	105	...	34	...	71	...
2	Accidents in built-up areas - Total (21+22+23)	952	...	1 393	...	305	...	1 088	...
21	Accidents between vehicle and pedestrian	526	...	612	...	104	...	508	...
22	Single vehicle accidents	128	...	219	...	47	...	172	...
23	Accidents between vehicles	298	...	562	...	154	...	408	...
	of which:								
231	- Rear-end collisions	25	...	58	...	17	...	36	...
232	- Collisions due to crossing or turning	175	...	177	...	33	...	194	...
233	- Head-on collisions	64	...	239	...	97	...	142	...
234	- Others (including collisions with parked vehicles)	34	...	43	...	7	...	36	...

Ukraine - Ukraine - Украина

1	All accidents - Total (11+12+13)	42 409	45 592	54 607	60 602	7 149	6 966	47 458	53 636
11	Accidents between vehicle and pedestrian	18 981	19 765	20 276	21 322	3 266	3 108	17 010	18 214
12	Single vehicle accidents	8 051	8 400	11 684	12 375	1 521	1 466	10 163	10 909
13	Accidents between vehicles	15 377	17 427	22 647	26 905	2 362	2 392	20 285	24 513
	of which:								
131	- Rear-end collisions
132	- Collisions due to crossing or turning
133	- Head-on collisions
134	- Others (including collisions with parked vehicles)	1 003	1 036	1 497	1 533	138	145	1 359	1 388
2	Accidents in built-up areas - Total (21+22+23)	31 546	32 226	38 262	40 186	3 914	3 586	34 348	36 600
21	Accidents between vehicle and pedestrian	16 192	16 231	17 245	17 462	2 193	1 918	15 052	15 544
22	Single vehicle accidents	4 921	4 588	6 745	6 397	757	698	5 988	5 699
23	Accidents between vehicles	10 433	11 407	14 272	16 327	964	970	13 308	15 357
	of which:								
231	- Rear-end collisions
232	- Collisions due to crossing or turning
233	- Head-on collisions
234	- Others (including collisions with parked vehicles)	703	655	991	922	48	58	943	864

United Kingdom - Royaume-Uni - Соединенное Королевство ³⁾

1	All accidents - Total (11+12+13)	214 030	207 410	287 099	277 619	3 508	3 221	287 099	277 619
11	Accidents between vehicle and pedestrian	35 140	...	38 126	...	790	...	37 336	...
12	Single vehicle accidents	32 135	...	41 794	...	847	...	40 947	...
13	Accidents between vehicles	146 755	...	210 687	...	1 871	...	208 816	...
	of which:								
131	- Rear-end collisions
132	- Collisions due to crossing or turning
133	- Head-on collisions
134	- Others (including collisions with parked vehicles)
2	Accidents in built-up areas - Total (21+22+23)	154 995	148 377	198 121	189 017	1 378	1 301	198 121	189 017
21	Accidents between vehicle and pedestrian
22	Single vehicle accidents
23	Accidents between vehicles
	of which:								
231	- Rear-end collisions
232	- Collisions due to crossing or turning
233	- Head-on collisions
234	- Others (including collisions with parked vehicles)

For notes see end of table.

Voir notes à la fin du tableau.

См. примечания в конце таблицы.

2. Road traffic accidents involving personal injury by nature of accident

2. Accidents de la circulation routière ayant entraîné des lésions corporelles par type d'accident

2. Дорожно-транспортные происшествия по типу происшествия

Unit : number - Unité : nombre - Единица: Число

Description Description Описание	Accidents Accidents Происшествия		Persons killed or injured: total Personnes tuées ou blessées: total Погибшие или раненые: всего		Persons killed Personnes tuées Погибшие		Persons injured Personnes blessées Раненые	
	2003	2004	2003	2004	2003	2004	2003	2004

United States - Etats-Unis - Соединенные Штаты

1	All accidents - Total (11+12+13)	1 963 389	1 899 870	2 931 884	2 830 636	42 884	42 836	2 889 000	2 788 000
11	Accidents between vehicle and pedestrian
12	Single vehicle accidents	590 589	581 530	727 358	715 552	23 298	23 312	704 060	692 240
13	Accidents between vehicles	1 372 800	1 318 520	2 204 127	2 115 462	19 586	19 324	2 184 541	2 096 138
	of which:								
131	- Rear-end collisions	571 468	557 472	875 905	855 309	2 149	2 358	873 486	852 951
132	- Collisions due to crossing or turning
133	- Head-on collisions	75 371	65 692	142 136	125 881	5 125	5 226	137 011	120 655
134	- Others (including collisions with parked vehicles)	725 961	695 356	1 186 086	1 134 272	12 042	11 740	1 174 044	1 122 532
2	Accidents in built-up areas - Total (21+22+23)
21	Accidents between vehicle and pedestrian
22	Single vehicle accidents
23	Accidents between vehicles
	of which:								
231	- Rear-end collisions
232	- Collisions due to crossing or turning
233	- Head-on collisions
234	- Others (including collisions with parked vehicles)

NOTES TO TABLE 2 - NOTES DU TABLEAU 2 - ПРИМЕЧАНИЯ К ТАБЛИЦЕ 2

General notes - Notes générales - Общие примечания

(a) Data for item 132 are included under items 131, 133 and 134.

(b) Data for item 232 are included under items 231, 233 and 234.

(a) Les données de la rubrique 132 sont comprises sous les rubriques 131, 133 et 134.

(b) Les données de la rubrique 232 sont comprises sous les rubriques 231, 233 et 234.

(a) Данные статьи 132 включены в данные статей 131, 133 и 134.

(b) Данные статьи 232 включены в данные статей 231, 233 и 234.

Country notes - Notes relatives aux pays - Примечания к данным, представляемым странами

1) Data refer to continent only.

2) The former Yugoslav Republic of Macedonia.

3) Data refer to Great Britain.

1) Les données se réfèrent au continent.

2) L'ex-République yougoslave de Macédoine.

3) Les données se réfèrent à la Grande Bretagne.

1) Данные относятся только к континенту.

2) Бывшая Югославская Республика Македония.

3) Данные относятся к Великобритании.

3. Persons killed or injured in road traffic accidents by category of user and age group

3. Personnes tuées ou blessées dans les accidents de la circulation routière selon la catégorie d'utilisateur de la route et le groupe d'âge

3. Число погибших или раненых в дорожно-транспортных происшествиях по категориям пользователей дорог и группам возраста

Unit : number - Unité : nombre - Единица: число

Description		Описание	
0	Total (1+2+3+4+5+6+7+8)	0	Всего (1+2+3+4+5+6+7+8)
01	- dont: 0 à 9 ans	01	- в том числе: От 6 до 9 лет
02	10 à 14 ans	02	От 10 до 14 лет
03	15 à 17 ans	03	От 15 до 17 лет
04	18 à 20 ans	04	От 18 до 20 лет
05	21 à 24 ans	05	От 21 до 24 лет
06	25 à 64 ans	06	От 25 до 64 лет
07	65 ans et au-dessus	07	65 лет и старше
08	Inconnu	08	Возраст неизвестен
1	Piétons	1	Пешеходы
11	- dont: 0 à 9 ans	11	- в том числе: От 6 до 9 лет
12	10 à 14 ans	12	От 10 до 14 лет
13	15 à 17 ans	13	От 15 до 17 лет
14	18 à 20 ans	14	От 18 до 20 лет
15	21 à 24 ans	15	От 21 до 24 лет
16	25 à 64 ans	16	От 25 до 64 лет
17	65 ans et au-dessus	17	65 лет и старше
18	Inconnu	18	Возраст неизвестен
2	Conducteurs et passagers de cycles	2	Водители и пассажиры велосипедов
21	- dont: 0 à 9 ans	21	- в том числе: От 6 до 9 лет
22	10 à 14 ans	22	От 10 до 14 лет
23	15 à 17 ans	23	От 15 до 17 лет
24	18 à 20 ans	24	От 18 до 20 лет
25	21 à 24 ans	25	От 21 до 24 лет
26	25 à 64 ans	26	От 25 до 64 лет
27	65 ans et au-dessus	27	65 лет и старше
28	Inconnu	28	Возраст неизвестен
3	Conducteurs et passagers de cyclomoteurs	3	Водители и пассажиры мопедов
31	- dont: 0 à 9 ans	31	- в том числе: От 6 до 9 лет
32	10 à 14 ans	32	От 10 до 14 лет
33	15 à 17 ans	33	От 15 до 17 лет
34	18 à 20 ans	34	От 18 до 20 лет
35	21 à 24 ans	35	От 21 до 24 лет
36	25 à 64 ans	36	От 25 до 64 лет
37	65 ans et au-dessus	37	65 лет и старше
38	Inconnu	38	Возраст неизвестен
4	Conducteurs et passagers de motocycles	4	Водители и пассажиры мотоциклов
41	- dont: 0 à 9 ans	41	- в том числе: От 6 до 9 лет
42	10 à 14 ans	42	От 10 до 14 лет
43	15 à 17 ans	43	От 15 до 17 лет
44	18 à 20 ans	44	От 18 до 20 лет
45	21 à 24 ans	45	От 21 до 24 лет
46	25 à 64 ans	46	От 25 до 64 лет
47	65 ans et au-dessus	47	65 лет и старше
48	Inconnu	48	Возраст неизвестен
5	Conducteurs et passagers de voitures particulières	5	Водители и пассажиры легковых автомобилей
51	- dont: 0 à 9 ans	51	- в том числе: От 6 до 9 лет
52	10 à 14 ans	52	От 10 до 14 лет
53	15 à 17 ans	53	От 15 до 17 лет
54	18 à 20 ans	54	От 18 до 20 лет
55	21 à 24 ans	55	От 21 до 24 лет
56	25 à 64 ans	56	От 25 до 64 лет
57	65 ans et au-dessus	57	65 лет и старше
58	Inconnu	58	Возраст неизвестен
6	Conducteurs et passagers d'autocars, d'autobus, de trolleybus et de tramways	6	Водители и пассажиры междугородных и городских автобусов, троллейбусов и трамваев
7	Conducteurs et passagers de véhicules routiers pour le transport de marchandise	7	Водители и пассажиры дорожных транспортных средств для грузовых перевозок
8	Autres conducteurs et passagers	8	Прочие лица водители и пассажиры

3. Persons killed or injured in road traffic accidents by category of user and age group

3. Personnes tuées ou blessées dans les accidents de la circulation routière selon la catégorie d'usager de la route et le groupe d'âge

3. Число погибших или раненых в дорожно-транспортных происшествиях по категориям пользователей дорог и группам возраста

Unit : number - Unité : nombre - Единица: число

Description Description Описание	Killed - tuées - погибших				Injured - blessées - раненых			
	Total		Of which: drivers		Total		Of which: drivers	
	Total		Dont: conducteurs		Total		Dont: conducteurs	
	2003	2004	2003	2004	2003	2004	2003	2004
0 Total (1+2+3+4+5+6+7+8)	931	878	624	606	56 881	55 857	39 521	38 540
01 - of which: 0 to 9 years	17	15	3	-	2 019	1 851	220	217
02 10 to 14 years	20	7	5	2	2 055	1 999	720	688
03 15 to 17 years	41	37	17	21	5 193	4 999	3 342	3 194
04 18 to 20 years	72	80	55	59	6 351	6 115	4 513	4 306
05 21 to 24 years	102	89	85	69	6 101	6 320	4 607	4 726
06 25 to 64 years	481	471	359	359	30 557	30 052	23 516	22 961
07 65 years and over	198	179	100	96	4 545	4 441	2 561	2 413
08 Unknown	-	-	-	-	60	80	42	35
1 Pedestrians	132	132			4 253	4 270		
11 - of which: 0 to 9 years	4	7			635	547		
12 10 to 14 years	3	4			415	403		
13 15 to 17 years	3	4			221	212		
14 18 to 20 years	2	3			212	212		
15 21 to 24 years	3	5			181	225		
16 25 to 64 years	45	49			1 654	1 743		
17 65 years and over	72	60			928	908		
18 Unknown	-	-			7	20		
2 Drivers and passengers of cycles	56	58	56	58	5 804	5 422	5 768	5 391
21 - of which: 0 to 9 years	1	-	1	-	185	189	164	169
22 10 to 14 years	4	2	4	2	677	642	669	635
23 15 to 17 years	1	-	1	-	299	277	296	274
24 18 to 20 years	1	1	1	1	181	168	181	168
25 21 to 24 years	-	2	-	2	294	271	294	271
26 25 to 64 years	29	24	29	24	3 288	3 054	3 284	3 053
27 65 years and over	20	29	20	29	858	803	858	803
28 Unknown	-	-	-	-	22	18	22	18
3 Drivers and passengers of mopeds	47	44	43	42	4 773	4 604	4 222	4 037
31 - of which: 0 to 9 years	-	-	-	-	8	5	-	-
32 10 to 14 years	1	-	1	-	116	132	13	23
33 15 to 17 years	13	18	10	16	3 052	2 946	2 714	2 585
34 18 to 20 years	2	1	2	1	356	346	302	305
35 21 to 24 years	-	-	-	-	147	146	137	134
36 25 to 64 years	21	14	20	14	891	842	860	808
37 65 years and over	10	11	10	11	197	182	191	179
38 Unknown	-	-	-	-	6	5	5	3
4 Drivers and passengers of motorcycles	109	98	103	93	3 744	3 442	3 385	3 098
41 - of which: 0 to 9 years	-	-	-	-	4	2	-	-
42 10 to 14 years	-	-	-	-	33	18	2	1
43 15 to 17 years	-	-	-	-	47	33	25	10
44 18 to 20 years	5	1	5	1	193	177	166	144
45 21 to 24 years	18	16	18	15	433	460	394	419
46 25 to 64 years	81	78	75	74	2 925	2 661	2 691	2 439
47 65 years and over	5	3	5	3	105	89	103	84
48 Unknown	-	-	-	-	4	2	4	1
5 Drivers and passengers of passenger cars	524	480	371	368	35 720	35 448	24 668	24 505
51 - of which: 0 to 9 years	9	7	-	-	1 072	1 006	1	-
52 10 to 14 years	11	1	-	-	720	716	6	4
53 15 to 17 years	23	13	5	4	1 504	1 451	291	306
54 18 to 20 years	61	73	46	55	5 261	5 062	3 792	3 616
55 21 to 24 years	77	62	64	51	4 821	4 983	3 619	3 746
56 25 to 64 years	263	256	201	210	20 173	20 090	15 594	15 557
57 65 years and over	80	68	55	48	2 149	2 112	1 354	1 265
58 Unknown	-	-	-	-	20	28	11	11
6 Drivers and passengers of motor coaches, buses, trolleybuses and tramcars	1	9	1	-	720	747	51	41
7 Drivers and passengers of goods road vehicles	42	43	33	34	1 382	1 440	1 072	1 098
8 Other drivers and passengers	20	14	17	11	485	484	355	370

3. Persons killed or injured in road traffic accidents by category of user and age group

3. Personnes tuées ou blessées dans les accidents de la circulation routière selon la catégorie d'usager de la route et le groupe d'âge

3. Число погибших или раненых в дорожно-транспортных происшествиях по категориям пользователей дорог и группам возраста

Unit : number - Unité : nombre - Единица: число

Description Description Описание	Killed - tuées - погибших				Injured - blessées - раненых			
	Total Total Всего		Of which: drivers Dont: conducteurs Погибшие: водители		Total Total Всего		Of which: drivers Dont: conducteurs Погибшие: водители	
	2003	2004	2003	2004	2003	2004	2003	2004
0 Total (1+2+3+4+5+6+7+8)	724	811	170	...	2 691	2 766	755	...
01 - of which: 0 to 9 years	58	...	-	...	125	...	-	...
02 10 to 14 years	31	...	-	...	127	...	-	...
03 15 to 17 years	22	...	1	...	110	...	7	...
04 18 to 20 years	18	...	-	...	138	...	19	...
05 21 to 24 years	64	...	18	...	249	...	67	...
06 25 to 64 years	451	...	146	...	1 826	...	645	...
07 65 years and over	80	...	5	...	116	...	17	...
08 Unknown	-	...	-	...	-	...	-	...
1 Pedestrians	336	...			915	...		
11 - of which: 0 to 9 years	43	...			88	...		
12 10 to 14 years	24	...			83	...		
13 15 to 17 years	9	...			62	...		
14 18 to 20 years	8	...			55	...		
15 21 to 24 years	21	...			63	...		
16 25 to 64 years	169	...			492	...		
17 65 years and over	62	...			72	...		
18 Unknown	-	...			-	...		
2 Drivers and passengers of cycles	(a)	...	(a)	...	(a)	...	(a)	...
21 - of which: 0 to 9 years	(a)	...	(a)	...	(a)	...	(a)	...
22 10 to 14 years	(a)	...	(a)	...	(a)	...	(a)	...
23 15 to 17 years	(a)	...	(a)	...	(a)	...	(a)	...
24 18 to 20 years	(a)	...	(a)	...	(a)	...	(a)	...
25 21 to 24 years	(a)	...	(a)	...	(a)	...	(a)	...
26 25 to 64 years	(a)	...	(a)	...	(a)	...	(a)	...
27 65 years and over	(a)	...	(a)	...	(a)	...	(a)	...
28 Unknown	(a)	...	(a)	...	(a)	...	(a)	...
3 Drivers and passengers of mopeds	(a)	...	(a)	...	(a)	...	(a)	...
31 - of which: 0 to 9 years	(a)	...	(a)	...	(a)	...	(a)	...
32 10 to 14 years	(a)	...	(a)	...	(a)	...	(a)	...
33 15 to 17 years	(a)	...	(a)	...	(a)	...	(a)	...
34 18 to 20 years	(a)	...	(a)	...	(a)	...	(a)	...
35 21 to 24 years	(a)	...	(a)	...	(a)	...	(a)	...
36 25 to 64 years	(a)	...	(a)	...	(a)	...	(a)	...
37 65 years and over	(a)	...	(a)	...	(a)	...	(a)	...
38 Unknown	(a)	...	(a)	...	(a)	...	(a)	...
4 Drivers and passengers of motorcycles	9	...	6	...	70	...	50	...
41 - of which: 0 to 9 years	-	...	-	...	-	...	-	...
42 10 to 14 years	-	...	-	...	3	...	-	...
43 15 to 17 years	-	...	-	...	1	...	1	...
44 18 to 20 years	-	...	-	...	6	...	4	...
45 21 to 24 years	3	...	1	...	10	...	7	...
46 25 to 64 years	6	...	5	...	46	...	35	...
47 65 years and over	-	...	-	...	4	...	3	...
48 Unknown	-	...	-	...	-	...	-	...
5 Drivers and passengers of passenger cars	301	...	139	...	1 393	...	659	...
51 - of which: 0 to 9 years	13	...	-	...	34	...	-	...
52 10 to 14 years	7	...	-	...	35	...	-	...
53 15 to 17 years	8	...	1	...	31	...	6	...
54 18 to 20 years	7	...	-	...	58	...	15	...
55 21 to 24 years	31	...	12	...	144	...	55	...
56 25 to 64 years	220	...	121	...	1 060	...	569	...
57 65 years and over	15	...	5	...	31	...	14	...
58 Unknown	-	...	-	...	-	...	-	...
6 Drivers and passengers of motor coaches, buses, trolleybuses and tramcars	49	...	9	...	249	...	21	...
7 Drivers and passengers of goods road vehicles
8 Other drivers and passengers	29	...	16	...	64	...	25	...

(a) Included with motor cycles.

(a) Compris sous motocycles.

(a) Включены в мотоциклов.

3. Persons killed or injured in road traffic accidents by category of user and age group

3. Personnes tuées ou blessées dans les accidents de la circulation routière selon la catégorie d'usager de la route et le groupe d'âge

3. Число погибших или раненых в дорожно-транспортных происшествиях по категориям пользователей дорог и группам возраста

Unit : number - Unité : nombre - Единица: число

Description Description Описание	Killed - tuées - погибших				Injured - blessées - раненых			
	Total		Of which: drivers		Total		Of which: drivers	
	Total		Dont: conducteurs		Total		Dont: conducteurs	
	Всего		Погибшие: водители		Всего		Погибшие: водители	
	2003	2004	2003	2004	2003	2004	2003	2004
0 Total (1+2+3+4+5+6+7+8)	1 764	1 688	443	406	7 361	7 522	1 797	1 879
01 - of which: 0 to 9 years	23	36	-	-	348	353	1	-
02 10 to 14 years	27	24	5	1	347	334	11	19
03 15 to 17 years	61	61	14	15	444	460	94	105
04 18 to 20 years	110	120	47	42	698	724	217	227
05 21 to 24 years	172	161	59	64	878	939	337	316
06 25 to 64 years	1 082	1 042	298	271	4 012	4 156	1 098	1 171
07 65 years and over	211	208	18	13	611	534	35	39
08 Unknown	78	36	2	-	23	22	4	2
1 Pedestrians	752	726			2 787	2 783		
11 - of which: 0 to 9 years	12	22			221	212		
12 10 to 14 years	9	5			183	177		
13 15 to 17 years	13	20			143	142		
14 18 to 20 years	25	32			180	202		
15 21 to 24 years	50	41			196	233		
16 25 to 64 years	442	428			1 433	1 460		
17 65 years and over	137	145			413	343		
18 Unknown	64	33			18	14		
2 Drivers and passengers of cycles	194	154			450	468		
21 - of which: 0 to 9 years	2	4			39	30		
22 10 to 14 years	8	3			58	50		
23 15 to 17 years	4	1			25	16		
24 18 to 20 years	3	6			5	17		
25 21 to 24 years	8	7			12	20		
26 25 to 64 years	127	104			252	283		
27 65 years and over	36	28			58	51		
28 Unknown	6	1			1	1		
3 Drivers and passengers of mopeds	10	6	10	6	42	55	35	50
31 - of which: 0 to 9 years	-	-	-	-	-	-	1	-
32 10 to 14 years	1	1	1	1	3	7	1	6
33 15 to 17 years	-	-	-	-	8	9	6	8
34 18 to 20 years	-	-	-	-	4	5	4	4
35 21 to 24 years	2	-	2	-	3	3	2	2
36 25 to 64 years	5	5	5	5	20	25	19	24
37 65 years and over	2	-	2	-	2	6	2	6
38 Unknown	-	-	-	-	-	-	-	-
4 Drivers and passengers of motorcycles	121	100	85	80	569	543	371	364
41 - of which: 0 to 9 years	1	-	-	-	4	5	-	-
42 10 to 14 years	1	4	1	-	24	22	6	10
43 15 to 17 years	22	11	11	9	109	124	60	76
44 18 to 20 years	29	25	22	21	148	142	100	102
45 21 to 24 years	28	23	21	19	129	100	91	72
46 25 to 64 years	36	35	27	29	146	142	110	98
47 65 years and over	3	2	2	2	10	8	3	6
48 Unknown	1	-	1	-	1	-	1	-
5 Drivers and passengers of passenger cars	571	589	287	262	2 863	2 983	1 160	1 261
51 - of which: 0 to 9 years	8	9	-	-	76	89	-	-
52 10 to 14 years	6	9	-	-	66	64	-	3
53 15 to 17 years	20	29	-	6	139	147	20	16
54 18 to 20 years	48	55	22	20	314	322	98	112
55 21 to 24 years	73	78	31	37	464	491	216	211
56 25 to 64 years	384	386	219	189	1 726	1 776	800	894
57 65 years and over	25	21	9	10	75	87	23	23
58 Unknown	7	2	1	-	3	7	3	2
6 Drivers and passengers of motor coaches, buses, trolleybuses and tramcars	3	6	1	2	90	125	14	10
7 Drivers and passengers of goods road vehicles	22	36	10	19	170	177	47	59
8 Other drivers and passengers	91	71	50	37	390	388	170	135

3. Persons killed or injured in road traffic accidents by category of user and age group

3. Personnes tuées ou blessées dans les accidents de la circulation routière selon la catégorie d'utilisateur de la route et le groupe d'âge

3. Число погибших или раненых в дорожно-транспортных происшествиях по категориям пользователей дорог и группам возраста

Unit : number - Unité : nombre - Единица: число

Description Description Описание	Killed - tuées - погибших				Injured - blessées - раненых			
	Total Total Всего		Of which: drivers Dont: conducteurs Погибшие: водители		Total Total Всего		Of which: drivers Dont: conducteurs Погибшие: водители	
	2003	2004	2003	2004	2003	2004	2003	2004
0 Total (1+2+3+4+5+6+7+8)	1 215	1 163	65 386	62 992
01 - of which: 0 to 9 years
02 10 to 14 years
03 15 to 17 years
04 18 to 20 years
05 21 to 24 years
06 25 to 64 years
07 65 years and over
08 Unknown
1 Pedestrians	113	101			4 676	4 611		
11 - of which: 0 to 9 years
12 10 to 14 years
13 15 to 17 years
14 18 to 20 years
15 21 to 24 years
16 25 to 64 years
17 65 years and over
18 Unknown
2 Drivers and passengers of cycles	110	78	7 972	7 651
21 - of which: 0 to 9 years
22 10 to 14 years
23 15 to 17 years
24 18 to 20 years
25 21 to 24 years
26 25 to 64 years
27 65 years and over
28 Unknown
3 Drivers and passengers of mopeds	169	153	11 372	9 477
31 - of which: 0 to 9 years
32 10 to 14 years
33 15 to 17 years
34 18 to 20 years
35 21 to 24 years
36 25 to 64 years
37 65 years and over
38 Unknown
4 Drivers and passengers of motorcycles
41 - of which: 0 to 9 years
42 10 to 14 years
43 15 to 17 years
44 18 to 20 years
45 21 to 24 years
46 25 to 64 years
47 65 years and over
48 Unknown
5 Drivers and passengers of passenger cars	620	570	32 842	30 970
51 - of which: 0 to 9 years
52 10 to 14 years
53 15 to 17 years
54 18 to 20 years
55 21 to 24 years
56 25 to 64 years
57 65 years and over
58 Unknown
6 Drivers and passengers of motor coaches, buses, trolleybuses and tramcars
7 Drivers and passengers of goods road vehicles
8 Other drivers and passengers	204	261	8 524	10 283

3. Persons killed or injured in road traffic accidents by category of user and age group

3. Personnes tuées ou blessées dans les accidents de la circulation routière selon la catégorie d'usager de la route et le groupe d'âge

3. Число погибших или раненых в дорожно-транспортных происшествиях по категориям пользователей дорог и группам возраста

Unit : number - Unité : nombre - Единица: число

Description Description Описание	Killed - tuées - погибших				Injured - blessées - раненых			
	Total		Of which: drivers		Total		Of which: drivers	
	Total		Dont: conducteurs		Total		Dont: conducteurs	
	2003	2004	2003	2004	2003	2004	2003	2004
0 Total (1+2+3+4+5+6+7+8)	960	943	416	430	8 488	9 308	3 275	3 669
01 - of which: 0 to 9 years	13	23	-	1	336	430	27	44
02 10 to 14 years	22	20	1	6	386	455	87	84
03 15 to 17 years	35	20	8	7	445	464	105	100
04 18 to 20 years	51	53	24	20	671	781	239	283
05 21 to 24 years	81	86	42	51	877	979	406	480
06 25 to 64 years	572	569	298	304	4 824	5 142	2 227	2 463
07 65 years and over	184	172	43	41	924	1 050	178	215
08 Unknown	2	-	-	-	25	7	6	-
1 Pedestrians	263	243			2 184	2 372		
11 - of which: 0 to 9 years	5	13			208	239		
12 10 to 14 years	12	7			174	217		
13 15 to 17 years	2	1			104	104		
14 18 to 20 years	6	2			81	84		
15 21 to 24 years	4	2			88	98		
16 25 to 64 years	115	107			976	979		
17 65 years and over	117	111			547	648		
18 Unknown	2	-			6	3		
2 Drivers and passengers of cycles	46	56	45	56	404	482	394	477
21 - of which: 0 to 9 years	-	1	-	1	30	44	27	43
22 10 to 14 years	1	4	1	4	75	65	71	65
23 15 to 17 years	2	-	1	-	27	24	26	24
24 18 to 20 years	-	1	-	1	19	15	19	13
25 21 to 24 years	1	1	1	1	18	27	18	26
26 25 to 64 years	30	33	30	33	168	229	167	228
27 65 years and over	12	16	12	16	67	78	66	78
28 Unknown	-	-	-	-	-	-	-	-
3 Drivers and passengers of mopeds	10	14	10	14	155	139	136	134
31 - of which: 0 to 9 years	-	-	-	-	-	-	-	-
32 10 to 14 years	-	-	-	-	15	9	9	8
33 15 to 17 years	-	1	-	1	21	23	18	22
34 18 to 20 years	-	-	-	-	14	13	10	12
35 21 to 24 years	-	3	-	3	17	9	16	9
36 25 to 64 years	7	6	7	6	74	73	69	72
37 65 years and over	3	4	3	4	14	12	14	11
38 Unknown	-	-	-	-	-	-	-	-
4 Drivers and passengers of motorcycles	44	39	40	35	383	426	310	370
41 - of which: 0 to 9 years	-	-	-	-	-	-	-	-
42 10 to 14 years	-	-	-	-	6	12	1	4
43 15 to 17 years	6	2	5	2	40	32	26	23
44 18 to 20 years	4	5	4	5	59	53	43	40
45 21 to 24 years	8	10	7	9	76	103	63	88
46 25 to 64 years	26	22	24	19	198	211	174	202
47 65 years and over	-	-	-	-	4	15	3	13
48 Unknown	-	-	-	-	-	-	-	-
5 Drivers and passengers of passenger cars	507	508	277	279	4 660	5 124	2 149	2 370
51 - of which: 0 to 9 years	8	8	-	-	89	126	-	-
52 10 to 14 years	7	9	-	2	101	126	3	4
53 15 to 17 years	21	13	2	3	231	257	34	30
54 18 to 20 years	38	42	20	13	466	573	158	209
55 21 to 24 years	63	66	33	36	619	687	288	334
56 25 to 64 years	332	339	205	211	2 938	3 151	1 601	1 725
57 65 years and over	38	31	17	14	203	200	63	68
58 Unknown	-	-	-	-	13	4	2	-
6 Drivers and passengers of motor coaches, buses, trolleybuses and tramcars	17	11	1	1	220	161	21	28
7 Drivers and passengers of goods road vehicles	36	53	21	30	305	427	173	179
8 Other drivers and passengers	37	19	22	15	177	177	92	111

3. Persons killed or injured in road traffic accidents by category of user and age group

3. Personnes tuées ou blessées dans les accidents de la circulation routière selon la catégorie d'usager de la route et le groupe d'âge

3. Число погибших или раненых в дорожно-транспортных происшествиях по категориям пользователей дорог и группам возраста

Unit : number - Unité : nombre - Единица: число

Description Description Описание	Killed - tuées - погибших				Injured - blessées - раненых			
	Total		Of which: drivers		Total		Of which: drivers	
	Total		Dont: conducteurs		Total		Dont: conducteurs	
	Всего		Погибшие: водители		Всего		Погибшие: водители	
	2003	2004	2003	2004	2003	2004	2003	2004
Canada - Canada - Канада								
0 Total (1+2+3+4+5+6+7+8)	2 766	...	1 659	...	222 455	...	139 592	...
01 - of which: 0 to 9 years	57	...	4	...	7 807	...	466	...
02 10 to 14 years	56	...	13	...	7 434	...	1 222	...
03 15 to 17 years	155	...	56	...	13 466	...	5 647	...
04 18 to 20 years	253	...	149	...	21 010	...	12 438	...
05 21 to 24 years	273	...	169	...	22 650	...	14 590	...
06 25 to 64 years	1 491	...	1 049	...	125 667	...	91 833	...
07 65 years and over	465	...	217	...	16 696	...	9 902	...
08 Unknown	16	...	2	...	7 715	...	3 494	...
1 Pedestrians	379	13 340
11 - of which: 0 to 9 years	20	997
12 10 to 14 years	10	1 324
13 15 to 17 years	12	1 026
14 18 to 20 years	23	856
15 21 to 24 years	17	960
16 25 to 64 years	175	5 998
17 65 years and over	118	1 592
18 Unknown	4	587
2 Drivers and passengers of cycles	44	...	41	...	7 614	...	6 721	...
21 - of which: 0 to 9 years	3	...	3	...	527	...	424	...
22 10 to 14 years	6	...	6	...	1 071	...	987	...
23 15 to 17 years	3	...	3	...	591	...	513	...
24 18 to 20 years	1	...	1	...	429	...	357	...
25 21 to 24 years	3	...	2	...	473	...	388	...
26 25 to 64 years	21	...	19	...	2 384	...	2 044	...
27 65 years and over	6	...	6	...	184	...	165	...
28 Unknown	1	...	1	...	1 955	...	1 933	...
3 Drivers and passengers of mopeds	6	...	5	...	759	...	643	...
31 - of which: 0 to 9 years	-	...	-	...	1	...	1	...
32 10 to 14 years	-	...	-	...	180	...	148	...
33 15 to 17 years	1	...	1	...	374	...	312	...
34 18 to 20 years	-	...	-	...	36	...	33	...
35 21 to 24 years	1	...	1	...	15	...	13	...
36 25 to 64 years	2	...	1	...	129	...	120	...
37 65 years and over	1	...	1	...	15	...	15	...
38 Unknown	1	...	1	...	9	...	1	...
4 Drivers and passengers of motorcycles	171	...	135	...	5 754	...	4 325	...
41 - of which: 0 to 9 years	1	...	-	...	24	...	3	...
42 10 to 14 years	1	...	-	...	56	...	19	...
43 15 to 17 years	2	...	1	...	155	...	97	...
44 18 to 20 years	17	...	11	...	396	...	234	...
45 21 to 24 years	21	...	17	...	728	...	529	...
46 25 to 64 years	123	...	102	...	4 235	...	3 336	...
47 65 years and over	5	...	4	...	78	...	63	...
48 Unknown	1	...	-	...	82	...	44	...
5 Drivers and passengers of passenger cars	1 440	...	970	...	148 131	...	98 377	...
51 - of which: 0 to 9 years	20	...	-	...	4 402	...	15	...
52 10 to 14 years	22	...	2	...	3 201	...	58	...
53 15 to 17 years	102	...	36	...	8 891	...	3 761	...
54 18 to 20 years	159	...	105	...	15 976	...	9 983	...
55 21 to 24 years	176	...	115	...	16 894	...	11 439	...
56 25 to 64 years	695	...	557	...	83 169	...	64 048	...
57 65 years and over	258	...	155	...	12 022	...	7 968	...
58 Unknown	8	...	-	...	3 576	...	1 105	...
6 Drivers and passengers of motor coaches, buses, trolleybuses and tramcars	3	...	-	...	1 665	...	309	...
7 Drivers and passengers of goods road vehicles	93	...	84	...	3 563	...	2 881	...
8 Other drivers and passengers	610	...	410	...	39 938	...	25 324	...

3. Persons killed or injured in road traffic accidents by category of user and age group

3. Personnes tuées ou blessées dans les accidents de la circulation routière selon la catégorie d'usager de la route et le groupe d'âge

3. Число погибших или раненых в дорожно-транспортных происшествиях по категориям пользователей дорог и группам возраста

Unit : number - Unité : nombre - Единица: число

Description Description Описание	Killed - tuées - погибших				Injured - blessées - раненых			
	Total Total Всего		Of which: drivers Dont: conducteurs Погибшие: водители		Total Total Всего		Of which: drivers Dont: conducteurs Погибшие: водители	
	2003	2004	2003	2004	2003	2004	2003	2004
Croatia - Croatie - Хорватия								
0 Total (1+2+3+4+5+6+7+8)	701	608	391	...	26 153	24 271	14 878	...
01 - of which: 0 to 9 years	19	...	2	...	1 211	...	93	...
02 10 to 14 years	13	...	3	...	851	...	204	...
03 15 to 17 years	30	...	11	...	1 473	...	539	...
04 18 to 20 years	59	...	27	...	3 136	...	1 716	...
05 21 to 24 years	73	...	46	...	3 903	...	2 473	...
06 25 to 64 years	368	...	245	...	14 115	...	9 280	...
07 65 years and over	136	...	56	...	1 462	...	572	...
08 Unknown	3	...	1	...	2	...	1	...
1 Pedestrians	132	115			2 564	2 450		
11 - of which: 0 to 9 years	7	...			472	...		
12 10 to 14 years	3	...			237	...		
13 15 to 17 years	3	...			161	...		
14 18 to 20 years	4	...			136	...		
15 21 to 24 years	3	...			135	...		
16 25 to 64 years	44	...			901	...		
17 65 years and over	68	...			522	...		
18 Unknown	-	...			-	...		
2 Drivers and passengers of cycles	48	36	48	...	1 091	1 004	1 076	...
21 - of which: 0 to 9 years	1	...	1	...	95	...	86	...
22 10 to 14 years	3	...	3	...	135	...	133	...
23 15 to 17 years	-	...	-	...	62	...	59	...
24 18 to 20 years	-	...	-	...	50	...	50	...
25 21 to 24 years	-	...	-	...	46	...	46	...
26 25 to 64 years	26	...	26	...	536	...	535	...
27 65 years and over	18	...	18	...	167	...	167	...
28 Unknown	-	...	-	...	-	...	-	...
3 Drivers and passengers of mopeds	28	...	28	...	1 599	3 115	1 361	...
31 - of which: 0 to 9 years	-	...	-	...	5	...	1	...
32 10 to 14 years	-	...	-	...	77	...	59	...
33 15 to 17 years	5	...	5	...	349	...	269	...
34 18 to 20 years	5	...	5	...	275	...	213	...
35 21 to 24 years	1	...	1	...	236	...	203	...
36 25 to 64 years	12	...	12	...	608	...	568	...
37 65 years and over	5	...	5	...	49	...	48	...
38 Unknown	-	...	-	...	-	...	-	...
4 Drivers and passengers of motorcycles	53	77	44	...	1 730	...	1 405	...
41 - of which: 0 to 9 years	-	...	-	...	6	...	-	...
42 10 to 14 years	-	...	-	...	18	...	6	...
43 15 to 17 years	3	...	2	...	187	...	130	...
44 18 to 20 years	6	...	5	...	248	...	184	...
45 21 to 24 years	12	...	10	...	362	...	287	...
46 25 to 64 years	32	...	27	...	900	...	789	...
47 65 years and over	-	...	-	...	9	...	9	...
48 Unknown	-	...	-	...	-	...	-	...
5 Drivers and passengers of passenger cars	388	335	235	...	17 682	16 162	10 191	...
51 - of which: 0 to 9 years	9	...	-	...	604	...	4	...
52 10 to 14 years	7	...	-	...	349	...	4	...
53 15 to 17 years	19	...	4	...	668	...	74	...
54 18 to 20 years	42	...	17	...	2 313	...	1 215	...
55 21 to 24 years	53	...	31	...	2 971	...	1 828	...
56 25 to 64 years	221	...	160	...	10 160	...	6 754	...
57 65 years and over	34	...	22	...	615	...	311	...
58 Unknown	3	...	1	...	2	...	1	...
6 Drivers and passengers of motor coaches, buses, trolleybuses and tramcars	1	...	-	...	250	...	39	...
7 Drivers and passengers of goods road vehicles	26	...	19	...	921	...	617	...
8 Other drivers and passengers	25	45	17	...	316	1 540	189	...

3. Persons killed or injured in road traffic accidents by category of user and age group

3. Personnes tuées ou blessées dans les accidents de la circulation routière selon la catégorie d'usager de la route et le groupe d'âge

3. Число погибших или раненых в дорожно-транспортных происшествиях по категориям пользователей дорог и группам возраста

Unit : number - Unité : nombre - Единица: число

Description Description Описание	Killed - tuées - погибших				Injured - blessées - раненых			
	Total Total Всего		Of which: drivers Dont: conducteurs Погибшие: водители		Total Total Всего		Of which: drivers Dont: conducteurs Погибшие: водители	
	2003	2004	2003	2004	2003	2004	2003	2004
	Cyprus - Chypre - Кипр							
0 Total (1+2+3+4+5+6+7+8)	97	117	53	78	3 411	3 176	2 200	1 974
01 - of which: 0 to 9 years	-	-	...	-	148	144	...	-
02 10 to 14 years	3	-	...	-	103	114	...	20
03 15 to 17 years	1	6	...	2	243	245	...	122
04 18 to 20 years	11	11	...	10	445	463	...	222
05 21 to 24 years	13	16	...	10	486	467	...	320
06 25 to 64 years	47	64	...	53	1 688	1 487	...	1 168
07 65 years and over	22	19	...	2	298	248	...	114
08 Unknown	-	1	...	1	-	8	...	8
1 Pedestrians	17	18			314	261		
11 - of which: 0 to 9 years	...	-			...	38		
12 10 to 14 years	...	-			...	23		
13 15 to 17 years	...	-			...	13		
14 18 to 20 years	...	-			...	14		
15 21 to 24 years	...	-			...	12		
16 25 to 64 years	...	5			...	102		
17 65 years and over	...	13			...	59		
18 Unknown	...	-			...	-		
2 Drivers and passengers of cycles	2	2	2	2	41	51	41	49
21 - of which: 0 to 9 years	...	-	...	-	...	-	...	-
22 10 to 14 years	...	-	...	-	...	18	...	17
23 15 to 17 years	...	-	...	-	...	1	...	1
24 18 to 20 years	...	-	...	-	...	2	...	2
25 21 to 24 years	...	-	...	-	...	2	...	2
26 25 to 64 years	...	2	...	2	...	18	...	17
27 65 years and over	...	-	...	-	...	2	...	2
28 Unknown	...	-	...	-	...	8	...	8
3 Drivers and passengers of mopeds	9	11	7	11	403	361	352	311
31 - of which: 0 to 9 years	...	-	...	-	...	-	...	-
32 10 to 14 years	...	-	...	-	...	3	...	1
33 15 to 17 years	...	2	...	2	...	105	...	86
34 18 to 20 years	...	2	...	2	...	38	...	32
35 21 to 24 years	...	-	...	-	...	48	...	42
36 25 to 64 years	...	6	...	6	...	135	...	118
37 65 years and over	...	1	...	1	...	32	...	32
38 Unknown	...	-	...	-	...	-	...	-
4 Drivers and passengers of motorcycles	12	24	9	22	378	310	338	283
41 - of which: 0 to 9 years	...	-	...	-	...	1	...	-
42 10 to 14 years	...	-	...	-	...	3	...	2
43 15 to 17 years	...	-	...	-	...	23	...	19
44 18 to 20 years	...	4	...	4	...	39	...	33
45 21 to 24 years	...	3	...	2	...	77	...	67
46 25 to 64 years	...	15	...	14	...	157	...	154
47 65 years and over	...	1	...	1	...	10	...	8
48 Unknown	...	1	...	1	...	-	...	-
5 Drivers and passengers of passenger cars	57	62	35	43	2 275	2 193	1 469	1 331
51 - of which: 0 to 9 years	...	-	...	-	...	105	...	-
52 10 to 14 years	...	-	...	-	...	67	...	-
53 15 to 17 years	...	4	...	-	...	103	...	16
54 18 to 20 years	...	5	...	4	...	370	...	155
55 21 to 24 years	8	...	328	...	209
56 25 to 64 years	...	36	...	31	...	1 075	...	879
57 65 years and over	...	4	...	-	...	145	...	72
58 Unknown	...	-	...	-	...	-	...	-
6 Drivers and passengers of motor coaches, buses, trolleybuses and tramcars	-	...	-	...	-	...	-	...
7 Drivers and passengers of goods road vehicles	-	...	-	...	-	...	-	...
8 Other drivers and passengers	-	...	-	...	-	...	-	...

3. Persons killed or injured in road traffic accidents by category of user and age group

3. Personnes tuées ou blessées dans les accidents de la circulation routière selon la catégorie d'usager de la route et le groupe d'âge

3. Число погибших или раненых в дорожно-транспортных происшествиях по категориям пользователей дорог и группам возраста

Unit : number - Unité : nombre - Единица: число

Description Description Описание	Killed - tuées - погибших				Injured - blessées - раненых			
	Total		Of which: drivers		Total		Of which: drivers	
	Total		Dont: conducteurs		Total		Dont: conducteurs	
	Всего		Погибшие: водители		Всего		Погибшие: водители	
	2003	2004	2003	2004	2003	2004	2003	2004
0 Total (1+2+3+4+5+6+7+8)	1 447	1 382	817	...	35 438	34 254	19 529	...
01 - of which: 0 to 9 years	21	17	-	...	1 698	-	177	...
02 10 to 14 years	17	10	2	...	1 553	...	394	...
03 15 to 17 years	41	28	9	...	1 621	...	557	...
04 18 to 20 years	103	95	49	...	3 457	...	1 676	...
05 21 to 24 years	140	124	78	...	4 515	...	2 733	...
06 25 to 64 years	880	860	574	...	20 018	...	13 018	...
07 65 years and over	231	247	103	...	2 554	...	972	...
08 Unknown	14	1	2	...	22	...	2	...
1 Pedestrians	290	281			4 550	4 552		
11 - of which: 0 to 9 years	12	6			646	...		
12 10 to 14 years	7	3			516	...		
13 15 to 17 years	5	2			227	...		
14 18 to 20 years	9	7			223	...		
15 21 to 24 years	14	10			257	...		
16 25 to 64 years	133	160			1 851	...		
17 65 years and over	100	94			821	...		
18 Unknown	10	-			9	...		
2 Drivers and passengers of cycles	159	131	159	...	4 126	3 835	4 073	...
21 - of which: 0 to 9 years	-	-	-	...	205	...	175	...
22 10 to 14 years	2	-	2	...	385	...	372	...
23 15 to 17 years	5	2	5	...	249	...	245	...
24 18 to 20 years	4	3	4	...	195	...	194	...
25 21 to 24 years	4	5	4	...	262	...	262	...
26 25 to 64 years	97	82	97	...	2 454	...	2 450	...
27 65 years and over	46	36	46	...	374	...	374	...
28 Unknown	1	3	1	...	2	...	1	...
3 Drivers and passengers of mopeds	11	5	10	...	192	...	188	...
31 - of which: 0 to 9 years	-	...	-	...	-	...	-	...
32 10 to 14 years	-	...	-	...	2	...	1	...
33 15 to 17 years	1	...	-	...	7	...	6	...
34 18 to 20 years	-	...	-	...	11	...	10	...
35 21 to 24 years	-	...	-	...	10	...	10	...
36 25 to 64 years	7	...	7	...	125	...	124	...
37 65 years and over	3	...	3	...	37	...	37	...
38 Unknown	-	...	-	...	-	...	-	...
4 Drivers and passengers of motorcycles	101	97	88	89	2 489	...	2 113	...
41 - of which: 0 to 9 years	-	...	-	...	2	...	-	...
42 10 to 14 years	-	39	...	15	...
43 15 to 17 years	8	...	4	...	332	...	258	...
44 18 to 20 years	11	...	7	...	392	...	306	...
45 21 to 24 years	20	...	18	...	470	...	390	...
46 25 to 64 years	58	...	55	...	1 205	...	1 097	...
47 65 years and over	4	...	4	...	48	...	47	...
48 Unknown	-	...	-	...	1	...	-	...
5 Drivers and passengers of passenger cars	798	779	510	495	21 861	...	11 993	...
51 - of which: 0 to 9 years	8	...	-	...	801	...	-	...
52 10 to 14 years	6	...	-	...	571	...	3	...
53 15 to 17 years	18	...	-	...	775	...	47	...
54 18 to 20 years	74	...	38	...	2 557	...	1 135	...
55 21 to 24 years	97	...	53	...	3 300	...	1 931	...
56 25 to 64 years	519	...	372	...	12 809	...	8 375	...
57 65 years and over	73	...	46	...	1 040	...	501	...
58 Unknown	3	...	1	...	8	...	1	...
6 Drivers and passengers of motor coaches, buses, trolleybuses and tramcars	29	17	6	5	679	...	36	...
7 Drivers and passengers of goods road vehicles	49	67	36	49	1 428	...	1 067	...
8 Other drivers and passengers	10	5	8	...	113	...	59	...

3. Persons killed or injured in road traffic accidents by category of user and age group

3. Personnes tuées ou blessées dans les accidents de la circulation routière selon la catégorie d'usager de la route et le groupe d'âge

3. Число погибших или раненых в дорожно-транспортных происшествиях по категориям пользователей дорог и группам возраста

Unit : number - Unité : nombre - Единица: число

Description Description Описание	Killed - tuées - погибших				Injured - blessées - раненых			
	Total Total Всего		Of which: drivers Dont: conducteurs Погибшие: водители		Total Total Всего		Of which: drivers Dont: conducteurs Погибшие: водители	
	2003	2004	2003	2004	2003	2004	2003	2004
0 Total (1+2+3+4+5+6+7+8)	432	369	302	269	8 412	7 546	5 789	5 277
01 - of which: 0 to 9 years	12	8	-	2	267	236	34	32
02 10 to 14 years	10	12	4	5	343	336	154	147
03 15 to 17 years	16	10	10	7	721	687	420	420
04 18 to 20 years	31	32	24	21	870	787	562	520
05 21 to 24 years	36	35	24	26	866	745	593	540
06 25 to 64 years	228	192	176	154	4 552	4 007	3 574	3 171
07 65 years and over	99	80	64	54	760	738	439	441
08 Unknown	-	-	-	-	33	10	13	6
1 Pedestrians	49	43			711	675		
11 - of which: 0 to 9 years	1	2			59	61		
12 10 to 14 years	2	2			49	51		
13 15 to 17 years	1	-			48	51		
14 18 to 20 years	1	1			31	34		
15 21 to 24 years	4	4			47	41		
16 25 to 64 years	20	18			275	262		
17 65 years and over	20	16			196	174		
18 Unknown	-	-			6	1		
2 Drivers and passengers of cycles	47	53	47	53	1 456	1 376	1 454	1 373
21 - of which: 0 to 9 years	-	2	-	2	33	30	33	29
22 10 to 14 years	3	4	3	4	128	125	128	124
23 15 to 17 years	1	3	1	3	95	103	94	102
24 18 to 20 years	-	-	-	-	58	66	58	66
25 21 to 24 years	3	1	3	1	123	102	123	102
26 25 to 64 years	20	27	20	27	844	781	843	781
27 65 years and over	20	16	20	16	170	167	170	167
28 Unknown	-	-	-	-	-	2	5	2
3 Drivers and passengers of mopeds	34	38	33	37	1 011	939	925	862
31 - of which: 0 to 9 years	-	-	-	-	-	3	-	2
32 10 to 14 years	2	2	1	1	32	28	22	15
33 15 to 17 years	9	3	9	3	349	317	302	285
34 18 to 20 years	4	2	4	2	124	113	109	96
35 21 to 24 years	-	3	-	3	50	54	46	51
36 25 to 64 years	14	20	14	20	407	377	398	366
37 65 years and over	5	8	5	8	49	47	48	47
38 Unknown	-	-	-	-	-	-	-	-
4 Drivers and passengers of motorcycles	34	32	34	31	570	472	513	438
41 - of which: 0 to 9 years	-	-	-	-	1	-	1	-
42 10 to 14 years	-	-	-	-	6	11	2	5
43 15 to 17 years	-	-	-	-	18	23	11	15
44 18 to 20 years	3	-	3	-	41	25	32	22
45 21 to 24 years	3	5	3	5	80	58	72	55
46 25 to 64 years	27	24	27	23	404	339	377	326
47 65 years and over	1	3	1	3	16	16	15	15
48 Unknown	-	-	-	-	4	-	3	-
5 Drivers and passengers of passenger cars	236	186	167	135	4 142	3 705	2 538	2 328
51 - of which: 0 to 9 years	11	4	-	-	166	136	-	-
52 10 to 14 years	3	3	-	-	118	113	2	2
53 15 to 17 years	5	4	-	1	183	180	9	18
54 18 to 20 years	21	27	16	17	569	510	333	313
55 21 to 24 years	21	20	14	16	507	450	316	299
56 25 to 64 years	129	95	100	77	2 270	1 994	1 680	1 490
57 65 years and over	46	33	37	24	311	315	193	202
58 Unknown	-	-	-	-	18	7	5	4
6 Drivers and passengers of motor coaches, buses, trolleybuses and tramcars	10	1	2	-	59	31	14	8
7 Drivers and passengers of goods road vehicles	22	16	19	13	446	327	331	252
8 Other drivers and passengers	-	-	-	-	17	21	14	16

3. Persons killed or injured in road traffic accidents by category of user and age group

3. Personnes tuées ou blessées dans les accidents de la circulation routière selon la catégorie d'usager de la route et le groupe d'âge

3. Число погибших или раненых в дорожно-транспортных происшествиях по категориям пользователей дорог и группам возраста

Unit : number - Unité : nombre - Единица: число

Description Description Описание	Killed - tuées - погибших				Injured - blessées - раненых			
	Total Total Всего		Of which: drivers Dont: conducteurs Погибшие: водители		Total Total Всего		Of which: drivers Dont: conducteurs Погибшие: водители	
	2003	2004	2003	2004	2003	2004	2003	2004
	Estonia - Estonie - Эстония							
0 Total (1+2+3+4+5+6+7+8)	164	170	74	72	2 539	2 875	1 000	1 240
01 - of which: 0 to 9 years	1	3	-	-	156	141	8	19
02 10 to 14 years	3	5	-	1	155	139	34	26
03 15 to 17 years	8	4	1	1	181	218	38	54
04 18 to 20 years	13	8	3	1	256	302	89	112
05 21 to 24 years	15	13	5	6	279	364	110	175
06 25 to 64 years	97	111	55	49	1 318	1 507	679	794
07 65 years and over	23	26	10	10	193	204	42	60
08 Unknown	4	-	-	-	1	-	-	-
1 Pedestrians	43	59			575	616		
11 - of which: 0 to 9 years	-	1			72	49		
12 10 to 14 years	3	4			68	65		
13 15 to 17 years	2	2			37	54		
14 18 to 20 years	-	1			38	35		
15 21 to 24 years	2	2			31	41		
16 25 to 64 years	24	37			238	276		
17 65 years and over	8	12			91	96		
18 Unknown	4	-			-	-		
2 Drivers and passengers of cycles	15	9	15	9	174	224	172	220
21 - of which: 0 to 9 years	-	-	-	-	10	22	8	19
22 10 to 14 years	-	1	-	1	23	19	23	18
23 15 to 17 years	-	-	-	-	16	20	16	20
24 18 to 20 years	-	-	-	-	9	13	9	13
25 21 to 24 years	-	-	-	-	14	9	14	9
26 25 to 64 years	10	5	10	5	83	117	83	117
27 65 years and over	5	3	5	3	18	24	18	24
28 Unknown	-	-	-	-	1	-	1	-
3 Drivers and passengers of mopeds	2	1	2	1	24	33	23	29
31 - of which: 0 to 9 years	-	-	-	-	-	-	-	-
32 10 to 14 years	-	-	-	-	7	6	7	4
33 15 to 17 years	1	-	1	-	5	9	5	7
34 18 to 20 years	-	-	-	-	2	4	2	4
35 21 to 24 years	-	-	-	-	-	-	-	-
36 25 to 64 years	1	1	1	1	9	12	8	12
37 65 years and over	-	-	-	-	1	2	1	2
38 Unknown	-	-	-	-	-	-	-	-
4 Drivers and passengers of motorcycles	3	3	3	2	66	107	55	85
41 - of which: 0 to 9 years	-	-	-	-	-	-	-	-
42 10 to 14 years	-	1	-	-	1	5	1	4
43 15 to 17 years	-	-	-	-	7	20	3	12
44 18 to 20 years	-	-	-	-	10	12	8	10
45 21 to 24 years	2	-	2	-	9	20	5	13
46 25 to 64 years	1	2	1	2	39	48	38	44
47 65 years and over	-	-	-	-	-	2	-	2
48 Unknown	-	-	-	-	-	-	-	-
5 Drivers and passengers of passenger cars	90	84	45	51	1 478	1 702	686	835
51 - of which: 0 to 9 years	1	1	-	-	66	64	-	-
52 10 to 14 years	-	1	-	-	47	40	1	-
53 15 to 17 years	5	7	-	-	98	112	14	14
54 18 to 20 years	12	9	3	5	186	224	69	82
55 21 to 24 years	11	10	3	6	206	280	87	150
56 25 to 64 years	51	56	34	34	816	918	494	559
57 65 years and over	10	10	5	6	59	64	21	30
58 Unknown	-	-	-	-	-	-	-	-
6 Drivers and passengers of motor coaches, buses, trolleybuses and tramcars	3	4	1	1	129	73	13	7
7 Drivers and passengers of goods road vehicles	6	4	6	2	87	102	47	58
8 Other drivers and passengers	2	6	2	5	6	17	4	6

3. Persons killed or injured in road traffic accidents by category of user and age group

3. Personnes tuées ou blessées dans les accidents de la circulation routière selon la catégorie d'usager de la route et le groupe d'âge

3. Число погибших или раненых в дорожно-транспортных происшествиях по категориям пользователей дорог и группам возраста

Unit : number - Unité : nombre - Единица: число

Description Description Описание	Killed - tuées - погибших				Injured - blessées - раненых			
	Total		Of which: drivers		Total		Of which: drivers	
	Total		Dont: conducteurs		Total		Dont: conducteurs	
	2003	2004	2003	2004	2003	2004	2003	2004
0 Total (1+2+3+4+5+6+7+8)	379	375	247	225	9 088	8 791	5 646	5 610
01 - of which: 0 to 9 years	11	10	-	-	290	288	57	53
02 10 to 14 years	11	3	5	2	393	401	188	189
03 15 to 17 years	12	21	8	6	895	998	512	637
04 18 to 20 years	29	34	20	23	1 108	1 010	648	612
05 21 to 24 years	30	40	21	27	837	875	503	566
06 25 to 64 years	190	170	139	110	4 607	4 307	3 222	3 018
07 65 years and over	96	97	54	57	958	912	516	535
08 Unknown	-	-	-	-	-	-	-	-
1 Pedestrians	59	49			714	643		
11 - of which: 0 to 9 years	5	1			74	49		
12 10 to 14 years	2	-			46	40		
13 15 to 17 years	1	3			36	24		
14 18 to 20 years	1	-			36	41		
15 21 to 24 years	2	1			46	38		
16 25 to 64 years	24	21			310	286		
17 65 years and over	24	23			166	165		
18 Unknown	-	-			-	-		
2 Drivers and passengers of cycles	39	26	39	26	954	974	946	971
21 - of which: 0 to 9 years	-	-	-	-	57	54	56	52
22 10 to 14 years	3	-	3	-	147	152	144	152
23 15 to 17 years	-	1	-	1	62	69	61	69
24 18 to 20 years	1	-	1	-	49	38	49	38
25 21 to 24 years	1	-	1	-	45	70	44	70
26 25 to 64 years	13	9	13	9	435	425	433	424
27 65 years and over	21	16	21	16	159	166	159	166
28 Unknown	-	-	-	-	-	-	-	-
3 Drivers and passengers of mopeds	12	14	11	13	444	553	410	514
31 - of which: 0 to 9 years	-	-	-	-	2	2	1	1
32 10 to 14 years	2	2	1	2	47	41	36	31
33 15 to 17 years	3	3	3	2	323	430	305	406
34 18 to 20 years	-	-	-	-	8	16	5	14
35 21 to 24 years	-	1	-	1	8	6	7	6
36 25 to 64 years	4	3	4	3	38	39	37	38
37 65 years and over	3	5	3	5	19	19	19	18
38 Unknown	-	-	-	-	-	-	-	-
4 Drivers and passengers of motorcycles	23	20	22	18	493	496	440	438
41 - of which: 0 to 9 years	-	-	-	-	1	-	-	-
42 10 to 14 years	1	1	1	-	7	13	3	2
43 15 to 17 years	5	2	5	2	125	135	110	116
44 18 to 20 years	1	-	1	-	28	26	23	22
45 21 to 24 years	3	6	3	6	48	71	40	64
46 25 to 64 years	13	9	12	8	283	246	263	230
47 65 years and over	-	2	-	2	1	5	1	4
48 Unknown	-	-	-	-	-	-	-	-
5 Drivers and passengers of passenger cars	217	221	150	151	5 707	5 356	3 395	3 217
51 - of which: 0 to 9 years	6	8	-	-	139	169	-	-
52 10 to 14 years	3	-	-	-	131	135	3	3
53 15 to 17 years	3	10	-	1	325	296	28	35
54 18 to 20 years	25	30	17	23	913	835	537	501
55 21 to 24 years	23	30	16	20	623	617	366	379
56 25 to 64 years	112	95	88	76	3 024	2 807	2 147	1 986
57 65 years and over	45	48	29	31	552	497	314	313
58 Unknown	-	-	-	-	-	-	-	-
6 Drivers and passengers of motor coaches, buses, trolleybuses and tramcars	-	24	-	1	169	141	21	12
7 Drivers and passengers of goods road vehicles	24	16	22	12	504	521	373	385
8 Other drivers and passengers	5	5	3	4	103	107	61	73

3. Persons killed or injured in road traffic accidents by category of user and age group

3. Personnes tuées ou blessées dans les accidents de la circulation routière selon la catégorie d'usager de la route et le groupe d'âge

3. Число погибших или раненых в дорожно-транспортных происшествиях по категориям пользователей дорог и группам возраста

Unit : number - Unité : nombre - Единица: число

Description Description Описание	Killed - tuées - погибших				Injured - blessées - раненых			
	Total		Of which: drivers		Total		Of which: drivers	
	Total		Dont: conducteurs		Total		Dont: conducteurs	
	Всего		Погибшие: водители		Всего		Погибшие: водители	
	2003	2004	2003	2004	2003	2004	2003	2004
0 Total (1+2+3+4+5+6+7+8)	5 731	5 232	4 000	...	115 929	108 727	75 225	...
01 - of which: 0 to 9 years	110	...	6	...	4 482	...	265	...
02 10 to 14 years	100	...	37	...	4 650	...	1 525	...
03 15 to 17 years	258	...	148	...	10 037	...	6 416	...
04 18 to 20 years	535	...	355	...	11 945	...	7 738	...
05 21 to 24 years	683	...	538	...	13 575	...	9 668	...
06 25 to 64 years	2 923	...	2 328	...	60 158	...	44 522	...
07 65 years and over	1 040	...	531	...	9 472	...	4 132	...
08 Unknown	82	...	57	...	1 610	...	959	...
1 Pedestrians	592	550			14 205	13 841		
11 - of which: 0 to 9 years	26	...			1 892	...		
12 10 to 14 years	22	...			1 370	...		
13 15 to 17 years	12	...			740	...		
14 18 to 20 years	16	...			643	...		
15 21 to 24 years	17	...			707	...		
16 25 to 64 years	211	...			5 609	...		
17 65 years and over	283	...			3 168	...		
18 Unknown	5	...			76	...		
2 Drivers and passengers of cycles	190	167	190	...	4 851	4 427	4 794	...
21 - of which: 0 to 9 years	6	...	6	...	279	...	262	...
22 10 to 14 years	14	...	14	...	635	...	619	...
23 15 to 17 years	12	...	12	...	349	...	345	...
24 18 to 20 years	6	...	6	...	278	...	276	...
25 21 to 24 years	6	...	6	...	293	...	290	...
26 25 to 64 years	82	...	82	...	2 436	...	2 423	...
27 65 years and over	60	...	60	...	511	...	509	...
28 Unknown	4	...	4	...	70	...	70	...
3 Drivers and passengers of mopeds	372	1 135	349	...	16 258	31 500	14 252	...
31 - of which: 0 to 9 years	-	...	-	...	28	...	1	...
32 10 to 14 years	27	...	21	...	1 185	...	872	...
33 15 to 17 years	123	...	110	...	6 584	...	5 639	...
34 18 to 20 years	65	...	62	...	3 295	...	2 898	...
35 21 to 24 years	27	...	26	...	1 517	...	1 394	...
36 25 to 64 years	96	...	96	...	3 222	...	3 050	...
37 65 years and over	30	...	30	...	186	...	186	...
38 Unknown	4	...	4	...	241	...	212	...
4 Drivers and passengers of motorcycles	813	...	765	...	15 816	...	14 120	...
41 - of which: 0 to 9 years	-	...	-	...	29	...	1	...
42 10 to 14 years	2	...	1	...	107	...	14	...
43 15 to 17 years	23	...	17	...	428	...	306	...
44 18 to 20 years	49	...	41	...	769	...	573	...
45 21 to 24 years	131	...	124	...	2 380	...	2 064	...
46 25 to 64 years	588	...	562	...	11 852	...	10 937	...
47 65 years and over	5	...	5	...	100	...	97	...
48 Unknown	15	...	15	...	151	...	128	...
5 Drivers and passengers of passenger cars	3 481	3 186	2 493	...	60 680	55 337	39 585	...
51 - of which: 0 to 9 years	76	...	-	...	2 144	...	-	...
52 10 to 14 years	35	...	1	...	1 230	...	10	...
53 15 to 17 years	86	...	9	...	1 845	...	116	...
54 18 to 20 years	391	...	242	...	6 734	...	3 894	...
55 21 to 24 years	483	...	367	...	8 315	...	5 698	...
56 25 to 64 years	1 746	...	1 433	...	34 221	...	26 115	...
57 65 years and over	612	...	408	...	5 206	...	3 244	...
58 Unknown	52	...	33	...	985	...	508	...
6 Drivers and passengers of motor coaches, buses, trolleybuses and tramcars	44	...	3	...	872	...	97	...
7 Drivers and passengers of goods road vehicles	182	...	152	...	2 789	...	2 044	...
8 Other drivers and passengers	57	194	48	...	458	3 622	333	...

3. Persons killed or injured in road traffic accidents by category of user and age group

3. Personnes tuées ou blessées dans les accidents de la circulation routière selon la catégorie d'usager de la route et le groupe d'âge

3. Число погибших или раненых в дорожно-транспортных происшествиях по категориям пользователей дорог и группам возраста

Unit : number - Unité : nombre - Единица: число

Description Description Описание	Killed - tuées - погибших				Injured - blessées - раненых			
	Total		Of which: drivers		Total		Of which: drivers	
	Total		Dont: conducteurs		Total		Dont: conducteurs	
	Всего		Погибшие: водители		Всего		Погибшие: водители	
	2003	2004	2003	2004	2003	2004	2003	2004
0 Total (1+2+3+4+5+6+7+8)	6 613	5 842	4 643	...	462 170	440 126	325 515	...
01 - of which: 0 to 9 years	108	153	16	...	18 783	37 132	3 387	...
02 10 to 14 years	100	...	33	...	21 260	...	10 320	...
03 15 to 17 years	316	264	124	...	30 442	29 779	17 722	...
04 18 to 20 years	720	1 269	513	...	48 915	90 954	34 518	...
05 21 to 24 years	672	...	523	...	47 668	...	35 371	...
06 25 to 64 years	3 367	2 950	2 709	...	255 742	242 386	200 445	...
07 65 years and over	1 329	1 201	725	...	38 807	39 114	23 317	...
08 Unknown	1	...	-	...	553	...	435	...
1 Pedestrians	812	838			35 015	34 077		
11 - of which: 0 to 9 years	33	...			6 234	...		
12 10 to 14 years	17	...			4 341	...		
13 15 to 17 years	28	...			1 921	...		
14 18 to 20 years	28	...			1 605	...		
15 21 to 24 years	22	...			1 687	...		
16 25 to 64 years	292	...			12 904	...		
17 65 years and over	392	...			6 209	...		
18 Unknown	-	...			114	...		
2 Drivers and passengers of cycles	616	475	615	...	75 659	73 162	75 092	...
21 - of which: 0 to 9 years	16	...	16	...	3 680	...	3 343	...
22 10 to 14 years	31	...	31	...	10 273	...	10 136	...
23 15 to 17 years	23	...	23	...	6 029	...	5 982	...
24 18 to 20 years	14	...	14	...	3 322	...	3 307	...
25 21 to 24 years	12	...	12	...	4 226	...	4 215	...
26 25 to 64 years	244	...	244	...	38 349	...	38 331	...
27 65 years and over	275	...	275	...	9 523	...	9 521	...
28 Unknown	1	...	-	...	257	...	257	...
3 Drivers and passengers of mopeds	134	122	129	...	18 204	17 759	16 745	...
31 - of which: 0 to 9 years	-	...	-	...	43	...	1	...
32 10 to 14 years	2	...	1	...	293	...	80	...
33 15 to 17 years	31	...	30	...	6 974	...	6 201	...
34 18 to 20 years	7	...	7	...	1 746	...	1 547	...
35 21 to 24 years	4	...	3	...	970	...	895	...
36 25 to 64 years	53	...	53	...	7 158	...	7 008	...
37 65 years and over	37	...	35	...	1 001	...	994	...
38 Unknown	-	...	-	...	19	...	19	...
4 Drivers and passengers of motorcycles	946	858	904	...	38 339	34 453	34 984	...
41 - of which: 0 to 9 years	-	...	-	...	77	...	1	...
42 10 to 14 years	5	...	1	...	290	...	23	...
43 15 to 17 years	63	...	56	...	6 002	...	5 050	...
44 18 to 20 years	56	...	53	...	3 025	...	2 648	...
45 21 to 24 years	98	...	94	...	3 229	...	2 933	...
46 25 to 64 years	706	...	682	...	24 903	...	23 551	...
47 65 years and over	18	...	18	...	790	...	755	...
48 Unknown	-	...	-	...	23	...	23	...
5 Drivers and passengers of passenger cars	3 774	3 238	2 746	...	272 965	259 605	185 818	...
51 - of which: 0 to 9 years	55	...	-	...	8 043	...	12	...
52 10 to 14 years	38	...	-	...	5 337	...	47	...
53 15 to 17 years	164	...	14	...	8 986	...	421	...
54 18 to 20 years	609	...	435	...	38 256	...	26 515	...
55 21 to 24 years	524	...	407	...	35 839	...	26 230	...
56 25 to 64 years	1 820	...	1 523	...	157 343	...	120 974	...
57 65 years and over	564	...	367	...	19 052	...	11 511	...
58 Unknown	-	...	-	...	109	...	108	...
6 Drivers and passengers of motor coaches, buses, trolleybuses and tramcars	17	16	4	...	5 574	4 978	597	...
7 Drivers and passengers of goods road vehicles	236	233	200	...	12 811	11 770	10 365	...
8 Other drivers and passengers	78	62	45	...	3 603	4 322	1 914	...

3. Persons killed or injured in road traffic accidents by category of user and age group

3. Personnes tuées ou blessées dans les accidents de la circulation routière selon la catégorie d'usager de la route et le groupe d'âge

3. Число погибших или раненых в дорожно-транспортных происшествиях по категориям пользователей дорог и группам возраста

Unit : number - Unité : nombre - Единица: число

Description Description Описание	Killed - tuées - погибших				Injured - blessées - раненых			
	Total		Of which: drivers		Total		Of which: drivers	
	Total		Dont: conducteurs		Total		Dont: conducteurs	
	2003	2004	2003	2004	2003	2004	2003	2004
0 Total (1+2+3+4+5+6+7+8)	1 605	1 670	1 010	1 017	20 737	20 179	12 457	12 313
01 - of which: 0 to 9 years	29	27	-	-	465	479	15	21
02 10 to 14 years	16	16	3	6	353	369	62	61
03 15 to 17 years	82	58	31	29	710	717	312	307
04 18 to 20 years	119	107	76	56	1 647	1 615	984	945
05 21 to 24 years	177	197	126	142	3 003	2 784	2 028	1 917
06 25 to 64 years	840	928	638	651	11 697	11 707	8 022	8 184
07 65 years and over	322	317	126	128	2 176	2 037	710	632
08 Unknown	20	20	10	2	686	471	324	246
1 Pedestrians	257	293			2 847	2 756		
11 - of which: 0 to 9 years	6	12			177	197		
12 10 to 14 years	3	3			119	107		
13 15 to 17 years	6	3			67	80		
14 18 to 20 years	5	3			97	85		
15 21 to 24 years	4	8			124	127		
16 25 to 64 years	77	106			1 141	1 108		
17 65 years and over	148	143			962	950		
18 Unknown	8	15			160	102		
2 Drivers and passengers of cycles	21	24	20	24	172	174	172	169
21 - of which: 0 to 9 years	-	3	-	3	15	22	15	21
22 10 to 14 years	3	2	3	2	45	43	45	42
23 15 to 17 years	-	2	-	2	15	24	15	21
24 18 to 20 years	-	1	-	1	9	7	9	7
25 21 to 24 years	1	-	1	-	5	7	5	7
26 25 to 64 years	12	7	11	7	61	55	61	55
27 65 years and over	5	9	5	9	20	14	20	14
28 Unknown	-	-	-	-	2	2	2	2
3 Drivers and passengers of mopeds	53	55	50	52	788	842	663	709
31 - of which: 0 to 9 years	-	-	-	-	4	4	-	-
32 10 to 14 years	-	1	-	1	6	9	3	3
33 15 to 17 years	5	4	4	4	69	93	53	68
34 18 to 20 years	6	4	6	3	132	126	110	103
35 21 to 24 years	3	6	3	6	114	119	87	94
36 25 to 64 years	25	25	23	24	384	432	337	386
37 65 years and over	12	15	12	14	62	49	60	45
38 Unknown	2	-	2	-	17	10	13	10
4 Drivers and passengers of motorcycles	311	382	282	331	7 042	6 948	5 996	5 995
41 - of which: 0 to 9 years	-	-	-	-	20	12	-	-
42 10 to 14 years	-	3	-	2	31	38	13	14
43 15 to 17 years	32	19	22	18	308	290	218	200
44 18 to 20 years	39	40	34	26	782	712	602	554
45 21 to 24 years	53	66	51	56	1 408	1 348	1 164	1 138
46 25 to 64 years	168	232	157	212	4 116	4 243	3 678	3 819
47 65 years and over	14	18	14	15	128	126	121	118
48 Unknown	5	4	4	2	249	179	200	152
5 Drivers and passengers of passenger cars	751	770	519	502	8 472	8 178	4 906	4 770
51 - of which: 0 to 9 years	17	12	-	-	224	216	-	-
52 10 to 14 years	8	5	-	1	126	141	-	1
53 15 to 17 years	17	21	5	3	191	160	24	13
54 18 to 20 years	63	50	36	22	573	629	242	262
55 21 to 24 years	104	111	65	77	1 226	1 108	716	638
56 25 to 64 years	449	481	363	343	5 144	5 095	3 437	3 435
57 65 years and over	89	90	47	56	751	676	383	349
58 Unknown	4	-	3	-	237	153	104	72
6 Drivers and passengers of motor coaches, buses, trolleybuses and tramcars	38	8	1	-	359	292	35	32
7 Drivers and passengers of goods road vehicles	123	99	93	74	974	902	621	583
8 Other drivers and passengers	51	39	45	34	83	87	64	55

3. Persons killed or injured in road traffic accidents by category of user and age group

3. Personnes tuées ou blessées dans les accidents de la circulation routière selon la catégorie d'usager de la route et le groupe d'âge

3. Число погибших или раненых в дорожно-транспортных происшествиях по категориям пользователей дорог и группам возраста

Unit : number - Unité : nombre - Единица: число

Description Description Описание	Killed - tuées - погибших				Injured - blessées - раненых			
	Total		Of which: drivers		Total		Of which: drivers	
	Total		Dont: conducteurs		Total		Dont: conducteurs	
	2003	2004	2003	2004	2003	2004	2003	2004
0 Total (1+2+3+4+5+6+7+8)	1 326	1 296	693	701	26 627	28 054	13 898	14 748
01 - of which: 0 to 9 years	17	25	3	1	1 196	1 230	127	132
02 10 to 14 years	16	14	5	1	1 208	1 225	362	358
03 15 to 17 years	32	20	8	8	1 193	1 205	451	443
04 18 to 20 years	52	50	22	22	1 756	2 034	764	872
05 21 to 24 years	77	88	40	51	2 932	3 082	1 614	1 678
06 25 to 64 years	878	868	503	516	15 946	16 805	9 574	10 207
07 65 years and over	232	214	104	98	2 335	2 373	993	1 033
08 Unknown	22	17	8	4	61	100	13	25
1 Pedestrians	299	326			3 692	3 708		
11 - of which: 0 to 9 years	4	8			327	331		
12 10 to 14 years	5	6			351	360		
13 15 to 17 years	2	7			187	183		
14 18 to 20 years	3	6			143	148		
15 21 to 24 years	7	8			174	192		
16 25 to 64 years	179	184			1 710	1 726		
17 65 years and over	89	98			785	754		
18 Unknown	10	9			15	14		
2 Drivers and passengers of cycles	178	183	178	182	2 745	3 131	2 691	3 076
21 - of which: 0 to 9 years	2	2	2	1	148	171	114	132
22 10 to 14 years	4	-	4	-	305	315	296	310
23 15 to 17 years	1	3	1	3	160	135	156	134
24 18 to 20 years	2	2	2	2	82	107	82	105
25 21 to 24 years	5	5	5	5	126	131	122	131
26 25 to 64 years	105	111	105	111	1 457	1 731	1 455	1 725
27 65 years and over	54	58	54	58	465	539	464	537
28 Unknown	5	2	5	2	2	2	2	2
3 Drivers and passengers of mopeds	36	22	34	22	1 171	1 335	1 122	1 299
31 - of which: 0 to 9 years	-	-	-	-	5	2	2	-
32 10 to 14 years	1	-	1	-	32	41	27	38
33 15 to 17 years	4	-	3	-	154	185	140	175
34 18 to 20 years	1	2	1	2	126	112	118	109
35 21 to 24 years	3	1	3	1	139	142	135	137
36 25 to 64 years	19	14	18	14	612	759	599	747
37 65 years and over	7	5	7	5	101	93	101	92
38 Unknown	1	-	1	-	-	1	-	1
4 Drivers and passengers of motorcycles	66	72	56	68	976	1 411	804	1 206
41 - of which: 0 to 9 years	-	1	-	1	5	11	1	3
42 10 to 14 years	-	-	-	-	10	64	3	51
43 15 to 17 years	3	2	1	2	62	149	45	107
44 18 to 20 years	5	8	3	6	98	231	73	186
45 21 to 24 years	7	61	5	59	203	937	157	841
46 25 to 64 years	50	...	46	...	583	14	510	14
47 65 years and over	1	-	1	-	15	5	13	4
48 Unknown	-	-	-	-	2	-	2	-
5 Drivers and passengers of passenger cars	640	606	375	373	15 693	16 245	8 147	8 190
51 - of which: 0 to 9 years	11	15	1	-	638	679	7	-
52 10 to 14 years	5	7	-	-	464	458	32	7
53 15 to 17 years	21	8	3	3	574	588	99	78
54 18 to 20 years	40	36	16	15	1 185	1 409	461	523
55 21 to 24 years	48	61	24	39	2 099	2 170	1 106	1 126
56 25 to 64 years	440	430	288	285	9 912	10 129	6 072	6 097
57 65 years and over	69	46	41	29	788	753	363	342
58 Unknown	6	3	2	2	33	59	7	17
6 Drivers and passengers of motor coaches, buses, trolleybuses and tramcars	39	6	3	1	512	658	57	36
7 Drivers and passengers of goods road vehicles	55	69	39	47	1 512	1 359	933	811
8 Other drivers and passengers	13	12	8	8	326	207	144	130

3. Persons killed or injured in road traffic accidents by category of user and age group

3. Personnes tuées ou blessées dans les accidents de la circulation routière selon la catégorie d'usager de la route et le groupe d'âge

3. Число погибших или раненых в дорожно-транспортных происшествиях по категориям пользователей дорог и группам возраста

Unit : number - Unité : nombre - Единица: число

Description Description Описание	Killed - tuées - погибших				Injured - blessées - раненых			
	Total		Of which: drivers		Total		Of which: drivers	
	Total		Dont: conducteurs		Total		Dont: conducteurs	
	2003	2004	2003	2004	2003	2004	2003	2004
0 Total (1+2+3+4+5+6+7+8)	23	23	11	13	1 221	1 156	712	667
01 - of which: 0 to 9 years	1	-	-	-	80	58	20	14
02 10 to 14 years	1	3	-	-	61	58	13	16
03 15 to 17 years	1	1	-	1	120	127	57	56
04 18 to 20 years	2	-	1	-	177	158	102	93
05 21 to 24 years	3	4	1	4	130	146	77	102
06 25 to 64 years	8	11	6	6	547	520	387	341
07 65 years and over	7	4	3	2	95	83	53	42
08 Unknown	-	-	-	-	11	6	4	3
1 Pedestrians	3	3			82	86		
11 - of which: 0 to 9 years	-	-			18	15		
12 10 to 14 years	-	1			16	18		
13 15 to 17 years	-	-			7	4		
14 18 to 20 years	-	-			6	3		
15 21 to 24 years	-	-			7	4		
16 25 to 64 years	1	1			21	30		
17 65 years and over	2	1			7	11		
18 Unknown	-	-			-	1		
2 Drivers and passengers of cycles	-	-	-	-	58	47	57	47
21 - of which: 0 to 9 years	-	-	-	-	20	14	19	14
22 10 to 14 years	-	-	-	-	13	15	13	15
23 15 to 17 years	-	-	-	-	4	2	4	2
24 18 to 20 years	-	-	-	-	1	5	1	5
25 21 to 24 years	-	-	-	-	2	2	2	2
26 25 to 64 years	-	-	-	-	16	8	16	8
27 65 years and over	-	-	-	-	2	1	2	1
28 Unknown	-	-	-	-	-	-	-	-
3 Drivers and passengers of mopeds	-	-	-	-	9	3	8	3
31 - of which: 0 to 9 years	-	-	-	-	-	-	-	-
32 10 to 14 years	-	-	-	-	-	-	-	-
33 15 to 17 years	-	-	-	-	8	1	7	1
34 18 to 20 years	-	-	-	-	-	1	-	1
35 21 to 24 years	-	-	-	-	-	1	-	1
36 25 to 64 years	-	-	-	-	1	-	1	-
37 65 years and over	-	-	-	-	-	-	-	-
38 Unknown	-	-	-	-	-	-	-	-
4 Drivers and passengers of motorcycles	-	2	-	2	16	26	16	24
41 - of which: 0 to 9 years	-	-	-	-	-	-	-	-
42 10 to 14 years	-	-	-	-	-	-	-	-
43 15 to 17 years	-	-	-	-	-	1	-	1
44 18 to 20 years	-	-	-	-	-	2	-	1
45 21 to 24 years	-	1	-	1	2	6	2	5
46 25 to 64 years	-	1	-	1	14	17	14	17
47 65 years and over	-	-	-	-	-	-	-	-
48 Unknown	-	-	-	-	-	-	-	-
5 Drivers and passengers of passenger cars	18	16	10	9	966	914	577	538
51 - of which: 0 to 9 years	1	-	-	-	41	29	-	-
52 10 to 14 years	1	2	-	-	30	23	-	1
53 15 to 17 years	1	1	-	1	99	113	46	48
54 18 to 20 years	2	-	1	-	166	145	97	84
55 21 to 24 years	-	2	1	2	103	121	60	84
56 25 to 64 years	6	8	5	4	440	411	320	277
57 65 years and over	5	3	3	2	76	68	50	41
58 Unknown	-	-	-	-	11	4	4	3
6 Drivers and passengers of motor coaches, buses, trolleybuses and tramcars	-	-	-	-	29	12	3	6
7 Drivers and passengers of goods road vehicles	2	2	1	2	60	60	50	42
8 Other drivers and passengers	-	-	-	-	1	8	1	7

3. Persons killed or injured in road traffic accidents by category of user and age group

3. Personnes tuées ou blessées dans les accidents de la circulation routière selon la catégorie d'usager de la route et le groupe d'âge

3. Число погибших или раненых в дорожно-транспортных происшествиях по категориям пользователей дорог и группам возраста

Unit : number - Unité : nombre - Единица: число

Description Description Описание	Killed - tuées - погибших				Injured - blessées - раненых			
	Total		Of which: drivers		Total		Of which: drivers	
	Total		Dont: conducteurs		Total		Dont: conducteurs	
	2003	2004	2003	2004	2003	2004	2003	2004
0 Total (1+2+3+4+5+6+7+8)	335	374	197	216	8 262	7 867	5 044	4 994
01 - of which: 0 to 9 years	12	4	-	1	352	286	16	9
02 10 to 14 years	4	3	-	-	250	250	24	21
03 15 to 17 years	12	15	3	4	375	374	144	157
04 18 to 20 years	34	45	21	25	712	739	400	427
05 21 to 24 years	48	51	35	40	932	929	615	635
06 25 to 64 years	166	177	117	112	4 328	4 123	3 133	3 070
07 65 years and over	53	61	19	24	517	488	270	284
08 Unknown	6	18	3	10	796	678	455	398
1 Pedestrians	64	70			1 051	912		
11 - of which: 0 to 9 years	6	2			148	116		
12 10 to 14 years	1	-			96	95		
13 15 to 17 years	1	1			59	56		
14 18 to 20 years	2	3			72	63		
15 21 to 24 years	3	3			77	80		
16 25 to 64 years	27	28			371	334		
17 65 years and over	22	28			131	88		
18 Unknown	2	5			97	80		
2 Drivers and passengers of cycles	11	11	11	11	296	287	296	287
21 - of which: 0 to 9 years	1	-	1	-	20	20	20	20
22 10 to 14 years	2	-	2	-	22	42	22	42
23 15 to 17 years	-	2	-	2	17	13	17	13
24 18 to 20 years	-	-	-	-	23	14	23	14
25 21 to 24 years	1	1	1	1	30	24	30	24
26 25 to 64 years	2	5	2	5	139	136	139	136
27 65 years and over	4	3	4	3	10	10	10	10
28 Unknown	1	-	1	-	35	28	35	28
3 Drivers and passengers of mopeds
31 - of which: 0 to 9 years
32 10 to 14 years
33 15 to 17 years
34 18 to 20 years
35 21 to 24 years
36 25 to 64 years
37 65 years and over
38 Unknown
4 Drivers and passengers of motorcycles	55	50	50	47	785	631	640	525
41 - of which: 0 to 9 years	-	-	-	-	-	1	-	-
42 10 to 14 years	-	-	-	-	4	3	-	2
43 15 to 17 years	1	1	1	1	74	68	61	52
44 18 to 20 years	5	5	4	5	126	78	106	64
45 21 to 24 years	8	15	7	13	125	99	100	86
46 25 to 64 years	41	26	38	26	395	337	317	306
47 65 years and over	-	2	-	2	7	4	5	4
48 Unknown	-	1	-	-	53	41	17	11
5 Drivers and passengers of passenger cars	172	208	110	131	5 349	5 187	3 491	3 520
51 - of which: 0 to 9 years	5	1	-	-	168	141	-	-
52 10 to 14 years	1	3	-	-	111	97	3	5
53 15 to 17 years	8	10	-	2	200	197	45	49
54 18 to 20 years	22	34	11	17	434	510	217	275
55 21 to 24 years	29	25	20	18	616	640	406	450
56 25 to 64 years	82	99	62	67	2 946	2 793	2 261	2 210
57 65 years and over	21	25	14	19	335	357	229	251
58 Unknown	4	11	3	8	539	452	330	280
6 Drivers and passengers of motor coaches, buses, trolleybuses and tramcars
7 Drivers and passengers of goods road vehicles
8 Other drivers and passengers	33	35	24	25	781	850	474	527

3. Persons killed or injured in road traffic accidents by category of user and age group

3. Personnes tuées ou blessées dans les accidents de la circulation routière selon la catégorie d'usager de la route et le groupe d'âge

3. Число погибших или раненых в дорожно-транспортных происшествиях по категориям пользователей дорог и группам возраста

Unit : number - Unité : nombre - Единица: число

Description Description Описание	Killed - tuées - погибших				Injured - blessées - раненых			
	Total		Of which: drivers		Total		Of which: drivers	
	Total		Dont: conducteurs		Total		Dont: conducteurs	
	2003	2004	2003	2004	2003	2004	2003	2004
0 Total (1+2+3+4+5+6+7+8)	451	480	196	184	36 629	36 439	19 583	19 699
01 - of which: 0 to 9 years	37	34	3	1	2 489	2 545	33	39
02 10 to 14 years	11	22	2	3	1 274	1 192	68	81
03 15 to 17 years	11	18	4	1	1 543	1 479	280	305
04 18 to 20 years	42	31	15	11	4 392	4 522	2 111	2 224
05 21 to 24 years	46	65	26	31	5 160	5 012	3 000	2 985
06 25 to 64 years	222	222	132	118	19 861	19 789	13 336	13 302
07 65 years and over	82	88	14	19	1 725	1 822	621	736
08 Unknown	-	-	-	-	185	78	134	54
1 Pedestrians	163	175			2 828	2 822		
11 - of which: 0 to 9 years	26	26			469	481		
12 10 to 14 years	7	8			245	223		
13 15 to 17 years	3	8			154	156		
14 18 to 20 years	9	2			151	152		
15 21 to 24 years	5	10			163	158		
16 25 to 64 years	53	63			1 017	1 048		
17 65 years and over	60	58			591	581		
18 Unknown	-	-			38	23		
2 Drivers and passengers of cycles	23	13	23	13	316	377	308	366
21 - of which: 0 to 9 years	2	1	2	1	34	40	33	38
22 10 to 14 years	2	1	2	1	67	81	64	77
23 15 to 17 years	-	-	-	-	22	35	21	33
24 18 to 20 years	1	-	1	-	8	13	7	12
25 21 to 24 years	-	2	-	2	17	23	17	22
26 25 to 64 years	13	7	13	7	124	136	122	136
27 65 years and over	5	2	5	2	43	47	43	46
28 Unknown	-	-	-	-	1	2	1	2
3 Drivers and passengers of mopeds	7	5	7	5	947	947	884	882
31 - of which: 0 to 9 years	-	-	-	-	2	1	-	-
32 10 to 14 years	-	1	-	1	6	-	1	-
33 15 to 17 years	2	-	2	-	136	135	127	119
34 18 to 20 years	1	-	1	-	128	151	122	137
35 21 to 24 years	1	-	1	-	180	203	164	186
36 25 to 64 years	2	3	2	3	484	445	460	429
37 65 years and over	1	1	1	1	7	12	6	11
38 Unknown	-	-	-	-	4	-	4	-
4 Drivers and passengers of motorcycles	33	27	31	24	1 479	1 460	1 342	1 333
41 - of which: 0 to 9 years	-	-	-	-	2	1	-	-
42 10 to 14 years	-	-	-	-	1	1	-	-
43 15 to 17 years	-	1	-	-	14	16	6	3
44 18 to 20 years	-	1	-	-	109	129	80	107
45 21 to 24 years	8	6	7	5	396	371	358	332
46 25 to 64 years	25	18	24	18	937	931	880	880
47 65 years and over	-	1	-	1	12	8	12	8
48 Unknown	-	-	-	-	8	3	6	3
5 Drivers and passengers of passenger cars	163	204	98	114	24 952	24 840	14 054	14 267
51 - of which: 0 to 9 years	6	4	1	-	1 616	1 629	-	-
52 10 to 14 years	1	7	-	-	709	615	-	2
53 15 to 17 years	2	6	1	1	902	906	107	120
54 18 to 20 years	22	26	10	11	3 372	3 507	1 673	1 760
55 21 to 24 years	25	41	13	22	3 654	3 559	2 087	2 089
56 25 to 64 years	93	100	66	70	13 721	13 592	9 626	9 654
57 65 years and over	14	20	7	10	914	1 003	503	614
58 Unknown	-	-	-	-	64	29	58	28
6 Drivers and passengers of motor coaches, buses, trolleybuses and tramcars	5	5	2	-	1 154	1 429	244	218
7 Drivers and passengers of goods road vehicles	50	40	30	20	4 770	4 418	2 626	2 543
8 Other drivers and passengers	7	11	5	8	183	146	125	90

3. Persons killed or injured in road traffic accidents by category of user and age group

3. Personnes tuées ou blessées dans les accidents de la circulation routière selon la catégorie d'usager de la route et le groupe d'âge

3. Число погибших или раненых в дорожно-транспортных происшествиях по категориям пользователей дорог и группам возраста

Unit : number - Unité : nombre - Единица: число

Description Description Описание	Killed - tuées - погибших				Injured - blessées - раненых			
	Total		Of which: drivers		Total		Of which: drivers	
	Total		Dont: conducteurs		Total		Dont: conducteurs	
	Всего		Погибшие: водители		Всего		Погибшие: водители	
	2003	2004	2003	2004	2003	2004	2003	2004
0 Total (1+2+3+4+5+6+7+8)	2 754	3 136	799	987	16 951	18 794	3 655	4 102
01 - of which: 0 to 9 years	136	170	1	3	1 160	1 342	20	10
02 10 to 14 years	94	80	5	5	1 117	1 210	64	65
03 15 to 17 years	91	105	21	21	923	1 121	115	129
04 18 to 20 years	236	229	64	67	1 652	1 820	326	504
05 21 to 24 years	335	409	117	120	2 082	2 634	698	1 272
06 25 to 64 years	1 682	1 956	566	738	9 320	9 853	2 347	2 044
07 65 years and over	175	184	25	33	695	813	85	78
08 Unknown	5	3	-	-	2	1	-	-
1 Pedestrians	995	2 051			6 664	6 569		
11 - of which: 0 to 9 years	79	171			756	816		
12 10 to 14 years	48	84			660	701		
13 15 to 17 years	29	57			347	409		
14 18 to 20 years	74	143			535	539		
15 21 to 24 years	86	204			649	695		
16 25 to 64 years	582	1 158			3 357	2 994		
17 65 years and over	94	229			359	414		
18 Unknown	3	5			1	1		
2 Drivers and passengers of cycles	44	132	32	41	287	306	232	245
21 - of which: 0 to 9 years	2	12	1	3	24	29	18	18
22 10 to 14 years	7	15	3	6	27	74	47	45
23 15 to 17 years	2	35	1	5	42	45	3	31
24 18 to 20 years	3	4	8	-	24	30	24	44
25 21 to 24 years	2	8	2	4	15	18	12	17
26 25 to 64 years	27	55	16	21	137	95	120	82
27 65 years and over	1	3	1	2	18	15	8	8
28 Unknown	-	-	-	-	-	-	-	-
3 Drivers and passengers of mopeds	3	9	2	3	27	19	18	17
31 - of which: 0 to 9 years	-	-	-	-	1	1	-	-
32 10 to 14 years	-	1	-	1	7	1	2	-
33 15 to 17 years	-	3	-	-	4	3	3	3
34 18 to 20 years	-	1	-	1	5	3	4	3
35 21 to 24 years	-	-	-	-	3	4	3	4
36 25 to 64 years	3	4	2	1	7	7	5	7
37 65 years and over	-	-	-	-	-	-	1	-
38 Unknown	-	-	-	-	-	-	-	-
4 Drivers and passengers of motorcycles	170	138	98	89	819	738	483	417
41 - of which: 0 to 9 years	2	2	-	-	17	10	-	-
42 10 to 14 years	6	4	2	2	28	37	12	6
43 15 to 17 years	17	12	14	9	126	94	62	42
44 18 to 20 years	20	22	15	16	166	164	91	75
45 21 to 24 years	27	24	17	13	203	176	114	90
46 25 to 64 years	94	69	48	47	271	249	200	198
47 65 years and over	4	5	2	2	8	8	4	6
48 Unknown	-	-	-	-	-	-	-	-
5 Drivers and passengers of passenger cars	1 438	1 790	642	855	8 478	10 375	2 717	3 421
51 - of which: 0 to 9 years	47	64	-	-	346	427	2	-
52 10 to 14 years	31	39	-	-	362	386	3	1
53 15 to 17 years	42	63	6	8	382	657	47	31
54 18 to 20 years	130	113	40	49	855	953	204	300
55 21 to 24 years	206	174	96	105	1 125	1 439	553	555
56 25 to 64 years	906	1 237	485	663	5 122	6 155	1 864	2 454
57 65 years and over	74	99	15	30	285	357	44	80
58 Unknown	2	1	-	-	1	1	-	-
6 Drivers and passengers of motor coaches, buses, trolleybuses and tramcars	49	36	6	8	404	373	105	49
7 Drivers and passengers of goods road vehicles	21	29	11	5	141	140	71	20
8 Other drivers and passengers	34	32	8	3	131	195	29	46

3. Persons killed or injured in road traffic accidents by category of user and age group

3. Personnes tuées ou blessées dans les accidents de la circulation routière selon la catégorie d'usager de la route et le groupe d'âge

3. Число погибших или раненых в дорожно-транспортных происшествиях по категориям пользователей дорог и группам возраста

Unit : number - Unité : nombre - Единица: число

Description Description Описание	Killed - tuées - погибших				Injured - blessées - раненых			
	Total		Of which: drivers		Total		Of which: drivers	
	Total		Dont: conducteurs		Total		Dont: conducteurs	
	Всего		Погибшие: водители		Всего		Погибшие: водители	
	2003	2004	2003	2004	2003	2004	2003	2004

Kyrgyzstan - Kirghizistan - Кыргызстан

0	Total (1+2+3+4+5+6+7+8)	897	892	172	195	4 091	3 969	738	871
01	- of which: 0 to 9 years	70	74	-	1	359	324	2	2
02	10 to 14 years	29	36	3	4	261	243	24	15
03	15 to 17 years	10	16	4	5	100	109	11	12
04	18 to 20 years	75	60	12	10	439	410	52	75
05	21 to 24 years	74	74	18	16	457	458	96	122
06	25 to 64 years	350	586	86	142	1 500	2 290	353	568
07	65 years and over	244	...	47	...	845	...	193	...
08	Unknown	45	46	2	17	130	135	7	77
1	Pedestrians	455	427			1 650	1 516		
11	- of which: 0 to 9 years	55	56			278	228		
12	10 to 14 years	23	20			157	155		
13	15 to 17 years	5	5			54	50		
14	18 to 20 years	32	28			188	145		
15	21 to 24 years	21	28			157	136		
16	25 to 64 years	157	261			444	715		
17	65 years and over	131	...			297	...		
18	Unknown	31	29			75	87		
2	Drivers and passengers of cycles	24	27	23	27	107	87	104	69
21	- of which: 0 to 9 years	-	1	-	1	2	4	2	-
22	10 to 14 years	3	3	3	3	22	16	20	14
23	15 to 17 years	-	4	-	4	9	9	9	4
24	18 to 20 years	4	3	4	3	19	13	19	13
25	21 to 24 years	3	2	2	2	10	8	9	7
26	25 to 64 years	6	10	6	10	19	33	19	27
27	65 years and over	6	...	6	...	22	...	22	...
28	Unknown	2	4	2	4	4	4	4	4
3	Drivers and passengers of mopeds	-	-	-	-	-	10	-	8
31	- of which: 0 to 9 years	-	-	-	-	1	1	-	-
32	10 to 14 years	-	-	-	-	-	1	-	-
33	15 to 17 years	-	-	-	-	-	5	-	4
34	18 to 20 years	-	-	-	-	-	-	-	-
35	21 to 24 years	-	-	-	-	-	-	-	-
36	25 to 64 years	-	-	-	-	-	4	-	4
37	65 years and over	-	-	-	-	-	-	-	-
38	Unknown	-	-	-	-	-	-	-	-
4	Drivers and passengers of motorcycles	24	17	19	13	100	126	49	80
41	- of which: 0 to 9 years	-	-	-	-	1	1	-	1
42	10 to 14 years	-	1	-	1	5	3	1	-
43	15 to 17 years	4	1	4	1	7	6	1	4
44	18 to 20 years	2	2	1	1	21	25	10	17
45	21 to 24 years	5	3	4	2	17	28	8	15
46	25 to 64 years	13	10	10	8	49	62	29	43
47	65 years and over	-	-	-	-	-	-	-	-
48	Unknown	-	-	-	-	-	-	-	-
5	Drivers and passengers of passenger cars	391	415	127	154	2 211	2 207	569	696
51	- of which: 0 to 9 years	15	16	-	-	78	89	-	-
52	10 to 14 years	3	11	-	-	76	66	2	-
53	15 to 17 years	1	5	-	-	30	37	1	-
54	18 to 20 years	37	27	7	6	209	225	21	43
55	21 to 24 years	44	41	11	12	268	284	76	96
56	25 to 64 years	172	302	68	123	973	1 472	295	484
57	65 years and over	107	...	41	...	526	...	171	...
58	Unknown	12	13	-	13	51	34	3	73
6	Drivers and passengers of motor coaches, buses, trolleybuses and tramcars
7	Drivers and passengers of goods road vehicles
8	Other drivers and passengers	3	6	3	1	23	23	16	18

3. Persons killed or injured in road traffic accidents by category of user and age group

3. Personnes tuées ou blessées dans les accidents de la circulation routière selon la catégorie d'usager de la route et le groupe d'âge

3. Число погибших или раненых в дорожно-транспортных происшествиях по категориям пользователей дорог и группам возраста

Unit : number - Unité : nombre - Единица: число

Description Description Описание	Killed - tuées - погибших				Injured - blessées - раненых			
	Total		Of which: drivers		Total		Of which: drivers	
	Total		Dont: conducteurs		Total		Dont: conducteurs	
	2003	2004	2003	2004	2003	2004	2003	2004
0 Total (1+2+3+4+5+6+7+8)	493	516	206	191	6 639	6 416	2 608	2 411
01 - of which: 0 to 9 years	7	3	-	-	341	285	21	16
02 10 to 14 years	9	3	5	1	400	364	82	70
03 15 to 17 years	16	21	3	5	360	307	108	68
04 18 to 20 years	40	31	14	10	636	598	221	190
05 21 to 24 years	51	42	26	24	712	798	340	343
06 25 to 64 years	281	312	133	138	3 619	3 508	1 715	1 625
07 65 years and over	69	80	21	11	547	523	115	97
08 Unknown	20	24	4	2	24	33	6	2
1 Pedestrians	181	197			1 790	1 622		
11 - of which: 0 to 9 years	4	2			180	126		
12 10 to 14 years	-	1			199	177		
13 15 to 17 years	4	1			84	83		
14 18 to 20 years	5	2			110	106		
15 21 to 24 years	10	1			102	98		
16 25 to 64 years	98	110			826	781		
17 65 years and over	44	61			276	228		
18 Unknown	16	19			13	23		
2 Drivers and passengers of cycles	40	30	40	30	410	345	408	344
21 - of which: 0 to 9 years	-	-	-	-	20	16	20	16
22 10 to 14 years	5	1	5	1	55	56	54	55
23 15 to 17 years	-	1	-	1	34	21	33	21
24 18 to 20 years	-	-	-	-	27	17	27	17
25 21 to 24 years	-	2	-	2	25	23	25	23
26 25 to 64 years	23	22	23	22	198	174	198	174
27 65 years and over	9	3	9	3	48	36	48	36
28 Unknown	3	1	3	1	3	2	3	2
3 Drivers and passengers of mopeds	6	4	4	3	171	112	141	99
31 - of which: 0 to 9 years	-	-	-	-	4	1	1	-
32 10 to 14 years	-	-	-	-	16	10	13	10
33 15 to 17 years	-	1	-	-	27	18	23	14
34 18 to 20 years	1	1	1	1	24	20	18	16
35 21 to 24 years	-	-	-	-	15	18	12	15
36 25 to 64 years	4	1	2	1	75	42	65	42
37 65 years and over	1	1	1	1	9	2	8	2
38 Unknown	-	-	-	-	1	-	1	-
4 Drivers and passengers of motorcycles	15	21	12	19	229	187	200	157
41 - of which: 0 to 9 years	-	-	-	-	1	-	-	-
42 10 to 14 years	-	-	-	-	12	2	10	2
43 15 to 17 years	2	2	1	2	28	19	22	15
44 18 to 20 years	3	3	2	3	43	28	38	21
45 21 to 24 years	2	6	2	5	38	41	36	34
46 25 to 64 years	6	10	5	9	102	96	92	85
47 65 years and over	1	-	1	-	3	1	2	-
48 Unknown	1	-	1	-	1	-	-	-
5 Drivers and passengers of passenger cars	227	228	130	119	3 590	3 572	1 716	1 657
51 - of which: 0 to 9 years	3	-	-	-	121	129	-	-
52 10 to 14 years	4	1	-	-	113	113	4	3
53 15 to 17 years	10	15	2	1	177	158	28	17
54 18 to 20 years	30	25	10	6	407	405	131	131
55 21 to 24 years	38	30	23	16	497	571	254	260
56 25 to 64 years	129	139	86	88	2 131	2 031	1 246	1 189
57 65 years and over	13	15	9	7	140	160	51	57
58 Unknown	-	3	-	1	4	5	2	-
6 Drivers and passengers of motor coaches, buses, trolleybuses and tramcars	2	11	2	-	244	341	14	15
7 Drivers and passengers of goods road vehicles	10	16	8	12	168	205	104	115
8 Other drivers and passengers	12	9	10	8	37	32	25	24

3. Persons killed or injured in road traffic accidents by category of user and age group

3. Personnes tuées ou blessées dans les accidents de la circulation routière selon la catégorie d'usager de la route et le groupe d'âge

3. Число погибших или раненых в дорожно-транспортных происшествиях по категориям пользователей дорог и группам возраста

Unit : number - Unité : nombre - Единица: число

Description Description Описание	Killed - tuées - погибших				Injured - blessées - раненых			
	Total		Of which: drivers		Total		Of which: drivers	
	Total		Dont: conducteurs		Total		Dont: conducteurs	
	2003	2004	2003	2004	2003	2004	2003	2004
0 Total (1+2+3+4+5+6+7+8)	709	752	305	319	7 266	7 862	2 677	2 890
01 - of which: 0 to 9 years	16	9	2	-	555	610	56	45
02 10 to 14 years	10	8	3	3	471	516	132	119
03 15 to 17 years	29	33	7	9	473	533	120	137
04 18 to 20 years	57	57	24	26	733	812	264	276
05 21 to 24 years	58	62	33	28	780	823	356	380
06 25 to 64 years	429	470	206	223	3 596	3 931	1 571	1 779
07 65 years and over	101	113	30	30	630	637	177	154
08 Unknown	9	-	-	-	28	-	-	-
1 Pedestrians	218	263			2 049	2 146		
11 - of which: 0 to 9 years	5	5			319	337		
12 10 to 14 years	5	2			205	226		
13 15 to 17 years	4	5			110	105		
14 18 to 20 years	5	7			117	122		
15 21 to 24 years	4	13			102	97		
16 25 to 64 years	132	160			864	930		
17 65 years and over	54	71			313	329		
18 Unknown	9	-			19	-		
2 Drivers and passengers of cycles	85	83	85	82	615	544	603	537
21 - of which: 0 to 9 years	2	-	2	-	59	49	56	45
22 10 to 14 years	3	2	3	2	107	94	106	92
23 15 to 17 years	1	1	1	1	45	33	42	33
24 18 to 20 years	-	1	-	1	24	20	24	20
25 21 to 24 years	4	1	4	1	22	17	21	16
26 25 to 64 years	55	55	55	55	252	250	251	250
27 65 years and over	20	23	20	22	105	81	103	81
28 Unknown	-	-	-	-	1	-	-	-
3 Drivers and passengers of mopeds	5	5	4	5	142	142	115	126
31 - of which: 0 to 9 years	-	-	-	-	-	-	-	-
32 10 to 14 years	-	1	-	1	31	24	23	20
33 15 to 17 years	2	1	1	1	43	42	30	35
34 18 to 20 years	-	-	-	-	12	19	10	16
35 21 to 24 years	-	-	-	-	8	10	8	10
36 25 to 64 years	3	1	3	1	39	45	36	43
37 65 years and over	-	2	-	2	8	2	8	2
38 Unknown	-	-	-	-	-	-	-	-
4 Drivers and passengers of motorcycles	20	16	16	12	176	187	136	151
41 - of which: 0 to 9 years	-	-	-	-	2	1	-	-
42 10 to 14 years	-	-	-	-	5	4	3	2
43 15 to 17 years	4	3	2	2	35	32	24	26
44 18 to 20 years	4	1	4	1	34	28	24	17
45 21 to 24 years	7	2	6	1	29	32	26	26
46 25 to 64 years	5	10	4	8	67	90	55	80
47 65 years and over	-	-	-	-	4	-	4	-
48 Unknown	-	-	-	-	-	-	-	-
5 Drivers and passengers of passenger cars	343	330	186	192	3 898	4 397	1 708	1 917
51 - of which: 0 to 9 years	7	4	-	-	164	214	-	-
52 10 to 14 years	2	3	-	-	113	152	-	5
53 15 to 17 years	18	23	3	5	234	309	24	42
54 18 to 20 years	45	42	20	21	528	586	204	220
55 21 to 24 years	41	46	23	26	598	636	298	315
56 25 to 64 years	207	198	131	135	2 102	2 327	1 130	1 272
57 65 years and over	23	14	9	5	151	173	51	63
58 Unknown	-	-	-	-	8	-	1	-
6 Drivers and passengers of motor coaches, buses, trolleybuses and tramcars	3	24	2	8	190	218	29	31
7 Drivers and passengers of goods road vehicles	11	11	5	8	109	116	59	72
8 Other drivers and passengers	24	20	7	12	87	112	27	56

Lithuania - Lituanie - Литва

3. Persons killed or injured in road traffic accidents by category of user and age group

3. Personnes tuées ou blessées dans les accidents de la circulation routière selon la catégorie d'usager de la route et le groupe d'âge

3. Число погибших или раненых в дорожно-транспортных происшествиях по категориям пользователей дорог и группам возраста

Unit : number - Unité : nombre - Единица: число

Description Description Описание	Killed - tuées - погибших				Injured - blessées - раненых			
	Total		Of which: drivers		Total		Of which: drivers	
	Total		Dont: conducteurs		Total		Dont: conducteurs	
	Всего		Погибшие: водители		Всего		Погибшие: водители	
	2003	2004	2003	2004	2003	2004	2003	2004
0 Total (1+2+3+4+5+6+7+8)	53	49	36	...	1 052	1 079	660	...
01 - of which: 0 to 9 years	1	...	-	...	37	...	1	...
02 10 to 14 years	-	...	-	...	23	...	2	...
03 15 to 17 years	1	...	-	...	26	...	11	...
04 18 to 20 years	4	...	3	...	79	...	62	...
05 21 to 24 years	6	...	4	...	105	...	77	...
06 25 to 64 years	35	...	28	...	560	...	471	...
07 65 years and over	6	...	1	...	66	...	26	...
08 Unknown	-	...	-	...	156	...	10	...
1 Pedestrians	7	131
11 - of which: 0 to 9 years	-	...	-	...	20	...	-	...
12 10 to 14 years	-	...	-	...	13	...	-	...
13 15 to 17 years	-	...	-	...	7	...	-	...
14 18 to 20 years	-	...	-	...	5	...	-	...
15 21 to 24 years	-	...	-	...	7	...	-	...
16 25 to 64 years	3	...	-	...	38	...	-	...
17 65 years and over	4	...	-	...	32	...	-	...
18 Unknown	-	...	-	...	9	...	-	...
2 Drivers and passengers of cycles	-	...	-	...	23	...	23	...
21 - of which: 0 to 9 years	-	...	-	...	1	...	1	...
22 10 to 14 years	-	...	-	...	2	...	2	...
23 15 to 17 years	-	...	-	...	2	...	2	...
24 18 to 20 years	-	...	-	...	-	...	-	...
25 21 to 24 years	-	...	-	...	1	...	1	...
26 25 to 64 years	-	...	-	...	8	...	8	...
27 65 years and over	-	...	-	...	6	...	6	...
28 Unknown	-	...	-	...	3	...	3	...
3 Drivers and passengers of mopeds	-	...	-	...	11	...	10	...
31 - of which: 0 to 9 years	-	...	-	...	-	...	-	...
32 10 to 14 years	-	...	-	...	-	...	-	...
33 15 to 17 years	-	...	-	...	7	...	7	...
34 18 to 20 years	-	...	-	...	-	...	-	...
35 21 to 24 years	-	...	-	...	-	...	-	...
36 25 to 64 years	-	...	-	...	3	...	3	...
37 65 years and over	-	...	-	...	-	...	-	...
38 Unknown	-	...	-	...	1	...	-	...
4 Drivers and passengers of motorcycles	-	...	-	...	11	...	10	...
41 - of which: 0 to 9 years	-	...	-	...	-	...	-	...
42 10 to 14 years	-	...	-	...	-	...	-	...
43 15 to 17 years	-	...	-	...	7	...	7	...
44 18 to 20 years	-	...	-	...	-	...	-	...
45 21 to 24 years	-	...	-	...	-	...	-	...
46 25 to 64 years	-	...	-	...	3	...	3	...
47 65 years and over	-	...	-	...	-	...	-	...
48 Unknown	-	...	-	...	1	...	-	...
5 Drivers and passengers of passenger cars	33	...	24	...	759	...	525	...
51 - of which: 0 to 9 years	1	...	-	...	16	...	-	...
52 10 to 14 years	-	...	-	...	7	...	-	...
53 15 to 17 years	1	...	-	...	9	...	-	...
54 18 to 20 years	4	...	3	...	69	...	57	...
55 21 to 24 years	3	...	1	...	84	...	64	...
56 25 to 64 years	22	...	19	...	421	...	375	...
57 65 years and over	2	...	1	...	34	...	26	...
58 Unknown	-	...	-	...	119	...	2	...
6 Drivers and passengers of motor coaches, buses, trolleybuses and tramcars	-	...	-	...	6	...	3	...
7 Drivers and passengers of goods road vehicles	-	...	-	...	13	...	10	...
8 Other drivers and passengers	-	...	-	...	6	...	5	...

3. Persons killed or injured in road traffic accidents by category of user and age group

3. Personnes tuées ou blessées dans les accidents de la circulation routière selon la catégorie d'usager de la route et le groupe d'âge

3. Число погибших или раненых в дорожно-транспортных происшествиях по категориям пользователей дорог и группам возраста

Unit : number - Unité : nombre - Единица: число

Description Description Описание	Killed - tuées - погибших				Injured - blessées - раненых			
	Total		Of which: drivers		Total		Of which: drivers	
	Total		Dont: conducteurs		Total		Dont: conducteurs	
	Всего		Погибшие: водители		Всего		Погибшие: водители	
	2003	2004	2003	2004	2003	2004	2003	2004

Malta - Malte - Мальта

0	Total (1+2+3+4+5+6+7+8)	17	13	9	6	1 171	1 268	637	664
01	- of which: 0 to 9 years	-	-	-	-	60	78	-	-
02	10 to 14 years	(a)	(a)	(a)	(a)	(a)	(a)	(a)	(a)
03	15 to 17 years	5	4	3	3	352	384	194	205
04	18 to 20 years	(a)	(a)	(a)	(a)	(a)	(a)	(a)	(a)
05	21 to 24 years	(a)	(a)	(a)	(a)	(a)	(a)	(a)	(a)
06	25 to 64 years	9	8	6	3	589	625	401	419
07	65 years and over	3	1	-	-	118	124	36	39
08	Unknown	-	-	-	-	52	57	6	1
1	Pedestrians	5	2			219	179		
11	- of which: 0 to 9 years	-	-			-	16		
12	10 to 14 years			30	12		
13	15 to 17 years	10		
14	18 to 20 years	12		
15	21 to 24 years			35	14		
16	25 to 64 years	3	1			77	67		
17	65 years and over	2	1			57	41		
18	Unknown	-	-			20	7		
2	Drivers and passengers of cycles
21	- of which: 0 to 9 years
22	10 to 14 years
23	15 to 17 years
24	18 to 20 years
25	21 to 24 years
26	25 to 64 years
27	65 years and over
28	Unknown
3	Drivers and passengers of mopeds
31	- of which: 0 to 9 years
32	10 to 14 years
33	15 to 17 years
34	18 to 20 years
35	21 to 24 years
36	25 to 64 years
37	65 years and over
38	Unknown
4	Drivers and passengers of motorcycles	7	4	7	4	141	165	131	138
41	- of which: 0 to 9 years	-	-	-	-	1	1	-	-
42	10 to 14 years	(a)	(a)	(a)	(a)	(a)	(a)	(a)	(a)
43	15 to 17 years	2	1	2	1	36	30	33	27
44	18 to 20 years	(a)	(a)	(a)	(a)	(a)	(a)	(a)	(a)
45	21 to 24 years	(a)	(a)	(a)	(a)	(a)	(a)	(a)	(a)
46	25 to 64 years	5	3	5	3	88	124	85	105
47	65 years and over	-	-	-	-	11	10	11	6
48	Unknown	-	-	-	-	5	-	2	-
5	Drivers and passengers of passenger cars	6	6	2	4	724	944	458	451
51	- of which: 0 to 9 years	-	-	-	-	23	64	-	-
52	10 to 14 years	(a)	(a)	(a)	(a)	(a)	(a)	(a)	(a)
53	15 to 17 years	4	1	1	1	257	319	153	165
54	18 to 20 years	(a)	(a)	(a)	(a)	(a)	(a)	(a)	(a)
55	21 to 24 years	(a)	(a)	(a)	(a)	(a)	(a)	(a)	(a)
56	25 to 64 years	2	4	1	3	376	416	283	257
57	65 years and over	-	1	-	-	43	93	20	28
58	Unknown	-	-	-	-	25	52	2	1
6	Drivers and passengers of motor coaches, buses, trolleybuses and tramcars	1	-	-	-	22	17	3	6
7	Drivers and passengers of goods road vehicles	-	3	69	142	45	69
8	Other drivers and passengers	-	-

(a) Included under previous item.

(a) Compris sous la rubrique précédente.

(a) Включены в предыдущий показатель.

3. Persons killed or injured in road traffic accidents by category of user and age group

3. Personnes tuées ou blessées dans les accidents de la circulation routière selon la catégorie d'usager de la route et le groupe d'âge

3. Число погибших или раненых в дорожно-транспортных происшествиях по категориям пользователей дорог и группам возраста

Unit : number - Unité : nombre - Единица: число

Description Description Описание	Killed - tuées - погибших				Injured - blessées - раненых			
	Total		Of which: drivers		Total		Of which: drivers	
	Total		Dont: conducteurs		Total		Dont: conducteurs	
	Всего		Погибшие: водители		Всего		Погибшие: водители	
	2003	2004	2003	2004	2003	2004	2003	2004
0 Total (1+2+3+4+5+6+7+8)	1 028	804	811	...	37 976	33 302	29 731	...
01 - of which: 0 to 9 years	33	...	6	...	1 142	...	277	...
02 10 to 14 years	31	...	16	...	1 936	...	1 373	...
03 15 to 17 years	56	...	36	...	4 471	...	3 560	...
04 18 to 20 years	83	...	53	...	3 444	...	2 618	...
05 21 to 24 years	98	...	76	...	3 375	...	2 666	...
06 25 to 64 years	526	...	436	...	19 487	...	16 448	...
07 65 years and over	261	...	188	...	3 362	...	2 608	...
08 Unknown	-	...	-	...	759	...	181	...
1 Pedestrians	97	68			1 912	1 692		
11 - of which: 0 to 9 years	11	...			363	...		
12 10 to 14 years	6	...			192	...		
13 15 to 17 years	1	...			105	...		
14 18 to 20 years	3	...			103	...		
15 21 to 24 years	2	...			99	...		
16 25 to 64 years	40	...			709	...		
17 65 years and over	44	...			317	...		
18 Unknown	-	...			32	...		
2 Drivers and passengers of cycles	187	157	217	...	8 784	7 508	8 624	...
21 - of which: 0 to 9 years	6	...	6	...	351	...	270	...
22 10 to 14 years	15	...	15	...	1 348	...	1 317	...
23 15 to 17 years	12	...	12	...	894	...	873	...
24 18 to 20 years	4	...	4	...	456	...	446	...
25 21 to 24 years	4	...	4	...	397	...	394	...
26 25 to 64 years	73	...	72	...	4 023	...	4 010	...
27 65 years and over	105	...	104	...	1 250	...	1 248	...
28 Unknown	-	...	-	...	81	...	66	...
3 Drivers and passengers of mopeds	173	141	93	...	9 289	7 715	6 625	...
31 - of which: 0 to 9 years	-	...	-	...	21	...	2	...
32 10 to 14 years	2	...	1	...	107	...	43	...
33 15 to 17 years	25	...	23	...	3 014	...	2 639	...
34 18 to 20 years	5	...	5	...	1 051	...	940	...
35 21 to 24 years	5	...	4	...	468	...	431	...
36 25 to 64 years	30	...	29	...	2 211	...	2 131	...
37 65 years and over	32	...	31	...	412	...	402	...
38 Unknown	-	...	-	...	81	...	37	...
4 Drivers and passengers of motorcycles	92	1 994	...
41 - of which: 0 to 9 years	-	...	-	...	3	...	-	...
42 10 to 14 years	-	...	-	...	11	...	1	...
43 15 to 17 years	-	...	-	...	11	...	7	...
44 18 to 20 years	3	...	2	...	68	...	54	...
45 21 to 24 years	12	...	11	...	207	...	192	...
46 25 to 64 years	81	...	79	...	1 798	...	1 713	...
47 65 years and over	-	...	-	...	22	...	22	...
48 Unknown	-	...	-	...	17	...	5	...
5 Drivers and passengers of passenger cars	483	396	355	...	15 624	14 399	10 869	...
51 - of which: 0 to 9 years	12	...	-	...	357	...	-	...
52 10 to 14 years	6	...	-	...	234	...	1	...
53 15 to 17 years	17	...	1	...	377	...	17	...
54 18 to 20 years	63	...	39	...	1 586	...	1 055	...
55 21 to 24 years	71	...	53	...	1 966	...	1 455	...
56 25 to 64 years	250	...	212	...	9 355	...	7 410	...
57 65 years and over	77	...	50	...	1 281	...	871	...
58 Unknown	-	...	-	...	468	...	60	...
6 Drivers and passengers of motor coaches, buses, trolleybuses and tramcars	-	...	-	...	154	...	25	...
7 Drivers and passengers of goods road vehicles	61	...	49	...	1 761	...	1 397	...
8 Other drivers and passengers	88	42	5	...	2 367	2 077	141	...

3. Persons killed or injured in road traffic accidents by category of user and age group

3. Personnes tuées ou blessées dans les accidents de la circulation routière selon la catégorie d'usager de la route et le groupe d'âge

3. Число погибших или раненых в дорожно-транспортных происшествиях по категориям пользователей дорог и группам возраста

Unit : number - Unité : nombre - Единица: число

Description Description Описание	Killed - tuées - погибших				Injured - blessées - раненых			
	Total Total Всего		Of which: drivers Dont: conducteurs Погибшие: водители		Total Total Всего		Of which: drivers Dont: conducteurs Погибшие: водители	
	2003	2004	2003	2004	2003	2004	2003	2004
0 Total (1+2+3+4+5+6+7+8)	280	257	217	193	11 851	12 121	8 516	8 764
01 - of which: 0 to 9 years	12	4	7	-	466	506	142	166
02 10 to 14 years	8	6	4	6	509	481	266	232
03 15 to 17 years	13	22	10	15	971	1 151	576	693
04 18 to 20 years	33	27	21	18	1 458	1 478	1 004	988
05 21 to 24 years	14	25	11	14	1 138	1 128	807	844
06 25 to 64 years	148	119	121	102	6 304	6 280	5 015	5 085
07 65 years and over	52	54	43	38	965	1 072	672	733
08 Unknown	-	-	-	-	40	25	34	23
1 Pedestrians	34	22			832	872		
11 - of which: 0 to 9 years	7	-			99	115		
12 10 to 14 years	2	3			91	85		
13 15 to 17 years	1	3			55	53		
14 18 to 20 years	-	-			55	57		
15 21 to 24 years	-	1			48	53		
16 25 to 64 years	4	7			308	357		
17 65 years and over	20	8			172	148		
18 Unknown	-	-			4	4		
2 Drivers and passengers of cycles	14	10	14	10	731	716	725	711
21 - of which: 0 to 9 years	-	-	-	-	46	53	43	53
22 10 to 14 years	2	3	2	3	164	132	163	130
23 15 to 17 years	-	1	-	1	51	59	50	56
24 18 to 20 years	-	-	-	-	25	20	25	20
25 21 to 24 years	1	-	1	-	38	51	38	51
26 25 to 64 years	10	4	10	4	361	354	360	354
27 65 years and over	1	2	1	2	40	41	40	41
28 Unknown	-	-	-	-	6	6	6	6
3 Drivers and passengers of mopeds	7	8	7	7	585	715	556	670
31 - of which: 0 to 9 years	-	-	-	-	2	1	-	-
32 10 to 14 years	-	-	-	-	6	14	5	7
33 15 to 17 years	5	5	5	4	375	466	353	435
34 18 to 20 years	1	-	1	-	48	59	45	55
35 21 to 24 years	1	1	1	1	32	34	31	33
36 25 to 64 years	-	2	-	2	107	125	106	124
37 65 years and over	-	-	-	-	11	14	11	14
38 Unknown	-	-	-	-	5	2	5	2
4 Drivers and passengers of motorcycles	30	33	26	30	660	640	563	566
41 - of which: 0 to 9 years	-	-	-	-	3	2	-	-
42 10 to 14 years	-	-	-	-	9	5	1	-
43 15 to 17 years	3	6	2	5	93	132	79	104
44 18 to 20 years	1	-	1	-	30	25	19	22
45 21 to 24 years	1	4	1	4	60	61	50	57
46 25 to 64 years	25	23	22	21	461	405	410	374
47 65 years and over	-	-	-	-	3	4	3	4
48 Unknown	-	-	-	-	1	6	1	5
5 Drivers and passengers of passenger cars	169	156	116	99	7 912	8 158	5 129	5 288
51 - of which: 0 to 9 years	5	4	-	-	279	297	-	-
52 10 to 14 years	3	-	-	-	196	207	3	5
53 15 to 17 years	3	6	1	2	360	408	31	36
54 18 to 20 years	30	26	19	17	1 217	1 241	817	787
55 21 to 24 years	10	18	7	7	855	846	574	597
56 25 to 64 years	88	68	67	53	4 320	4 372	3 265	3 361
57 65 years and over	30	34	22	20	668	781	425	496
58 Unknown	-	-	-	-	17	6	14	6
6 Drivers and passengers of motor coaches, buses, trolleybuses and tramcars	2	1	1	-	163	143	26	25
7 Drivers and passengers of goods road vehicles	20	21	15	19	869	801	619	575
8 Other drivers and passengers	3	6	3	6	97	64	66	49

3. Persons killed or injured in road traffic accidents by category of user and age group

3. Personnes tuées ou blessées dans les accidents de la circulation routière selon la catégorie d'usager de la route et le groupe d'âge

3. Число погибших или раненых в дорожно-транспортных происшествиях по категориям пользователей дорог и группам возраста

Unit : number - Unité : nombre - Единица: число

Description Description Описание	Killed - tuées - погибших				Injured - blessées - раненых			
	Total Total Всего		Of which: drivers Dont: conducteurs Погибшие: водители		Total Total Всего		Of which: drivers Dont: conducteurs Погибшие: водители	
	2003	2004	2003	2004	2003	2004	2003	2004
	Poland - Pologne - Польша							
0 Total (1+2+3+4+5+6+7+8)	5 640	5 712	57	...	63 900	64 661	1 764	...
01 - of which: 0 to 9 years	...	78	1 656
02 10 to 14 years
03 15 to 17 years	168	179	3 638	3 589
04 18 to 20 years
05 21 to 24 years	...	823
06 25 to 64 years
07 65 years and over
08 Unknown
1 Pedestrians	1 878	1 988			16 578	16 039		
11 - of which: 0 to 9 years		
12 10 to 14 years		
13 15 to 17 years		
14 18 to 20 years		
15 21 to 24 years		
16 25 to 64 years		
17 65 years and over		
18 Unknown		
2 Drivers and passengers of cycles	701	743			7 498	7 066		
21 - of which: 0 to 9 years		
22 10 to 14 years		
23 15 to 17 years		
24 18 to 20 years		
25 21 to 24 years		
26 25 to 64 years		
27 65 years and over		
28 Unknown		
3 Drivers and passengers of mopeds	-	-			-	-		
31 - of which: 0 to 9 years		
32 10 to 14 years		
33 15 to 17 years		
34 18 to 20 years		
35 21 to 24 years		
36 25 to 64 years		
37 65 years and over		
38 Unknown		
4 Drivers and passengers of motorcycles	147	183			1 444	1 387		
41 - of which: 0 to 9 years		
42 10 to 14 years		
43 15 to 17 years		
44 18 to 20 years		
45 21 to 24 years		
46 25 to 64 years		
47 65 years and over		
48 Unknown		
5 Drivers and passengers of passenger cars	2 541	2 462			33 444	35 193		
51 - of which: 0 to 9 years		
52 10 to 14 years		
53 15 to 17 years		
54 18 to 20 years		
55 21 to 24 years		
56 25 to 64 years		
57 65 years and over		
58 Unknown		
6 Drivers and passengers of motor coaches, buses, trolleybuses and tramcars	24	13			1 269	1 306		
7 Drivers and passengers of goods road vehicles	292	260			3 131	3 059		
8 Other drivers and passengers	61	71			544	611		

3. Persons killed or injured in road traffic accidents by category of user and age group

3. Personnes tuées ou blessées dans les accidents de la circulation routière selon la catégorie d'usager de la route et le groupe d'âge

3. Число погибших или раненых в дорожно-транспортных происшествиях по категориям пользователей дорог и группам возраста

Unit : number - Unité : nombre - Единица: число

Description Description Описание	Killed - tuées - погибших				Injured - blessées - раненых			
	Total		Of which: drivers		Total		Of which: drivers	
	Total		Dont: conducteurs		Total		Dont: conducteurs	
	Всего		Погибшие: водители		Всего		Погибшие: водители	
	2003	2004	2003	2004	2003	2004	2003	2004
Portugal - Portugal - Португалия ¹⁾								
0 Total (1+2+3+4+5+6+7+8)	1 356	1 135	836	...	55 258	52 009	31 235	...
01 - of which: 0 to 9 years	26	...	1	...	2 765	...	80	...
02 10 to 14 years	22	...	3	...	1 743	...	252	...
03 15 to 17 years	29	...	9	...	2 208	...	871	...
04 18 to 20 years	67	...	41	...	4 555	...	2 561	...
05 21 to 24 years	157	...	117	...	6 296	...	4 157	...
06 25 to 64 years	770	...	548	...	31 425	...	20 646	...
07 65 years and over	264	...	110	...	5 808	...	2 473	...
08 Unknown	21	...	7	...	458	...	195	...
1 Pedestrians	246	204			7 228	6 615		
11 - of which: 0 to 9 years	15	...			949	...		
12 10 to 14 years	4	...			598	...		
13 15 to 17 years	1	...			266	...		
14 18 to 20 years	4	...			239	...		
15 21 to 24 years	4	...			284	...		
16 25 to 64 years	92	...			3 061	...		
17 65 years and over	120	...			1 766	...		
18 Unknown	6	...			65	...		
2 Drivers and passengers of cycles	55	41	55	...	1 315	1 386	1 283	...
21 - of which: 0 to 9 years	1	...	1	...	83	...	78	...
22 10 to 14 years	3	...	3	...	228	...	216	...
23 15 to 17 years	1	...	1	...	131	...	125	...
24 18 to 20 years	2	...	2	...	84	...	81	...
25 21 to 24 years	2	...	2	...	58	...	58	...
26 25 to 64 years	29	...	29	...	507	...	506	...
27 65 years and over	14	...	14	...	203	...	199	...
28 Unknown	3	...	3	...	21	...	20	...
3 Drivers and passengers of mopeds	138	265	128	...	6 110	10 164	5 345	...
31 - of which: 0 to 9 years	-	...	-	...	71	...	2	...
32 10 to 14 years	-	...	-	...	81	...	23	...
33 15 to 17 years	3	...	3	...	470	...	377	...
34 18 to 20 years	6	...	5	...	496	...	395	...
35 21 to 24 years	13	...	13	...	452	...	394	...
36 25 to 64 years	73	...	66	...	3 535	...	3 236	...
37 65 years and over	40	...	39	...	963	...	881	...
38 Unknown	3	...	2	...	42	...	37	...
4 Drivers and passengers of motorcycles	187	...	171	...	4 671	...	4 050	...
41 - of which: 0 to 9 years	-	...	-	...	19	...	-	...
42 10 to 14 years	-	...	-	...	30	...	7	...
43 15 to 17 years	7	...	4	...	443	...	341	...
44 18 to 20 years	13	...	11	...	592	...	462	...
45 21 to 24 years	39	...	34	...	833	...	704	...
46 25 to 64 years	125	...	119	...	2 648	...	2 440	...
47 65 years and over	3	...	3	...	82	...	78	...
48 Unknown	-	...	-	...	24	...	18	...
5 Drivers and passengers of passenger cars	539	463	336	...	27 630	26 258	15 228	...
51 - of which: 0 to 9 years	9	...	-	...	1 463	...	-	...
52 10 to 14 years	13	...	-	...	702	...	6	...
53 15 to 17 years	16	...	1	...	744	...	18	...
54 18 to 20 years	35	...	18	...	2 526	...	1 296	...
55 21 to 24 years	78	...	52	...	3 634	...	2 279	...
56 25 to 64 years	311	...	222	...	16 166	...	10 581	...
57 65 years and over	69	...	41	...	2 154	...	963	...
58 Unknown	8	...	2	...	241	...	85	...
6 Drivers and passengers of motor coaches, buses, trolleybuses and tramcars	2	...	1	...	364	...	62	...
7 Drivers and passengers of goods road vehicles	135	...	96	...	6 969	...	4 567	...
8 Other drivers and passengers	54	162	49	...	971	7 586	700	...

1) Data refer to continent only.

1) Les données se réfèrent au continent.

1) Данные относятся только к континенту.

3. Persons killed or injured in road traffic accidents by category of user and age group

3. Personnes tuées ou blessées dans les accidents de la circulation routière selon la catégorie d'usager de la route et le groupe d'âge

3. Число погибших или раненых в дорожно-транспортных происшествиях по категориям пользователей дорог и группам возраста

Unit : number - Unité : nombre - Единица: число

Description Description Описание	Killed - tuées - погибших				Injured - blessées - раненых			
	Total		Of which: drivers		Total		Of which: drivers	
	Total		Dont: conducteurs		Total		Dont: conducteurs	
	Всего		Погибшие: водители		Всего		Погибшие: водители	
	2003	2004	2003	2004	2003	2004	2003	2004
0 Total (1+2+3+4+5+6+7+8)	425	405	132	...	3 216	...	824	...
01 - of which: 0 to 9 years	13	...	2	...	197	...	8	...
02 10 to 14 years	12	...	1	...	200	...	32	...
03 15 to 17 years	15	...	2	...	205	...	33	...
04 18 to 20 years	28	...	11	...	356	...	88	...
05 21 to 24 years	55	...	25	...	411	...	129	...
06 25 to 64 years	264	...	87	...	1 680	...	513	...
07 65 years and over	38	...	4	...	167	...	21	...
08 Unknown	-	...	-	...	-	...	-	...
1 Pedestrians	165	...			1 234	...		
11 - of which: 0 to 9 years	6	...			145	...		
12 10 to 14 years	6	...			124	...		
13 15 to 17 years	3	...			83	...		
14 18 to 20 years	4	...			93	...		
15 21 to 24 years	4	...			88	...		
16 25 to 64 years	109	...			586	...		
17 65 years and over	3	...			115	...		
18 Unknown	-	...			-	...		
2 Drivers and passengers of cycles	15	...	15	...	95	...	92	...
21 - of which: 0 to 9 years	1	...	1	...	8	...	8	...
22 10 to 14 years	1	...	1	...	28	...	28	...
23 15 to 17 years	-	...	-	...	11	...	11	...
24 18 to 20 years	1	...	1	...	12	...	12	...
25 21 to 24 years	1	...	1	...	4	...	3	...
26 25 to 64 years	11	...	11	...	30	...	28	...
27 65 years and over	-	...	-	...	2	...	2	...
28 Unknown	-	...	-	...	-	...	-	...
3 Drivers and passengers of mopeds	-	...	-	...	2	...	2	...
31 - of which: 0 to 9 years	-	...	-	...	-	...	-	...
32 10 to 14 years	-	...	-	...	-	...	-	...
33 15 to 17 years	-	...	-	...	1	...	1	...
34 18 to 20 years	-	...	-	...	-	...	-	...
35 21 to 24 years	-	...	-	...	-	...	-	...
36 25 to 64 years	-	...	-	...	1	...	1	...
37 65 years and over	-	...	-	...	-	...	-	...
38 Unknown	-	...	-	...	-	...	-	...
4 Drivers and passengers of motorcycles	29	...	23	...	159	...	91	...
41 - of which: 0 to 9 years	1	...	-	...	1	...	-	...
42 10 to 14 years	-	...	-	...	3	...	2	...
43 15 to 17 years	2	...	1	...	23	...	9	...
44 18 to 20 years	7	...	6	...	40	...	21	...
45 21 to 24 years	6	...	6	...	42	...	21	...
46 25 to 64 years	13	...	10	...	48	...	36	...
47 65 years and over	-	...	-	...	2	...	2	...
48 Unknown	-	...	-	...	-	...	-	...
5 Drivers and passengers of passenger cars
51 - of which: 0 to 9 years
52 10 to 14 years
53 15 to 17 years
54 18 to 20 years
55 21 to 24 years
56 25 to 64 years
57 65 years and over
58 Unknown
6 Drivers and passengers of motor coaches, buses, trolleybuses and tramcars
7 Drivers and passengers of goods road vehicles
8 Other drivers and passengers

3. Persons killed or injured in road traffic accidents by category of user and age group

3. Personnes tuées ou blessées dans les accidents de la circulation routière selon la catégorie d'usager de la route et le groupe d'âge

3. Число погибших или раненых в дорожно-транспортных происшествиях по категориям пользователей дорог и группам возраста

Unit : number - Unité : nombre - Единица: число

Description Description Описание	Killed - tuées - погибших				Injured - blessées - раненых			
	Total Total Всего		Of which: drivers Dont: conducteurs Погибшие: водители		Total Total Всего		Of which: drivers Dont: conducteurs Погибшие: водители	
	2003	2004	2003	2004	2003	2004	2003	2004
0 Total (1+2+3+4+5+6+7+8)	2 235	2 418	770	...	5 538	5 594	1 411	...
01 - of which: 0 to 9 years	42	...	-	...	243	...	1	...
02 10 to 14 years	55	...	11	...	290	...	30	...
03 15 to 17 years	39	...	5	...	188	...	33	...
04 18 to 20 years	87	...	34	...	212	...	50	...
05 21 to 24 years	172	...	62	...	378	...	120	...
06 25 to 64 years	1 419	...	578	...	3 477	...	1 084	...
07 65 years and over	421	...	80	...	750	...	86	...
08 Unknown	-	...	-	...	-	...	-	...
1 Pedestrians	968	1 055			2 604	2 529		
11 - of which: 0 to 9 years	36	...			215	...		
12 10 to 14 years	35	...			226	...		
13 15 to 17 years	9	...			114	...		
14 18 to 20 years	16	...			75	...		
15 21 to 24 years	41	...			117	...		
16 25 to 64 years	527	...			1 255	...		
17 65 years and over	304	...			602	...		
18 Unknown	-	...			-	...		
2 Drivers and passengers of cycles	196	181	196	...	357	316	357	...
21 - of which: 0 to 9 years	-	...	-	...	8	...	8	...
22 10 to 14 years	11	...	11	...	30	...	30	...
23 15 to 17 years	3	...	3	...	27	...	27	...
24 18 to 20 years	6	...	6	...	14	...	14	...
25 21 to 24 years	13	...	13	...	28	...	28	...
26 25 to 64 years	118	...	118	...	191	...	191	...
27 65 years and over	45	...	45	...	59	...	59	...
28 Unknown	-	...	-	...	-	...	-	...
3 Drivers and passengers of mopeds								
31 - of which: 0 to 9 years	-	...	-	...	-	...	-	...
32 10 to 14 years	-	...	-	...	-	...	-	...
33 15 to 17 years	-	...	-	...	-	...	-	...
34 18 to 20 years	-	...	-	...	-	...	-	...
35 21 to 24 years	-	...	-	...	-	...	-	...
36 25 to 64 years	-	...	-	...	-	...	-	...
37 65 years and over	-	...	-	...	-	...	-	...
38 Unknown	-	...	-	...	-	...	-	...
4 Drivers and passengers of motorcycles	24	26	20	...	74	118	58	...
41 - of which: 0 to 9 years	-	...	-	...	-	...	-	...
42 10 to 14 years	-	...	-	...	-	...	-	...
43 15 to 17 years	2	...	2	...	2	...	2	...
44 18 to 20 years	-	...	-	...	6	...	4	...
45 21 to 24 years	3	...	3	...	9	...	5	...
46 25 to 64 years	17	...	13	...	54	...	45	...
47 65 years and over	2	...	2	...	3	...	2	...
48 Unknown	-	...	-	...	-	...	-	...
5 Drivers and passengers of passenger cars	903	1 009	455	...	2 001	2 081	799	...
51 - of which: 0 to 9 years	6	...	-	...	20	...	-	...
52 10 to 14 years	9	...	-	...	34	...	-	...
53 15 to 17 years	25	...	-	...	45	...	4	...
54 18 to 20 years	64	...	27	...	117	...	32	...
55 21 to 24 years	107	...	45	...	196	...	71	...
56 25 to 64 years	648	...	372	...	1 526	...	676	...
57 65 years and over	44	...	11	...	63	...	16	...
58 Unknown	-	...	-	...	-	...	-	...
6 Drivers and passengers of motor coaches, buses, trolleybuses and tramcars			10	...			45	...
7 Drivers and passengers of goods road vehicles			35	...			105	...
8 Other drivers and passengers	144	147	54	...	502	550	47	...

3. Persons killed or injured in road traffic accidents by category of user and age group

3. Personnes tuées ou blessées dans les accidents de la circulation routière selon la catégorie d'usager de la route et le groupe d'âge

3. Число погибших или раненых в дорожно-транспортных происшествиях по категориям пользователей дорог и группам возраста

Unit : number - Unité : nombre - Единица: число

Description Description Описание	Killed - tuées - погибших				Injured - blessées - раненых			
	Total		Of which: drivers		Total		Of which: drivers	
	Total		Dont: conducteurs		Total		Dont: conducteurs	
	Всего		Погибшие: водители		Всего		Погибшие: водители	
	2003	2004	2003	2004	2003	2004	2003	2004
0 Total (1+2+3+4+5+6+7+8)	35 602	34 506	11 149	10 804	243 919	251 386	76 174	79 528
01 - of which: 0 to 9 years	640	576	30	32	10 078	9 999	504	532
02 10 to 14 years	590	540	100	85	11 282	10 847	1 642	1 534
03 15 to 17 years	1 366	1 180	341	287	16 362	16 694	3 849	3 891
04 18 to 20 years	2 128	2 117	699	663	22 672	23 284	6 773	6 961
05 21 to 24 years	3 501	3 350	1 392	1 322	29 309	31 158	10 863	11 495
06 25 to 64 years	21 949	21 138	8 047	7 832	137 002	141 072	50 561	52 901
07 65 years and over	3 561	3 733	430	484	16 039	17 202	1 917	2 150
08 Unknown	1 867	1 872	110	99	1 175	1 130	65	64
1 Pedestrians	15 002	14 623			82 072	82 701		
11 - of which: 0 to 9 years	340	339			6 219	6 002		
12 10 to 14 years	260	265			6 382	6 096		
13 15 to 17 years	443	375			5 315	5 322		
14 18 to 20 years	596	563			5 558	5 515		
15 21 to 24 years	855	800			6 129	6 538		
16 25 to 64 years	8 308	7 942			40 396	40 693		
17 65 years and over	2 716	2 818			11 309	11 784		
18 Unknown	1 484	1 521			764	751		
2 Drivers and passengers of cycles	727	686	715	672	4 786	4 821	4 598	4 628
21 - of which: 0 to 9 years	37	33	30	32	555	582	496	524
22 10 to 14 years	62	71	61	65	1 099	1 037	1 030	976
23 15 to 17 years	29	30	28	28	387	386	363	355
24 18 to 20 years	18	15	18	15	166	185	156	178
25 21 to 24 years	22	24	22	24	172	181	166	171
26 25 to 64 years	395	349	392	345	1 932	1 897	1 913	1 875
27 65 years and over	119	124	119	123	459	537	459	534
28 Unknown	45	40	45	40	16	16	15	15
3 Drivers and passengers of mopeds	69	56	63	53	931	1 110	762	914
31 - of which: 0 to 9 years	-	1	-	-	14	25	4	5
32 10 to 14 years	7	5	6	4	224	203	164	164
33 15 to 17 years	17	5	14	4	208	243	162	182
34 18 to 20 years	5	2	4	2	64	116	49	85
35 21 to 24 years	4	1	4	1	82	120	68	99
36 25 to 64 years	24	34	23	34	296	360	273	337
37 65 years and over	9	3	9	3	38	42	38	41
38 Unknown	3	5	3	5	5	1	4	1
4 Drivers and passengers of motorcycles	2 281	2 024	1 672	1 429	18 718	18 322	12 178	11 958
41 - of which: 0 to 9 years	10	5	-	-	122	109	2	3
42 10 to 14 years	60	40	27	10	880	837	355	304
43 15 to 17 years	351	319	227	197	4 621	4 577	2 678	2 731
44 18 to 20 years	382	383	292	274	3 789	3 912	2 520	2 530
45 21 to 24 years	438	361	343	266	3 286	3 229	2 300	2 285
46 25 to 64 years	928	815	709	609	5 652	5 302	4 059	3 850
47 65 years and over	73	80	53	61	352	334	255	246
48 Unknown	39	21	21	12	16	22	9	9
5 Drivers and passengers of passenger cars	15 556	15 213	7 691	7 664	121 148	126 732	52 881	56 062
51 - of which: 0 to 9 years	227	172	-	-	2 886	3 004	1	-
52 10 to 14 years	176	129	5	1	2 332	2 255	49	41
53 15 to 17 years	476	406	59	48	5 189	5 432	532	514
54 18 to 20 years	1 045	1 075	354	352	12 005	12 382	3 799	3 914
55 21 to 24 years	2 026	1 994	959	956	17 977	19 324	7 703	8 327
56 25 to 64 years	10 759	10 557	6 064	6 018	77 376	80 597	39 739	42 064
57 65 years and over	566	627	210	255	3 066	3 444	1 031	1 173
58 Unknown	281	253	40	34	317	294	27	29
6 Drivers and passengers of motor coaches, buses, trolleybuses and tramcars	327	289	80	72	6 098	7 160	853	879
7 Drivers and passengers of goods road vehicles	1 093	1 094	591	585	7 133	7 447	3 473	3 716
8 Other drivers and passengers	547	521	337	329	3 033	3 093	1 429	1 371

3. Persons killed or injured in road traffic accidents by category of user and age group

3. Personnes tuées ou blessées dans les accidents de la circulation routière selon la catégorie d'usager de la route et le groupe d'âge

3. Число погибших или раненых в дорожно-транспортных происшествиях по категориям пользователей дорог и группам возраста

Unit : number - Unité : nombre - Единица: число

Description Description Описание	Killed - tuées - погибших				Injured - blessées - раненых			
	Total		Of which: drivers		Total		Of which: drivers	
	Total		Dont: conducteurs		Total		Dont: conducteurs	
	Всего		Погибшие: водители		Всего		Погибшие: водители	
	2003	2004	2003	2004	2003	2004	2003	2004
0 Total (1+2+3+4+5+6+7+8)	868	953	394	444	15 953	17 557	7 294	7 895
01 - of which: 0 to 9 years	22	30	1	2	904	889	108	86
02 10 to 14 years	10	18	3	3	714	712	202	196
03 15 to 17 years	19	22	8	6	891	922	329	317
04 18 to 20 years	45	46	19	23	1 488	1 662	632	653
05 21 to 24 years	56	59	26	32	1 674	2 005	780	917
06 25 to 64 years	492	533	266	306	8 591	9 500	4 613	5 036
07 65 years and over	223	242	71	70	1 651	1 825	617	679
08 Unknown	1	3	-	2	40	42	13	11
1 Pedestrians	275	282			3 498	3 739		
11 - of which: 0 to 9 years	16	20			502	458		
12 10 to 14 years	4	5			331	315		
13 15 to 17 years	7	2			213	230		
14 18 to 20 years	9	4			177	173		
15 21 to 24 years	8	7			192	204		
16 25 to 64 years	111	111			1 355	1 542		
17 65 years and over	120	133			712	812		
18 Unknown	-	-			16	5		
2 Drivers and passengers of cycles	86	102	84	101	1 691	1 656	1 636	1 612
21 - of which: 0 to 9 years	1	2	1	2	121	95	101	80
22 10 to 14 years	1	3	1	3	168	158	160	149
23 15 to 17 years	2	1	2	1	121	100	109	96
24 18 to 20 years	2	1	1	1	92	72	87	62
25 21 to 24 years	1	3	1	3	63	76	62	73
26 25 to 64 years	42	65	41	65	789	826	780	824
27 65 years and over	37	27	37	26	336	327	336	326
28 Unknown	-	-	-	-	1	2	1	2
3 Drivers and passengers of mopeds	45	42	35	38	1 145	1 160	959	977
31 - of which: 0 to 9 years	-	-	-	-	9	10	-	-
32 10 to 14 years	2	-	2	-	44	53	27	39
33 15 to 17 years	3	1	1	1	197	186	154	149
34 18 to 20 years	2	3	1	3	149	154	107	106
35 21 to 24 years	3	2	2	1	98	92	74	78
36 25 to 64 years	20	23	18	21	559	546	514	490
37 65 years and over	15	13	11	12	85	117	79	113
38 Unknown	-	-	-	-	4	2	4	2
4 Drivers and passengers of motorcycles	22	30	20	26	440	552	341	429
41 - of which: 0 to 9 years	-	-	-	-	-	4	-	-
42 10 to 14 years	-	-	-	-	9	9	4	4
43 15 to 17 years	1	4	1	2	53	54	29	33
44 18 to 20 years	4	6	4	6	64	97	44	68
45 21 to 24 years	6	4	5	4	78	99	61	72
46 25 to 64 years	11	16	10	14	231	284	198	247
47 65 years and over	-	-	-	-	5	5	5	5
48 Unknown	-	-	-	-	-	-	-	-
5 Drivers and passengers of passenger cars	344	378	202	219	7 846	9 059	3 824	4 048
51 - of which: 0 to 9 years	5	6	-	-	256	292	7	5
52 10 to 14 years	3	3	-	-	135	151	9	3
53 15 to 17 years	6	7	4	2	271	302	35	34
54 18 to 20 years	26	29	13	13	950	1 097	378	401
55 21 to 24 years	35	38	17	21	1 164	1 423	550	647
56 25 to 64 years	240	249	162	163	4 698	5 361	2 687	3 073
57 65 years and over	28	44	6	18	354	403	150	180
58 Unknown	1	2	-	2	18	30	8	5
6 Drivers and passengers of motor coaches, buses, trolleybuses and tramcars	14	29	4	5	531	572	82	90
7 Drivers and passengers of goods road vehicles	25	21	10	14	414	460	240	244
8 Other drivers and passengers	57	69	39	41	388	359	212	195

3. Persons killed or injured in road traffic accidents by category of user and age group

3. Personnes tuées ou blessées dans les accidents de la circulation routière selon la catégorie d'usager de la route et le groupe d'âge

3. Число погибших или раненых в дорожно-транспортных происшествиях по категориям пользователей дорог и группам возраста

Unit : number - Unité : nombre - Единица: число

Description Description Описание	Killed - tuées - погибших				Injured - blessées - раненых			
	Total		Of which: drivers		Total		Of which: drivers	
	Total		Dont: conducteurs		Total		Dont: conducteurs	
	2003	2004	2003	2004	2003	2004	2003	2004
0 Total (1+2+3+4+5+6+7+8)	645	603	310	264	11 321	11 190	5 346	5 283
01 - of which: 0 to 9 years	11	18
02 10 to 14 years	8	10	4	-	569	568	154	129
03 15 to 17 years	11	12	6	2	493	507	132	105
04 18 to 20 years	33	39	11	11	1 076	1 003	429	392
05 21 to 24 years	60	58	31	30	1 455	1 348	768	705
06 25 to 64 years	440	381	236	196	6 246	6 349	3 507	3 604
07 65 years and over	79	80	21	25	798	742	274	257
08 Unknown	3	5	1	-	6	6	-	1
1 Pedestrians	195	196			2 119	2 118		
11 - of which: 0 to 9 years	4	10				
12 10 to 14 years	2	5			218	255		
13 15 to 17 years	2	1			123	131		
14 18 to 20 years	4	8			109	123		
15 21 to 24 years	9	8			101	114		
16 25 to 64 years	120	112			878	849		
17 65 years and over	52	47			356	335		
18 Unknown	2	5			3	3		
2 Drivers and passengers of cycles	71	66	70	65	1 265	1 194	1 241	1 177
21 - of which: 0 to 9 years	1	1	-	-	92	96	80	88
22 10 to 14 years	4	-	4	-	151	132	146	126
23 15 to 17 years	3	1	3	1	84	50	82	49
24 18 to 20 years	-	2	-	2	71	51	71	51
25 21 to 24 years	3	2	3	2	65	52	64	51
26 25 to 64 years	48	45	48	45	650	650	647	649
27 65 years and over	12	15	12	15	152	163	151	163
28 Unknown	-	-	-	-	-	-	-	-
3 Drivers and passengers of mopeds	3	8	3	8	178	160	163	147
31 - of which: 0 to 9 years	-	-	-	-	2	1	1	-
32 10 to 14 years	-	-	-	-	7	3	3	2
33 15 to 17 years	-	-	-	-	23	13	18	11
34 18 to 20 years	-	-	-	-	11	12	10	9
35 21 to 24 years	-	-	-	-	17	20	16	16
36 25 to 64 years	2	7	2	7	102	101	99	99
37 65 years and over	1	1	1	1	16	10	16	10
38 Unknown	-	-	-	-	-	-	-	-
4 Drivers and passengers of motorcycles	29	25	26	21	453	435	356	360
41 - of which: 0 to 9 years	-	-	-	-	1	1	-	-
42 10 to 14 years	-	1	-	-	6	3	3	-
43 15 to 17 years	1	-	1	-	28	37	16	27
44 18 to 20 years	4	3	3	1	80	72	54	49
45 21 to 24 years	6	6	5	6	120	105	91	86
46 25 to 64 years	18	15	17	14	214	214	188	195
47 65 years and over	-	-	-	-	4	3	4	3
48 Unknown	-	-	-	-	-	-	-	-
5 Drivers and passengers of passenger cars	305	282	191	156	6 669	6 639	3 281	3 321
51 - of which: 0 to 9 years	5	6	-	-	240	250	-	-
52 10 to 14 years	2	4	-	-	178	163	1	1
53 15 to 17 years	5	10	2	1	218	256	10	16
54 18 to 20 years	25	26	8	8	780	704	286	273
55 21 to 24 years	38	41	22	21	1 077	994	555	522
56 25 to 64 years	218	179	152	117	3 954	4 087	2 333	2 429
57 65 years and over	12	16	7	9	219	182	96	79
58 Unknown	-	-	-	-	3	3	-	1
6 Drivers and passengers of motor coaches, buses, trolleybuses and tramcars	18	6	2	2	268	354	63	76
7 Drivers and passengers of goods road vehicles	17	14	13	9	275	231	188	157
8 Other drivers and passengers	7	6	5	3	94	59	54	45

Slovakia - Slovaquie - Словакия

3. Persons killed or injured in road traffic accidents by category of user and age group

3. Personnes tuées ou blessées dans les accidents de la circulation routière selon la catégorie d'usager de la route et le groupe d'âge

3. Число погибших или раненых в дорожно-транспортных происшествиях по категориям пользователей дорог и группам возраста

Unit : number - Unité : nombre - Единица: число

Description Description Описание	Killed - tuées - погибших				Injured - blessées - раненых			
	Total		Of which: drivers		Total		Of which: drivers	
	Total		Dont: conducteurs		Total		Dont: conducteurs	
	2003	2004	2003	2004	2003	2004	2003	2004
0 Total (1+2+3+4+5+6+7+8)	242	274	132	156	16 703	18 723	11 267	6 525
01 - of which: 0 to 9 years	2	4	-	1	394	464	31	63
02 10 to 14 years	1	5	1	1	427	455	81	107
03 15 to 17 years	8	6	6	2	845	1 007	370	244
04 18 to 20 years	20	24	14	14	2 068	2 322	1 289	893
05 21 to 24 years	30	25	13	15	2 816	3 214	2 012	1 272
06 25 to 64 years	129	161	77	102	9 393	10 412	7 056	3 653
07 65 years and over	52	49	21	21	759	849	378	293
08 Unknown	-	-	-	-	-	-	-	-
1 Pedestrians	38	35			859	900		
11 - of which: 0 to 9 years	1	1			72	96		
12 10 to 14 years	-	1			59	49		
13 15 to 17 years	-	-			75	70		
14 18 to 20 years	1	-			48	47		
15 21 to 24 years	2	-			53	59		
16 25 to 64 years	14	15			375	374		
17 65 years and over	20	18			177	205		
18 Unknown	-	-			-	-		
2 Drivers and passengers of cycles	14	21	14	21	940	941	940	941
21 - of which: 0 to 9 years	-	1	-	1	31	34	31	34
22 10 to 14 years	-	-	-	-	75	68	75	68
23 15 to 17 years	2	1	2	1	65	66	65	66
24 18 to 20 years	1	-	1	-	53	50	53	50
25 21 to 24 years	1	-	1	-	68	72	68	72
26 25 to 64 years	6	8	6	8	534	534	534	534
27 65 years and over	4	11	4	11	114	117	114	117
28 Unknown	-	-	-	-	-	-	-	-
3 Drivers and passengers of mopeds	6	6	6	6	590	558	590	558
31 - of which: 0 to 9 years	-	-	-	-	-	-	-	-
32 10 to 14 years	-	1	-	1	50	62	50	62
33 15 to 17 years	1	-	1	-	242	239	242	239
34 18 to 20 years	-	1	-	1	78	50	78	50
35 21 to 24 years	-	-	-	-	37	36	37	36
36 25 to 64 years	5	1	5	1	159	145	159	145
37 65 years and over	-	3	-	3	24	26	24	26
38 Unknown	-	-	-	-	-	-	-	-
4 Drivers and passengers of motorcycles	6	23	6	19	532	601	532	375
41 - of which: 0 to 9 years	-	-	-	-	-	-	-	-
42 10 to 14 years	-	-	-	-	1	3	1	2
43 15 to 17 years	1	-	1	-	39	61	39	36
44 18 to 20 years	-	1	-	1	43	32	43	22
45 21 to 24 years	-	3	-	3	85	106	85	75
46 25 to 64 years	5	18	5	15	353	390	353	233
47 65 years and over	-	1	-	-	11	9	11	7
48 Unknown	-	-	-	-	-	-	-	-
5 Drivers and passengers of passenger cars	94	108	94	95	8 693	9 611	8 693	4 795
51 - of which: 0 to 9 years	-	-	-	-	-	1	-	1
52 10 to 14 years	-	-	-	-	5	4	5	2
53 15 to 17 years	2	2	2	2	20	23	20	19
54 18 to 20 years	13	13	13	12	1 096	1 263	1 096	773
55 21 to 24 years	12	14	12	12	1 765	1 924	1 765	1 088
56 25 to 64 years	53	73	53	63	5 588	6 146	5 588	2 768
57 65 years and over	14	6	14	6	219	250	219	144
58 Unknown	-	-	-	-	-	-	-	-
6 Drivers and passengers of motor coaches, buses, trolleybuses and tramcars	-	-	-	-	10	12	10	2
7 Drivers and passengers of goods road vehicles	4	-	4	-	303	...	303	...
8 Other drivers and passengers	73	81	8	16	4 767	6 100	199	279

3. Persons killed or injured in road traffic accidents by category of user and age group

3. Personnes tuées ou blessées dans les accidents de la circulation routière selon la catégorie d'usager de la route et le groupe d'âge

3. Число погибших или раненых в дорожно-транспортных происшествиях по категориям пользователей дорог и группам возраста

Unit : number - Unité : nombre - Единица: число

Description Description Описание	Killed - tuées - погибших				Injured - blessées - раненых			
	Total		Of which: drivers		Total		Of which: drivers	
	Total		Dont: conducteurs		Total		Dont: conducteurs	
	Всего		Погибшие: водители		Всего		Погибшие: водители	
	2003	2004	2003	2004	2003	2004	2003	2004
0 Total (1+2+3+4+5+6+7+8)	5 399	4 741	3 196	...	150 635	138 383	88 488	...
01 - of which: 0 to 9 years	92	...	1	...	3 610	...	64	...
02 10 to 14 years	61	...	11	...	3 091	...	493	...
03 15 to 17 years	191	...	80	...	7 512	...	4 050	...
04 18 to 20 years	415	...	218	...	13 915	...	7 904	...
05 21 to 24 years	561	...	363	...	19 226	...	12 191	...
06 25 to 64 years	3 104	...	2 174	...	82 047	...	55 872	...
07 65 years and over	811	...	304	...	10 354	...	3 920	...
08 Unknown	164	...	45	...	10 880	...	3 994	...
1 Pedestrians	787	683			11 815	11 438		
11 - of which: 0 to 9 years	21	...			950	...		
12 10 to 14 years	13	...			645	...		
13 15 to 17 years	18	...			327	...		
14 18 to 20 years	21	...			425	...		
15 21 to 24 years	20	...			526	...		
16 25 to 64 years	319	...			4 586	...		
17 65 years and over	305	...			2 846	...		
18 Unknown	70	...			1 510	...		
2 Drivers and passengers of cycles	78	89	77	...	2 123	2 310	2 086	...
21 - of which: 0 to 9 years	1	...	1	...	69	...	64	...
22 10 to 14 years	4	...	4	...	235	...	219	...
23 15 to 17 years	6	...	6	...	156	...	151	...
24 18 to 20 years	2	...	2	...	126	...	125	...
25 21 to 24 years	6	...	5	...	167	...	166	...
26 25 to 64 years	40	...	40	...	984	...	980	...
27 65 years and over	16	...	16	...	171	...	170	...
28 Unknown	3	...	3	...	215	...	211	...
3 Drivers and passengers of mopeds	391	761	343	...	22 590	33 816	18 779	...
31 - of which: 0 to 9 years	-	...	-	...	38	...	-	...
32 10 to 14 years	9	...	7	...	465	...	250	...
33 15 to 17 years	82	...	62	...	4 770	...	3 757	...
34 18 to 20 years	74	...	66	...	5 020	...	4 072	...
35 21 to 24 years	41	...	36	...	3 573	...	3 054	...
36 25 to 64 years	135	...	129	...	6 670	...	6 056	...
37 65 years and over	35	...	34	...	464	...	452	...
38 Unknown	15	...	9	...	1 590	...	1 138	...
4 Drivers and passengers of motorcycles	367	...	332	...	10 136	...	8 950	...
41 - of which: 0 to 9 years	-	...	-	...	12	...	-	...
42 10 to 14 years	-	...	-	...	35	...	7	...
43 15 to 17 years	8	...	5	...	128	...	61	...
44 18 to 20 years	15	...	13	...	424	...	334	...
45 21 to 24 years	41	...	31	...	947	...	766	...
46 25 to 64 years	293	...	274	...	7 881	...	7 178	...
47 65 years and over	2	...	2	...	69	...	65	...
48 Unknown	8	...	7	...	640	...	539	...
5 Drivers and passengers of passenger cars	3 216	2 692	2 044	...	90 792	80 700	51 377	...
51 - of which: 0 to 9 years	63	...	-	...	2 277	...	-	...
52 10 to 14 years	31	...	-	...	1 465	...	14	...
53 15 to 17 years	72	...	7	...	1 823	...	67	...
54 18 to 20 years	282	...	127	...	7 372	...	3 168	...
55 21 to 24 years	417	...	271	...	12 797	...	7 556	...
56 25 to 64 years	1 896	...	1 402	...	53 128	...	35 815	...
57 65 years and over	393	...	212	...	5 815	...	2 888	...
58 Unknown	62	...	25	...	6 115	...	1 869	...
6 Drivers and passengers of motor coaches, buses, trolleybuses and tramcars	27	...	3	...	2 276	...	193	...
7 Drivers and passengers of goods road vehicles	476	...	346	...	10 088	...	6 609	...
8 Other drivers and passengers	57	517	51	...	815	15 518	494	...

3. Persons killed or injured in road traffic accidents by category of user and age group

3. Personnes tuées ou blessées dans les accidents de la circulation routière selon la catégorie d'usager de la route et le groupe d'âge

3. Число погибших или раненых в дорожно-транспортных происшествиях по категориям пользователей дорог и группам возраста

Unit : number - Unité : nombre - Единица: число

Description Description Описание	Killed - tuées - погибших				Injured - blessées - раненых			
	Total		Of which: drivers		Total		Of which: drivers	
	Total		Dont: conducteurs		Total		Dont: conducteurs	
	2003	2004	2003	2004	2003	2004	2003	2004
0 Total (1+2+3+4+5+6+7+8)	529	480	360	312	27 103	26 582	18 276	17 920
01 - of which: 0 to 9 years	10	9	-	1	850	825	70	73
02 10 to 14 years	11	5	4	1	1 230	1 090	432	398
03 15 to 17 years	23	19	7	8	1 918	2 073	1 042	1 120
04 18 to 20 years	49	42	37	27	2 578	2 661	1 556	1 579
05 21 to 24 years	44	36	33	26	2 714	2 636	1 856	1 815
06 25 to 64 years	274	230	209	176	15 473	14 845	11 821	11 345
07 65 years and over	118	139	70	73	2 278	2 357	1 455	1 519
08 Unknown	-	-	-	-	62	95	44	71
1 Pedestrians	55	67			1 618	1 582		
11 - of which: 0 to 9 years	2	1			125	98		
12 10 to 14 years	3	3			146	155		
13 15 to 17 years	2	1			123	138		
14 18 to 20 years	3	6			102	94		
15 21 to 24 years	2	2			105	103		
16 25 to 64 years	21	19			693	668		
17 65 years and over	22	35			310	303		
18 Unknown	-	-			14	23		
2 Drivers and passengers of cycles	35	27	34	27	2 277	2 162	2 244	2 142
21 - of which: 0 to 9 years	1	1	-	1	77	74	67	69
22 10 to 14 years	3	-	3	-	347	318	338	311
23 15 to 17 years	-	-	-	-	143	166	143	163
24 18 to 20 years	-	1	-	1	110	101	108	100
25 21 to 24 years	-	-	-	-	148	160	148	160
26 25 to 64 years	19	8	19	8	1 216	1 106	1 214	1 102
27 65 years and over	12	17	12	17	228	212	228	212
28 Unknown	-	-	-	-	8	25	8	25
3 Drivers and passengers of mopeds	9	18	8	15	1 433	1 562	1 205	1 273
31 - of which: 0 to 9 years	-	-	-	-	4	4	-	1
32 10 to 14 years	-	-	-	-	155	160	75	75
33 15 to 17 years	2	10	1	7	889	1 033	782	864
34 18 to 20 years	1	1	1	1	61	76	45	63
35 21 to 24 years	-	-	-	-	39	40	31	34
36 25 to 64 years	4	5	4	5	252	223	239	211
37 65 years and over	2	2	2	2	24	23	24	22
38 Unknown	-	-	-	-	9	3	9	3
4 Drivers and passengers of motorcycles	47	56	45	51	1 214	1 062	1 097	960
41 - of which: 0 to 9 years	-	-	-	-	3	4	1	-
42 10 to 14 years	1	-	1	-	24	11	10	3
43 15 to 17 years	1	1	1	-	56	34	41	25
44 18 to 20 years	5	4	4	4	51	45	38	31
45 21 to 24 years	8	4	8	4	149	133	135	123
46 25 to 64 years	32	44	31	40	910	816	851	759
47 65 years and over	-	3	-	3	16	15	16	15
48 Unknown	-	-	-	-	5	4	5	4
5 Drivers and passengers of passenger cars	346	284	250	198	19 037	18 794	12 732	12 604
51 - of which: 0 to 9 years	7	7	-	-	611	620	-	1
52 10 to 14 years	4	2	-	1	477	416	5	5
53 15 to 17 years	15	6	4	1	615	625	46	39
54 18 to 20 years	37	28	29	19	2 149	2 224	1 311	1 316
55 21 to 24 years	32	29	23	21	2 130	2 066	1 441	1 410
56 25 to 64 years	175	136	140	107	11 393	11 067	8 751	8 569
57 65 years and over	76	76	54	49	1 641	1 740	1 158	1 229
58 Unknown	-	-	-	-	21	36	20	35
6 Drivers and passengers of motor coaches, buses, trolleybuses and tramcars	10	4	-	-	345	317	73	75
7 Drivers and passengers of goods road vehicles	22	14	18	11	927	974	773	768
8 Other drivers and passengers	5	10	5	9	252	129	142	98

3. Persons killed or injured in road traffic accidents by category of user and age group

3. Personnes tuées ou blessées dans les accidents de la circulation routière selon la catégorie d'usager de la route et le groupe d'âge

3. Число погибших или раненых в дорожно-транспортных происшествиях по категориям пользователей дорог и группам возраста

Unit : number - Unité : nombre - Единица: число

Description Description Описание	Killed - tuées - погибших				Injured - blessées - раненых			
	Total		Of which: drivers		Total		Of which: drivers	
	Total		Dont: conducteurs		Total		Dont: conducteurs	
	Всего		Погибшие: водители		Всего		Погибшие: водители	
	2003	2004	2003	2004	2003	2004	2003	2004
0 Total (1+2+3+4+5+6+7+8)	546	510	371	343	30 098	28 746	21 634	20 582
01 - of which: 0 to 9 years	16	14	1	2	1 042	973	171	147
02 10 to 14 years	7	9	4	4	1 228	1 155	628	573
03 15 to 17 years	16	22	6	15	1 939	1 925	1 239	1 251
04 18 to 20 years	56	59	40	40	2 817	2 679	1 959	1 865
05 21 to 24 years	51	50	40	41	3 093	2 939	2 304	2 190
06 25 to 64 years	275	234	222	190	17 489	16 550	13 903	13 147
07 65 years and over	125	122	58	51	2 490	2 525	1 430	1 409
08 Unknown	-	-	-	-	-	-	-	-
1 Pedestrians	91	95			2 439	2 426		
11 - of which: 0 to 9 years	10	6			464	439		
12 10 to 14 years	-	3			234	242		
13 15 to 17 years	1	1			111	130		
14 18 to 20 years	2	1			125	114		
15 21 to 24 years	2	-			115	98		
16 25 to 64 years	24	25			867	861		
17 65 years and over	52	59			523	542		
18 Unknown	-	-			-	-		
2 Drivers and passengers of cycles	48	42	48	42	3 305	3 160	3 284	3 131
21 - of which: 0 to 9 years	1	1	1	1	149	131	138	118
22 10 to 14 years	3	2	3	2	439	406	434	399
23 15 to 17 years	4	2	4	2	264	249	261	248
24 18 to 20 years	-	-	-	-	159	140	159	139
25 21 to 24 years	3	-	3	-	198	187	198	186
26 25 to 64 years	23	20	23	20	1 798	1 729	1 797	1 723
27 65 years and over	14	17	14	17	298	318	297	318
28 Unknown	-	-	-	-	-	-	-	-
3 Drivers and passengers of mopeds	17	9	16	9	959	904	933	871
31 - of which: 0 to 9 years	-	-	-	-	2	1	-	-
32 10 to 14 years	2	1	1	1	169	153	161	143
33 15 to 17 years	-	4	-	4	301	302	291	283
34 18 to 20 years	-	-	-	-	70	56	68	55
35 21 to 24 years	-	-	-	-	26	19	25	18
36 25 to 64 years	6	3	6	3	273	257	270	257
37 65 years and over	9	1	9	1	118	116	118	115
38 Unknown	-	-	-	-	-	-	-	-
4 Drivers and passengers of motorcycles	100	114	98	110	5 394	5 256	4 962	4 878
41 - of which: 0 to 9 years	-	-	-	-	8	6	-	-
42 10 to 14 years	-	1	-	-	48	28	8	6
43 15 to 17 years	2	8	2	8	755	788	645	681
44 18 to 20 years	8	17	8	16	618	685	562	627
45 21 to 24 years	9	15	9	13	476	474	439	438
46 25 to 64 years	78	68	76	68	3 364	3 144	3 186	2 999
47 65 years and over	3	5	3	5	125	131	122	127
48 Unknown	-	-	-	-	-	-	-	-
5 Drivers and passengers of passenger cars	260	232	189	165	16 712	15 829	11 697	10 952
51 - of which: 0 to 9 years	5	6	-	-	362	328	-	-
52 10 to 14 years	2	1	-	-	264	286	1	1
53 15 to 17 years	7	7	-	1	448	395	31	23
54 18 to 20 years	44	41	31	24	1 768	1 620	1 129	1 013
55 21 to 24 years	35	32	26	25	2 170	2 062	1 575	1 481
56 25 to 64 years	127	110	104	92	10 374	9 813	8 094	7 612
57 65 years and over	40	35	28	23	1 326	1 325	867	822
58 Unknown	-	-	-	-	-	-	-	-
6 Drivers and passengers of motor coaches, buses, trolleybuses and tramcars	4	-	-	-	311	262	37	34
7 Drivers and passengers of goods road vehicles	13	9	10	8	688	669	531	538
8 Other drivers and passengers	13	9	10	9	290	240	190	178

3. Persons killed or injured in road traffic accidents by category of user and age group

3. Personnes tuées ou blessées dans les accidents de la circulation routière selon la catégorie d'usager de la route et le groupe d'âge

3. Число погибших или раненых в дорожно-транспортных происшествиях по категориям пользователей дорог и группам возраста

Unit : number - Unité : nombre - Единица: число

Description Description Описание	Killed - tuées - погибших				Injured - blessées - раненых			
	Total		Of which: drivers		Total		Of which: drivers	
	Total		Dont: conducteurs		Total		Dont: conducteurs	
	Всего		Погибшие: водители		Всего		Погибшие: водители	
	2003	2004	2003	2004	2003	2004	2003	2004

The FYR of Macedonia ¹⁾

0	Total (1+2+3+4+5+6+7+8)	118	155	59	72	2 750	2 927	1 155	1 255
01	- of which: 0 to 9 years	7	6	-	-	214	207	21	17
02	10 to 14 years	3	7	1	1	130	152	37	43
03	15 to 17 years	3	7	1	2	163	182	53	64
04	18 to 20 years	9	6	3	5	292	318	101	115
05	21 to 24 years	7	7	4	6	345	401	158	179
06	25 to 64 years	70	96	42	51	1 458	1 511	738	788
07	65 years and over	19	26	8	7	147	156	47	49
08	Unknown	-	-	-	-	1	-	-	-
1	Pedestrians	28	38			596	553		
11	- of which: 0 to 9 years	4	3			131	132		
12	10 to 14 years	-	4			58	56		
13	15 to 17 years	-	2			37	35		
14	18 to 20 years	2	1			41	31		
15	21 to 24 years	-	1			31	35		
16	25 to 64 years	12	11			228	187		
17	65 years and over	10	16			70	77		
18	Unknown	-	-			-	-		
2	Drivers and passengers of cycles	8	9	8	9	138	167	136	164
21	- of which: 0 to 9 years	-	-	-	-	22	18	21	17
22	10 to 14 years	1	1	1	1	29	37	28	36
23	15 to 17 years	-	1	-	1	9	17	9	16
24	18 to 20 years	-	-	-	-	16	4	16	4
25	21 to 24 years	-	-	-	-	4	3	4	3
26	25 to 64 years	3	4	3	4	42	59	42	59
27	65 years and over	4	3	4	3	16	29	16	29
28	Unknown	-	-	-	-	-	-	-	-
3	Drivers and passengers of mopeds	3	2		2	144	158	118	126
31	- of which: 0 to 9 years	1	-	-	-	3	2	-	-
32	10 to 14 years	1	-	-	-	7	5	5	2
33	15 to 17 years	-	-	-	-	34	21	25	17
34	18 to 20 years	-	-	-	-	22	32	15	21
35	21 to 24 years	-	-	-	-	17	21	15	15
36	25 to 64 years	1	2	-	2	59	73	55	67
37	65 years and over	-	-	-	-	3	4	3	4
38	Unknown	-	-	-	-	-	-	-	-
4	Drivers and passengers of motorcycles	4	6	2	6	138	158	110	111
41	- of which: 0 to 9 years	-	-	-	-	2	-	-	-
42	10 to 14 years	1	-	-	-	4	4	2	3
43	15 to 17 years	-	1	-	1	18	24	12	14
44	18 to 20 years	-	1	-	1	24	34	18	22
45	21 to 24 years	-	-	-	-	29	36	24	23
46	25 to 64 years	3	4	2	4	57	60	50	49
47	65 years and over	-	-	-	-	4	-	4	-
48	Unknown	-	-	-	-	-	-	-	-
5	Drivers and passengers of passenger cars	62	85	40	48	1 558	1 678	698	738
51	- of which: 0 to 9 years	1	3	-	-	51	50	-	-
52	10 to 14 years	-	1	-	-	29	39	2	-
53	15 to 17 years	2	-	1	-	58	78	7	15
54	18 to 20 years	6	4	3	4	160	204	49	65
55	21 to 24 years	7	6	4	6	255	292	112	130
56	25 to 64 years	43	67	30	34	962	976	511	517
57	65 years and over	3	4	2	4	42	39	17	11
58	Unknown	-	-	-	-	1	-	-	-
6	Drivers and passengers of motor coaches, buses, trolleybuses and tramcars	-	1	-	-	35	26	4	1
7	Drivers and passengers of goods road vehicles	7	1	5	1	93	83	59	54
8	Other drivers and passengers	6	13	4	6	48	104	30	61

1) The former Yugoslav Republic of Macedonia.

1) L'ex-République yougoslave de Macédoie

1) Бывшая Югославская Республика Македония.

3. Persons killed or injured in road traffic accidents by category of user and age group

3. Personnes tuées ou blessées dans les accidents de la circulation routière selon la catégorie d'usager de la route et le groupe d'âge

3. Число погибших или раненых в дорожно-транспортных происшествиях по категориям пользователей дорог и группам возраста

Unit : number - Unité : nombre - Единица: число

Description Description Описание	Killed - tuées - погибших				Injured - blessées - раненых			
	Total		Of which: drivers		Total		Of which: drivers	
	Total		Dont: conducteurs		Total		Dont: conducteurs	
	2003	2004	2003	2004	2003	2004	2003	2004
0 Total (1+2+3+4+5+6+7+8)	3 946	4 427	1 568	...	118 214	...	42 390	...
01 - of which: 0 to 9 years	236	...	8	...	8 713	...	248	...
02 10 to 14 years	103	...	11	...	5 458	...	711	...
03 15 to 17 years	88	...	17	...	5 287	...	1 194	...
04 18 to 20 years	160	...	45	...	8 358	...	2 452	...
05 21 to 24 years	248	...	90	...	13 434	...	4 966	...
06 25 to 64 years	2 663	...	1 293	...	69 571	...	31 299	...
07 65 years and over	331	...	63	...	5 853	...	1 081	...
08 Unknown	117	...	41	...	1 540	...	439	...
1 Pedestrians	724	16 205
11 - of which: 0 to 9 years	113	3 352
12 10 to 14 years	39	1 565
13 15 to 17 years	13	834
14 18 to 20 years	17	800
15 21 to 24 years	36	1 067
16 25 to 64 years	330	6 325
17 65 years and over	153	2 049
18 Unknown	23	213
2 Drivers and passengers of cycles	64	...	58	...	2 446	...	2 325	...
21 - of which: 0 to 9 years	9	...	8	...	273	...	246	...
22 10 to 14 years	13	...	11	...	610	...	582	...
23 15 to 17 years	4	...	4	...	354	...	343	...
24 18 to 20 years	4	...	3	...	180	...	168	...
25 21 to 24 years	3	...	3	...	160	...	152	...
26 25 to 64 years	18	...	17	...	712	...	680	...
27 65 years and over	10	...	9	...	130	...	129	...
28 Unknown	3	...	3	...	27	...	25	...
3 Drivers and passengers of mopeds	87	...	77	...	4 285	...	3 598	...
31 - of which: 0 to 9 years	-	...	-	...	61	...	-	...
32 10 to 14 years	-	...	-	...	123	...	71	...
33 15 to 17 years	7	...	7	...	520	...	421	...
34 18 to 20 years	9	...	6	...	690	...	568	...
35 21 to 24 years	9	...	8	...	621	...	528	...
36 25 to 64 years	51	...	45	...	2 069	...	1 820	...
37 65 years and over	9	...	9	...	140	...	125	...
38 Unknown	2	...	2	...	73	...	65	...
4 Drivers and passengers of motorcycles	75	...	61	...	4 615	...	3 588	...
41 - of which: 0 to 9 years	-	...	-	...	56	...	-	...
42 10 to 14 years	-	...	-	...	91	...	27	...
43 15 to 17 years	3	...	-	...	313	...	204	...
44 18 to 20 years	11	...	9	...	588	...	432	...
45 21 to 24 years	11	...	10	...	827	...	681	...
46 25 to 64 years	46	...	38	...	2 573	...	2 124	...
47 65 years and over	2	...	2	...	81	...	62	...
48 Unknown	2	...	2	...	74	...	58	...
5 Drivers and passengers of passenger cars	1 460	...	753	...	55 489	...	21 825	...
51 - of which: 0 to 9 years	56	...	-	...	3 387	...	-	...
52 10 to 14 years	17	...	-	...	1 740	...	20	...
53 15 to 17 years	28	...	3	...	1 719	...	181	...
54 18 to 20 years	51	...	18	...	3 717	...	1 043	...
55 21 to 24 years	87	...	37	...	6 550	...	2 640	...
56 25 to 64 years	1 110	...	646	...	35 828	...	17 204	...
57 65 years and over	72	...	27	...	1 932	...	529	...
58 Unknown	39	...	22	...	616	...	208	...
6 Drivers and passengers of motor coaches, buses, trolleybuses and tramcars	617	...	134	...	13 928	...	2 452	...
7 Drivers and passengers of goods road vehicles	880	...	468	...	19 822	...	8 091	...
8 Other drivers and passengers	39	...	17	...	1 424	...	511	...

3. Persons killed or injured in road traffic accidents by category of user and age group

3. Personnes tuées ou blessées dans les accidents de la circulation routière selon la catégorie d'usager de la route et le groupe d'âge

3. Число погибших или раненых в дорожно-транспортных происшествиях по категориям пользователей дорог и группам возраста

Unit : number - Unité : nombre - Единица: число

Description Description Описание	Killed - tuées - погибших				Injured - blessées - раненых			
	Total		Of which: drivers		Total		Of which: drivers	
	Total		Dont: conducteurs		Total		Dont: conducteurs	
	2003	2004	2003	2004	2003	2004	2003	2004
0 Total (1+2+3+4+5+6+7+8)	7 149	6 966	1 779	2 940	47 458	53 636	12 845	15 980
01 - of which: 0 to 9 years	141	...	-	...	1 798	...	7	...
02 10 to 14 years	115	...	2	...	1 857	...	55	...
03 15 to 17 years	198	...	47	...	2 471	...	458	...
04 18 to 20 years	418	...	128	...	4 566	...	1 289	...
05 21 to 24 years	614	...	246	...	5 509	...	1 960	...
06 25 to 64 years	4 850	...	1 279	...	27 928	...	8 732	...
07 65 years and over	813	...	77	...	3 329	...	344	...
08 Unknown	-	...	-	...	-	...	-	...
1 Pedestrians	3 263	3 082			16 836	17 924		
11 - of which: 0 to 9 years	90	83			1 195	1 164		
12 10 to 14 years	52	39			1 045	1 081		
13 15 to 17 years	63	59			904	948		
14 18 to 20 years	124	125			1 239	1 515		
15 21 to 24 years	173	162			1 406	1 574		
16 25 to 64 years	2 196	2 059			8 896	9 273		
17 65 years and over	565	555			2 151	2 369		
18 Unknown	-	-			-	-		
2 Drivers and passengers of cycles	597	566			2 824	3 008		
21 - of which: 0 to 9 years	6	11			103	121		
22 10 to 14 years	19	21			308	324		
23 15 to 17 years	13	14			138	167		
24 18 to 20 years	16	15			139	149		
25 21 to 24 years	21	19			156	174		
26 25 to 64 years	419	372			1 624	1 664		
27 65 years and over	103	114			356	409		
28 Unknown	-	-			-	-		
3 Drivers and passengers of mopeds	16	15	14	14	221	214	175	157
31 - of which: 0 to 9 years	-	-	-	-	2	1	-	-
32 10 to 14 years	-	-	-	-	16	18	8	-
33 15 to 17 years	1	2	1	2	34	25	21	16
34 18 to 20 years	5	1	4	-	31	27	22	22
35 21 to 24 years	1	2	1	2	34	42	28	34
36 25 to 64 years	7	7	6	7	94	94	86	78
37 65 years and over	2	3	2	3	10	7	10	7
38 Unknown	-	-	-	-	-	-	-	-
4 Drivers and passengers of motorcycles	562	384	426	304	3 898	3 157	2 524	2 071
41 - of which: 0 to 9 years	-	2	-	-	20	13	-	-
42 10 to 14 years	10	-	-	-	71	60	18	-
43 15 to 17 years	47	33	30	24	547	387	286	201
44 18 to 20 years	103	78	76	53	926	823	564	505
45 21 to 24 years	124	85	102	76	872	777	603	548
46 25 to 64 years	262	175	207	142	1 391	1 042	996	773
47 65 years and over	16	11	11	9	71	55	57	44
48 Unknown	-	-	-	-	-	-	-	-
5 Drivers and passengers of passenger cars	2 267	2 370	1 154	1 216	19 999	24 199	8 913	11 908
51 - of which: 0 to 9 years	31	47	-	-	409	540	6	-
52 10 to 14 years	30	20	2	-	335	400	22	-
53 15 to 17 years	62	56	13	-	696	835	126	-
54 18 to 20 years	145	158	41	49	1 940	2 161	616	1 488
55 21 to 24 years	265	313	128	143	2 704	3 532	1 193	2 047
56 25 to 64 years	1 633	1 682	916	977	13 313	16 016	6 696	7 937
57 65 years and over	101	94	54	47	602	715	254	436
58 Unknown	-	-	-	-	-	-	-	-
6 Drivers and passengers of motor coaches, buses, trolleybuses and tramcars	89	95	14	18	991	1 277	165	244
7 Drivers and passengers of goods road vehicles	200	206	97	114	1 485	1 897	643	815
8 Other drivers and passengers	155	248	74	...	1 204	2 590	425	...

3. Persons killed or injured in road traffic accidents by category of user and age group

3. Personnes tuées ou blessées dans les accidents de la circulation routière selon la catégorie d'usager de la route et le groupe d'âge

3. Число погибших или раненых в дорожно-транспортных происшествиях по категориям пользователей дорог и группам возраста

Unit : number - Unité : nombre - Единица: число

Description Description Описание	Killed - tuées - погибших				Injured - blessées - раненых			
	Total		Of which: drivers		Total		Of which: drivers	
	Total		Dont: conducteurs		Total		Dont: conducteurs	
	Всего		Погибшие: водители		Всего		Погибшие: водители	
	2003	2004	2003	2004	2003	2004	2003	2004

United Kingdom - Royaume-Uni - Соединенное Королевство ¹⁾

0	Total (1+2+3+4+5+6+7+8)	3 508	3 221	2 067	...	287 099	277 619	174 898	...
01	- of which: 0 to 9 years	61	...	5	...	13 472	...	1 294	...
02	10 to 14 years	72	...	9	...	14 925	...	3 006	...
03	15 to 17 years	190	...	76	...	17 908	...	7 851	...
04	18 to 20 years	391	...	217	...	27 287	...	16 163	...
05	21 to 24 years	347	...	209	...	28 471	...	18 948	...
06	25 to 64 years	1 793	...	1 299	...	157 021	...	115 821	...
07	65 years and over	637	...	244	...	20 305	...	9 305	...
08	Unknown	17	...	8	...	7 710	...	2 510	...
1	Pedestrians	774	671			35 631	34 210		
11	- of which: 0 to 9 years	29	...			5 032	...		
12	10 to 14 years	35	...			6 394	...		
13	15 to 17 years	33	...			2 788	...		
14	18 to 20 years	51	...			2 206	...		
15	21 to 24 years	41	...			2 290	...		
16	25 to 64 years	303	...			11 747	...		
17	65 years and over	277	...			3 849	...		
18	Unknown	5	...			1 325	...		
2	Drivers and passengers of cycles	114	134	114	...	16 919	16 514	16 750	...
21	- of which: 0 to 9 years	4	...	4	...	1 297	...	1 260	...
22	10 to 14 years	9	...	9	...	2 876	...	2 810	...
23	15 to 17 years	7	...	7	...	1 392	...	1 379	...
24	18 to 20 years	2	...	2	...	942	...	938	...
25	21 to 24 years	5	...	5	...	1 126	...	1 119	...
26	25 to 64 years	62	...	62	...	8 070	...	8 036	...
27	65 years and over	24	...	24	...	596	...	592	...
28	Unknown	1	...	1	...	620	...	616	...
3	Drivers and passengers of mopeds	24	...	24	...	4 855	...	4 707	...
31	- of which: 0 to 9 years	-	...	-	...	4	...	3	...
32	10 to 14 years	-	...	-	...	58	...	31	...
33	15 to 17 years	11	...	11	...	2 691	...	2 639	...
34	18 to 20 years	4	...	4	...	573	...	553	...
35	21 to 24 years	-	...	-	...	309	...	299	...
36	25 to 64 years	6	...	6	...	1 078	...	1 046	...
37	65 years and over	2	...	2	...	67	...	66	...
38	Unknown	1	...	1	...	75	...	70	...
4	Drivers and passengers of motorcycles	669	585	641	...	22 863	25 056	21 361	...
41	- of which: 0 to 9 years	-	...	-	...	37	...	3	...
42	10 to 14 years	-	...	-	...	193	...	70	...
43	15 to 17 years	34	...	31	...	1 756	...	1 555	...
44	18 to 20 years	49	...	43	...	2 359	...	2 160	...
45	21 to 24 years	64	...	59	...	2 350	...	2 173	...
46	25 to 64 years	509	...	495	...	15 450	...	14 745	...
47	65 years and over	10	...	10	...	267	...	250	...
48	Unknown	3	...	3	...	451	...	405	...
5	Drivers and passengers of passenger cars	1 769	1 671	1 169	...	186 573	182 187	122 617	...
51	- of which: 0 to 9 years	25	...	-	...	6 404	...	2	...
52	10 to 14 years	25	...	-	...	4 696	...	30	...
53	15 to 17 years	104	...	27	...	8 711	...	2 223	...
54	18 to 20 years	279	...	166	...	20 422	...	12 250	...
55	21 to 24 years	223	...	135	...	21 163	...	14 715	...
56	25 to 64 years	806	...	647	...	108 111	...	83 970	...
57	65 years and over	301	...	191	...	12 903	...	8 114	...
58	Unknown	6	...	3	...	4 163	...	1 313	...
6	Drivers and passengers of motor coaches, buses, trolleybuses and tramcars	11	...	1	...	9 057	...	861	...
7	Drivers and passengers of goods road vehicles	116	...	92	...	9 842	...	7 626	...
8	Other drivers and passengers	31	160	26	...	1 359	19 092	976	...

1) Data refer to Great Britain.

1) Les données se réfèrent à la Grande Bretagne.

1) Данные относятся к Великобритании.

3. Persons killed or injured in road traffic accidents by category of user and age group

3. Personnes tuées ou blessées dans les accidents de la circulation routière selon la catégorie d'usager de la route et le groupe d'âge

3. Число погибших или раненых в дорожно-транспортных происшествиях по категориям пользователей дорог и группам возраста

Unit : number - Unité : nombre - Единица: число

Description Description Описание	Killed - tuées - погибших				Injured - blessées - раненых			
	Total		Of which: drivers		Total		Of which: drivers	
	Total		Dont: conducteurs		Total		Dont: conducteurs	
	Всего		Погибшие: водители		Всего		Погибшие: водители	
	2003	2004	2003	2004	2003	2004	2003	2004
0 Total (1+2+3+4+5+6+7+8)	42 884	42 836	26 779	26 756	2 889 000	2 788 000	1 902 000	1 850 000
01 - of which: 0 to 9 years	1 200	1 241	8	11	147 000	139 000	-	-
02 10 to 14 years	1 379	1 364	191	199	143 000	143 000	8 000	8 000
03 15 to 17 years	2 023	1 980	1 061	1 047	186 000	173 000	104 000	101 000
04 18 to 20 years	4 007	3 916	2 527	2 476	296 000	283 000	199 000	198 000
05 21 to 24 years	4 379	4 465	2 939	3 034	313 000	295 000	221 000	211 000
06 25 to 64 years	23 108	23 036	15 969	16 069	1 593 000	1 550 000	1 224 000	1 190 000
07 65 years and over	6 698	6 506	4 067	3 903	210 000	205 000	145 000	141 000
08 Unknown	90	128	17	17	-	-	-	-
1 Pedestrians	4 774	4 641			70 000	68 000		
11 - of which: 0 to 9 years	240	226			9 000	9 000		
12 10 to 14 years	202	167			10 000	11 000		
13 15 to 17 years	95	87			2 000	2 000		
14 18 to 20 years	207	178			4 000	4 000		
15 21 to 24 years	266	277			5 000	5 000		
16 25 to 64 years	2 749	2 721			34 000	31 000		
17 65 years and over	981	939			6 000	6 000		
18 Unknown	34	46			-	-		
2 Drivers and passengers of cycles	629	725	46 000	41 000
21 - of which: 0 to 9 years	43	52	4 000	4 000
22 10 to 14 years	103	97	13 000	9 000
23 15 to 17 years	20	18	3 000	3 000
24 18 to 20 years	31	31	3 000	2 000
25 21 to 24 years	23	25	3 000	3 000
26 25 to 64 years	362	405	19 000	19 000
27 65 years and over	45	92	1 000	1 000
28 Unknown	2	5	-	-
3 Drivers and passengers of mopeds	(a)	(a)	(a)	(a)	(a)	(a)	(a)	(a)
31 - of which: 0 to 9 years	349	176
32 10 to 14 years
33 15 to 17 years
34 18 to 20 years
35 21 to 24 years
36 25 to 64 years
37 65 years and over
38 Unknown
4 Drivers and passengers of motorcycles	3 714	4 008	3 427	3 693	66 695	75 270	61 179	68 102
41 - of which: 0 to 9 years	7	6	4	5	45	27	271	104
42 10 to 14 years	35	47	23	36	1 194	2 176	958	1 529
43 15 to 17 years	46	59	256	288	990	2 126	718	1 858
44 18 to 20 years	243	265	219	238	6 465	6 494	5 553	5 530
45 21 to 24 years	431	453	396	424	8 256	8 995	7 872	8 343
46 25 to 64 years	2 833	3 065	2 635	2 832	48 038	54 048	44 310	49 062
47 65 years and over	117	112	112	107	1 766	2 337	1 593	2 078
48 Unknown	2	1	1	1	-	-	-	-
5 Drivers and passengers of passenger cars	32 271	31 693	22 270	21 910	2 639 625	1 808 855	1 808 855	1 751 454
51 - of which: 0 to 9 years	867	913	1	-	129 488	122 460	145	33
52 10 to 14 years	937	946	116	102	111 972	113 747	6 056	5 648
53 15 to 17 years	1 821	1 769	994	965	177 540	162 198	102 955	98 179
54 18 to 20 years	3 467	3 366	2 272	2 195	280 158	266 773	192 737	190 932
55 21 to 24 years	3 575	3 595	2 485	2 525	292 622	274 445	210 190	201 805
56 25 to 64 years	16 169	15 839	12 534	12 425	1 454 544	1 408 807	1 154 431	1 115 582
57 65 years and over	5 388	5 191	3 854	3 682	198 846	194 138	141 679	138 026
58 Unknown	47	74	14	16	179	-	80	-
6 Drivers and passengers of motor coaches, buses, trolleybuses and tramcars	41	41	6	11	14 253	14 554	3 958	2 792
7 Drivers and passengers of goods road vehicles	726	761	623	634	38 861	37 297
8 Other drivers and passengers	804	767	453	508

4. Road traffic accidents involving one or more persons under the influence of alcohol

4. Accidents de la circulation routière dans lesquelles une ou plusieurs personnes impliquées se trouvaient sous l'effet de l'alcool

4. Дорожно-транспортные происшествия, к которым причастны, одно или более число лиц, находящихся в состоянии опьянения

Unit : number - Unité : nombre - Единица: число

Country Pays Потрана	Description Описание	1990	1995	1998	1999	2000	2001	2002	2003	2004
Albania	A Accidents	...	13	4	9	7	15	15	16	...
Albanie	B Persons killed	...	10	2	8	6	15	7	6	17
Албания	C Persons injured	...	18	3	12	2	7	12	6	3
Andorra	A Accidents	18	15	11	15	5
Andorre	B Persons killed	2	1	2	5
Андорра	C Persons injured	33	32	17	39	10
Armenia	A Accidents	...	42	42	46	48	30	37	45	74
Arménie	B Persons killed	...	13	18	10	13	12	12	15	28
Армения	C Persons injured	...	59	64	80	62	55	48	63	114
Austria	A Accidents	3 046	2 655	2 225	2 468	2 574	2 559	2 736	2 841	2 835
Autriche	B Persons killed	126	113	82	93	68	69	92	84	67
Австрия	C Persons injured	4 305	3 888	3 126	3 439	3 673	3 517	3 901	4 020	4 017
Azerbaijan	A Accidents	127	96	78	74	94	82	78	85	...
Azerbaïdjan	B Persons killed	...	33	20	15	31	24	27	30	...
Азербайджан	C Persons injured	...	126	103	83	110	93	114	101	...
Belarus	A Accidents	1 773	1 464	1 408	751	737	680	785	722	755
Bélarus	B Persons killed	396	334	303	194	173	163	197	178	182
Беларусь	C Persons injured	1 822	1 578	1 441	896	865	803	1 024	904	941
Bulgaria	A Accidents	1 014	618	530	491	472	429	440	420	420
Bulgarie	B Persons killed	307	119	77	76	73	55	54	57	44
Болгария	C Persons injured	1 044	719	647	637	573	532	566	531	542
Croatia	A Accidents	2 698	2 883	3 316	3 234	3 300	3 909	...
Croatie	B Persons killed	217	209	209	123	89	98	...
Хорватия	C Persons injured	2 658	2 858	4 951	2 150	2 204	2 608	...
Cyprus	A Accidents	57	43	50	52	60	48	18
Chypre	B Persons killed	13	4	9	10	10	3	12
Кипр	C Persons injured	76	69	77	78	83	69	16
Czech Republic	A Accidents	4 536	4 380	3 882	3 714	3 566	3 557	3 779	3 404	2 787
République tchèque	B Persons killed	340	224	188	160	126	112	157	127	68
Чешская Республика	C Persons injured	5 824	5 967	5 256	4 910	4 677	4 723	5 063	4 570	3 665
Denmark	A Accidents	1 613	1 282	1 126	1 202	1 272	1 140	1 230	1 189	1 085
Danemark	B Persons killed	154	123	126	138	110	115	132	105	106
Дания	C Persons injured	1 903	1 549	1 348	1 418	1 586	1 326	1 449	1 473	1 286
Estonia	A Accidents	505	629	537	432	447	529	642	556	569
Estonie	B Persons killed	90	109	68	60	45	59	77	51	48
Эстония	C Persons injured	606	678	603	439	502	582	767	625	638
Finland	A Accidents	1 626	1 103	1 018	994	971	942	916	993	1 009
Finlande	B Persons killed	173	144	101	113	94	114	115	76	91
Финляндия	C Persons injured	2 015	1 354	1 265	1 201	1 191	1 180	1 187	1 273	1 347
Georgia	A Accidents	148	120	115	123	...	123	...
Géorgie	B Persons killed	25	31	38	...
Грузия	C Persons injured	156	142	150	...

For notes and code see end of table. Voir notes et code à la fin du tableau.

См. Примечания и шифр в конце таблицы.

4. Road traffic accidents involving one or more persons under the influence of alcohol

4. Accidents de la circulation routière dans lesquelles une ou plusieurs personnes impliquées se trouvaient sous l'effet de l'alcool

4. Дорожно-транспортные происшествия, к которым причастны, одно или более число лиц, находящихся в состоянии опьянения

Unit : number - Unité : nombre - Единица: число

Country Pays Потрана	Description Описание	1990	1995	1998	1999	2000	2001	2002	2003	2004
Germany	A Accidents	...	36 966	28 736	28 350	27 375	25 690	25 333	24 245	...
Allemagne	B Persons killed	...	1 716	1 114	1 114	1 022	909	932	817	...
Германия	C Persons injured	...	49 630	37 369	36 996	35 742	33 517	32 930	31 243	...
Greece	A Accidents	2 119	1 897	1 515	1 414	1 452
Grèce	B Persons killed	324	252	188	148	177
Греция	C Persons injured	1 455	1 316	1 003	922	988
Hungary	A Accidents	4 258	2 438	2 379	2 225	2 062	2 138	2 440	2 450	2 909
Hongrie	B Persons killed	438	189	135	134	118	167	148	123	188
Венгрия	C Persons injured	5 787	3 255	2 244	2 091	1 944	2 759	2 858	3 052	3 845
Iceland	A Accidents	50	67	44	58	56	45	42	36	23
Islande	B Persons killed	5	4	4	3	6	3	1	3	2
Исландия	C Persons injured	68	81	62	77	79	72	59	48	33
Israel	A Accidents	167	213	256	298	299	320	328
Israël	B Persons killed
Израиль	C Persons injured
Italy	A Accidents	...	2 443	2 726	2 974	3 311	2 713	2 901
Italie	B Persons killed	...	118	106	104	95	85	118
Италия	C Persons injured	...	3 824	4 134	4 669	5 116	4 102	4 385
Kazakhstan	A Accidents	...	3 145	3 209	1 214	1 274	1 811	2 278	1 264	1 232
Kazakhstan	B Persons killed	...	801	584	225	210	296	514	208	199
Казахстан	C Persons injured	...	3 594	3 951	1 526	1 560	2 090	2 833	1 647	1 540
Kyrgyzstan	A Accidents	...	279	298	261	302	350	304	291	310
Kirghizistan	B Persons killed	...	69	63	69	64	78	60	64	84
Кыргызстан	C Persons injured	...	382	390	325	374	432	367	355	395
Latvia	A Accidents	1 071	1 375	1 420	1 403	1 272	893	904	837	746
Lettonie	B Persons killed	225	232	209	233	198	147	169	135	116
Латвия	C Persons injured	1 254	1 708	1 724	1 687	1 623	1 174	1 221	1 087	954
Lithuania	A Accidents	1 001	711	1 167	1 109	1 109	1 031	995	888	990
Lituanie	B Persons killed	173	117	141	100	84	118	90	84	109
Литва	C Persons injured	1 053	816	1 452	1 425	1 428	1 321	1 338	1 145	1 340
Luxembourg	A Accidents	180	...	220	187	193	159	190	141	...
Luxembourg	B Persons killed	8	...	11	5	8	2	7	7	...
Люксембург	C Persons injured	172	...	274	243	231	210	236	185	...
Netherlands	A Accidents	2 864	2 559	2 511	2 546	2 433	2 232	2 156	2 071	...
Pays-Bas	B Persons killed	130	87	83	92	88	72	97	72	...
Нидерланды	C Persons injured	3 570	3 326	3 243	3 257	3 156	2 913	2 747	2 607	...
Poland	A Accidents	11 329	11 058	10 953	9 319	9 367	7 432	7 801	6 913	5 781
Pologne	B Persons killed	2 239	1 763	1 465	1 326	1 156	801	923	844	727
Польша	C Persons injured	12 676	12 612	13 422	11 311	11 478	9 112	9 582	8 402	7 057
Republic of Moldova	A Accidents	...	422	419	309	335	342	262	280	...
République de Moldova	B Persons killed	...	79	89	52	55	55	53	60	...
Республика Молдова	C Persons injured	...	531	535	396	484	438	340	366	...

For notes and code see end of table. Voir notes et code à la fin du tableau.

См. Примечания и шифр в конце таблицы.

4. Road traffic accidents involving one or more persons under the influence of alcohol

4. Accidents de la circulation routière dans lesquelles une ou plusieurs personnes impliquées se trouvaient sous l'effet de l'alcool

4. Дорожно-транспортные происшествия, к которым причастны, одно или более число лиц, находящихся в состоянии опьянения

Unit : number - Unité : nombre - Единица: число

Country Pays Потрана	Description Описание	1990	1995	1998	1999	2000	2001	2002	2003	2004
Romania	A Accidents	...	913	479	577	542	452	255	302	...
Roumanie	B Persons killed	...	337	170	217	215	186	107	52	...
Румыния	C Persons injured	...	684	334	408	405	303	160	275	...
Russian Federation	A Accidents	...	41 772	36 009	34 672	33 320	31 839	34 103	34 500	31 028
Fédération de Russie	B Persons killed	...	7 850	6 119	5 945	5 701	5 554	5 704	5 480	4 884
Российская Федерация	C Persons injured	...	47 882	43 195	41 315	39 770	37 993	41 861	43 762	39 593
Serbia and Montenegro	A Accidents	...	1 170	...	1 000	1 145	1 425	1 042	1 218	1 374
Serbie-et-Monténégro	B Persons killed	...	103	...	68	87	81	64	52	72
Сербия и Черногория	C Persons injured	...	1 734	...	1 328	1 512	2 038	1 410	1 677	1 914
Slovakia	A Accidents	...	1 278	1 342	1 170	1 151	1 202	1 032	1 107	1 125
Slovaquie	B Persons killed	...	74	68	66	45	52	56	54	41
Словакия	C Persons injured	...	1 744	1 790	1 612	1 457	1 572	1 361	1 488	1 453
Slovenia	A Accidents	1 259	1 296	1 531	1 539	1 550	1 778	1 764
Slovénie	B Persons killed	107	130	124	125	113	97	116
Словения	C Persons injured	2 625	1 724	2 109	2 124	2 148	2 610	2 630
Sweden	A Accidents	1 315	773	772	787	852	970	1 012	1 143	1 056
Suède	B Persons killed	84	47	45	45	56	60	47	66	57
Швеция	C Persons injured	1 756	994	1 018	1 059	1 166	1 337	1 453	1 614	1 525
Switzerland	A Accidents	2 644	2 303	2 358	2 469	2 493	2 454	2 506
Suisse	B Persons killed	158	135	95	128	114	107	93
Швейцария	C Persons injured	3 413	2 867	2 974	3 140	3 167	3 113	3 182
The FYR of Macedonia ¹⁾	A Accidents	...	377	233	203	144	115	165	207	203
	B Persons killed	...	26	15	21	7	6	8	7	11
	C Persons injured	...	565	319	307	282	188	257	325	297
Turkey	A Accidents	1 613	2 839	2 429	12 491	18 847	...
Turquie	B Persons killed	359	94	71	466	595	...
Турция	C Persons injured	1 254	5 135	4 102	22 784	32 986	...
Ukraine	A Accidents	8 307	5 358	4 430	3 915	3 347	3 146	2 865	2 984	2 989
Ukraine	B Persons killed	1 147	864	557	465	360	390	339	394	366
Украина	C Persons injured	7 031	6 224	5 077	4 392	3 766	3 470	3 162	3 338	3 533
United Kingdom ²⁾	A Accidents	13 210	10 180	10 100	11 050	11 800	12 270	13 150	12 400	11 220
Royaume-Uni	B Persons killed	760	540	460	460	530	530	550	580	590
Соединенное Королевство	C Persons injured	19 640	15 450	15 130	16 450	17 530	18 240	19 550	18 410	16 400
United States	A Accidents	262 668	335 926	205 000	215 000	327 510	...	275 087	292 239	264 852
Etats-Unis	B Persons killed	22 084	17 732	16 020	15 976	17 380	17 400	17 524	17 105	16 694
Соединенные Штаты	C Persons injured	378 000	318 194	305 000	308 000	310 130	...	257 563	275 134	248 158

NOTES TO TABLE 4 - NOTES DU TABLEAU 4 - ПРИМЕЧАНИЯ К ТАБЛИЦЕ 4

Explanation of code - Explication du code - Объяснение шифра

A = Accidents.

B = Persons killed.

C = Persons injured.

A = Accidents.

B = Persons killed.

C = Personnes blessées.

A = Происшествия.

B = Погибшие.

C = Раненые.

Country notes - Notes relatives aux pays - Примечания к данным, представляемым странами

1) The former Yugoslav Republic of Macedonia.

2) Data refer to Great Britain.

1) L'ex-République yougoslave de Macédoine.

2) Les données se réfèrent à la Grande Bretagne.

1) Бывшая Югославская Республика Македония.

2) Данные относятся к Великобритании.

5. Pedestrians and drivers, under the influence of alcohol, involved in accidents

5. Piétons et conducteurs sous l'effet de l'alcool, impliqués dans les accidents

5. Пешеходы и водители в состоянии опьянения, причастные к происшествиям

Unit : number - Unité : nombre - Единица: число

Country Pays Страна		Total Всего	Drivers of - Conducteurs de - Водители							Pedestrians
			Total drivers	Cycles	Mopeds	Motor cycles	Passengers cars	Other power driven vehicles	Other vehicles	
			(A)	(B)	(C)	(D)	(E)	(F)	(G)	
Austria	2000	2 592	2 380	145	236	41	1 848	110	-	212
Autriche	2003	2 899	2 704	173	211	67	2 114	138	1	195
Австрия	2004	2 902	2 651	166	206	53	2 101	124	1	251
Azerbaijan	2000	94	84	-	-	1	83	-	-	10
Azerbaïdjan	2003	85	78	-	-	5	67	-	6	7
Азербайджан	2004
Belarus	2000	758	743	3	5	127	494	114	-	15
Bélarus	2003	730	722	1	7	134	491	89	-	8
Беларусь	2004	778	766	8	12	111	558	77	-	12
Croatia	2000	3 517	3 321	148	159	122	2 579	222	91	196
Croatie	2003	2 706	2 568	34	49	62	1 993	331	99	198
Хорватия	2004
Czech Republic	2000	4 041	3 453	643	61	195	2 455	95	4	588
République tchèque	2003	3 894	3 465	652	34	198	2 452	126	3	429
Чешская Республика	2004
Denmark	2000	1 298	1 180	70	290	91	659	69	1	118
Danemark	2003	1 210	1 113	59	269	104	599	81	1	97
Дания	2004	1 104	1 004	41	280	69	557	55	2	100
Estonia	2000	456	354	25	8	18	278	25	-	102
Estonie	2003	569	436	30	7	10	365	23	1	133
Эстония	2004	586	454	47	12	13	350	32	-	132
Finland	2000	971	837	109	58	13	602	55	-	134
Finlande	2003	1 001	911	62	42	37	699	71	-	90
Финляндия	2004	1 018	944	62	47	35	740	60	-	74
Germany	2000	27 749	25 405	4 197	1 702	1 091	17 555	719	141	2 344
Allemagne	2003	24 554	22 696	4 731	1 541	1 015	14 665	582	162	1 858
Германия	2004
Greece	2000	1 678	1 678	7	81	334	959	297
Grèce	2003	1 093	1 093	5	50	222	685	131	-	...
Греция	2004	1 150	1 150	8	57	236	735	114	-	...
Hungary	2000	2 062	1 829	424	236	77	974	116	2	233
Hongrie	2003	2 450	2 241	385	181	77	1 457	105	36	209
Венгрия	2004	2 909	2 669	465	217	110	1 700	118	59	240
Iceland	2000	56	55	-	-	-	52	3	-	1
Islande	2003	36	36	-	-	-	33	3	-	-
Исландия	2004	23	23	-	-	1	20	2	-	-
Kazakhstan	2000	1 274	890	11	1	139	632	107	...	430
Kazakhstan	2003	1 264	849	8	-	107	680	54	-	415
Казахстан	2004	1 239	893	7	-	112	709	65	-	346
Kyrgyzstan	2000	302	210	6	-	18	121	-	65	92
Kirghizistan	2003	291	134	-	-	6	102	25	1	157
Кыргызстан	2004	310	146	1	-	4	138	...	3	164

For notes see end of table.

Voir notes à la fin du tableau.

См. примечания в конце таблицы.

5. Pedestrians and drivers, under the influence of alcohol, involved in accidents

5. Piétons et conducteurs sous l'effet de l'alcool, impliqués dans les accidents

5. Пешеходы и водители в состоянии опьянения, причастные к происшествиям

Unit : number - Unité : nombre - Единица: число

Country Pays Страна		Total Всего	Drivers of - Conducteurs de - Водители							Pedestrians
			Total drivers	Cycles	Mopeds	Motor cycles	Passengers cars	Other power driven vehicles	Other vehicles	
			(A)	(B)	(C)	(D)	(E)	(F)	(G)	
Latvia	2000	1 320	922	57	28	65	727	29	16	398
Lettonie	2003	868	774	28	14	55	622	54	1	94
Латвия	2004	773	689	26	13	52	546	51	1	84
Lithuania	2000	1 109	907	57	18	40	677	34	81	202
Lituanie	2003	905	758	47	14	22	632	31	12	147
Литва	2004	1 012	879	53	13	15	745	44	9	133
Luxembourg	2000	193	181	3	2	9	165	2	-	12
Luxembourg	2003	141	135	1	1	7	124	2	-	6
Люксембург	2004
Netherlands	2000	2 495	2 440	217	396	45	1 603	175	4	55
Pays-Bas	2003	2 118	2 082	191	390	56	1 279	164	2	36
Нидерланды	2004
Poland	2000	7 799	5 288	748	-	317	3 872	227	124	2 511
Pologne	2003	5 650	3 910	578	81	170	2 820	235	26	1 737
Польша	2004	5 614	3 888	497	95	165	2 854	259	18	1 726
Portugal ¹⁾	2000	60 039	60 039	808	5 566	3 749	35 670	13 844	402	...
Portugal	2003	57 102	57 102	861	4 366	3 515	34 533	13 803	24	...
Португалия	2004
Republic of Moldova	2000	335	266	7	-	46	193	10	10	69
République de Moldova	2003	283	228	2	-	42	173	10	1	55
Республика Молдова	2004
Romania	2000	569	289	30	-	1	257	1	-	280
Roumanie	2003	302	135	19	-	-	105	11	-	167
Румыния	2004
Russian Federation	2000	33 320	21 837	249	85	4 026	15 029	2 448	-	11 483
Fédération de Russie	2003	34 500	24 325	197	75	3 864	18 040	2 149	-	10 175
Российская Федерация	2004	31 028	21 988	186	87	3 248	16 453	2 014	-	9 040
Slovakia	2000	2 490	2 329	166	48	47	1 886	133	49	161
Slovaquie	2003	2 767	2 358	2 358	202
Словакия	2004
Slovenia	2000	1 042	961	89	132	51	617	35	37	81
Slovénie	2003	1 209	1 119	132	89	55	765	36	42	90
Словения	2004	1 133	1 048	117	87	55	720	39	30	85
Sweden	2000	855	855	-	59	32	728	36	-	...
Suède	2003	1 153	1 153	-	132	49	919	53	-	...
Швеция	2004	1 062	1 062	-	90	56	883	33	-	...
Switzerland	2000	2 530	2 453	110	136	264	1 875	56	12	77
Suisse	2003	2 463	2 410	127	108	320	1 776	61	18	53
Швейцария	2004	2 312	2 244	124	97	334	1 630	44	15	68
The FYR of Macedonia ²⁾	2000	152	149	7	5	10	111	15	1	3
	2003	207	205	6	7	8	171	13	-	2
	2004	203	200	5	11	9	148	26	1	3

For notes see end of table.

Voir notes à la fin du tableau.

См. примечания в конце таблицы.

5. Pedestrians and drivers, under the influence of alcohol, involved in accidents

5. Piétons et conducteurs sous l'effet de l'alcool, impliqués dans les accidents

5. Пешеходы и водители в состоянии опьянения, причастные к происшествиям

Unit : number - Unité : nombre - Единица: число

Country Pays Страна		Total Всего	Drivers of - Conducteurs de - Водители							Pedestrians
			Total drivers	Cycles	Mopeds	Motor cycles	Passengers cars	Other power driven vehicles	Other vehicles	
			(A)	(B)	(C)	(D)	(E)	(F)	(G)	
Turkey	2000	118 900	100 907	2 287	4 475	4 198	55 520	34 150	277	17 993
Turquie	2003	103 661	87 599	2 400	3 738	3 971	47 385	29 787	318	16 062
Турция	2004
Ukraine	2000	3 347	1 805	156	28	407	1 124	60	30	1 542
Ukraine	2003	2 984	1 687	118	27	411	1 037	84	10	1 297
Украина	2004	2 989	1 813	128	23	455	1 127	79	1	1 176
United States	2000	17 380	10 722	247	...	1 197	9 278	2 254
Etats-Unis	2003	17 105	10 834	235	...	1 418	9 181	2 282
Соединенные Штаты	2004	16 694	10 593	249	...	1 420	8 924	2 211

Explanation of code - Explication du code - Объяснение шифра

A = Total drivers.

B = Drivers of cycles

C = Drivers of mopeds.

D = Drivers of motor cycles.

E = Drivers of passenger cars, including taxis.

F = Drivers of other power driven vehicles.

G = Other vehicles.

H = Pedestrians.

A = Total des conducteurs.

B = Conducteurs de cycles.

C = Conducteurs de cyclomoteurs.

D = Conducteurs de motocycles.

E = Conducteurs de voitures particulières,
y compris les taxis.F = Autres conducteurs de véhicules
à propulsion mécanique.

G = Autres véhicules.

H = Piétons.

A = Всего водители.

B = Водители велосипедов.

C = Водители мопедов.

D = Водители мотоциклов.

E = Водители легковых автомобилей,
включая такси.F = Водители прочие механические
транспортные средства.

G = Прочие транспортные средства.

H = Пешеходы.

Country notes - Notes relatives aux pays - Примечания к данным, представляемым странами

1) Data refer to continent only.

2) The former Yugoslav Republic
of Macedonia.

1) Les données se réfèrent au continent.

2) L'ex-République yougoslave de
Macédoine.1) Данные относятся только к
континенту.2) Бывшая Югославская Республика
Македония.

6. Drivers and pedestrians under the influence of alcohol involved in a road traffic accidents which caused personal injury, by degree of alcohol concentration in blood

6. Conducteurs et piétons sous l'effet de l'alcool impliqués dans un accident ayant entraîné des lésions corporelles, par degré de concentration d'alcool dans le sang

6. Пешеходы и водители в состоянии алкогольного опьянения, попавшие в дорожно-транспортные происшествия, по степени концентрации алкоголя в крови

Unit : number - Unité : nombre - Единица: число

Country Pays Страна		Total Total Всего	Alcohol concentration in blood Concentration d'alcool dans le sang Концентрация алкоголя в крови		
			< 0.8 ‰	0.8 - 1.5 ‰	> 1.5 ‰
Austria	2000	2 592
Autriche	2003	2 899
Австрия	2004	2 902
Azerbaijan	2000	94
Azerbaïdjan	2003	85
Азербайджан	2004
Belarus	2000	758
Bélarus	2003	730
Беларусь	2004	778
Croatia	2000	3 517
Croatie	2003	2 706
Хорватия	2004
Czech Republic	2000	4 041
République tchèque	2003	3 894
Чешская Республика	2004
Denmark	2000	1 298 1)	...	420	624
Danemark	2003	1 210 1)	...	384	597
Дания	2004	1 104 1)	...	343	523
Estonia	2000	456
Estonie	2003	569
Эстония	2004	586
Finland	2000	971	...	208	716
Finlande	2003	1 001	...	230	707
Финляндия	2004	1 018	...	255	707
Germany	2000	27 749	4 049	6 613	16 475 2)
Allemagne	2003	24 554	3 306	5 901	14 417 2)
Германия	2004
Greece	2000	1 678	787	492	399
Grèce	2003	1 093	644	292	157
Греция	2004	1 150	686	258	206
Hungary	2000	2 062	336	719	1 007
Hongrie	2003	2 450	453	751	1 246
Венгрия	2004	2 909	602	913	1 394
Iceland	2000	56
Islande	2003	36
Исландия	2004	23
Kazakhstan	2000	1 274
Kazakhstan	2003	1 264
Казахстан	2004	1 239

For notes see end of table.

Voir notes à la fin du tableau.

См. примечания в конце таблицы.

6. Drivers and pedestrians under the influence of alcohol involved in a road traffic accidents which caused personal injury, by degree of alcohol concentration in blood

6. Conducteurs et piétons sous l'effet de l'alcool impliqués dans un accident ayant entraîné des lésions corporelles, par degré de concentration d'alcool dans le sang

6. Пешеходы и водители в состоянии алкогольного опьянения, попавшие в дорожно-транспортные происшествия, по степени концентрации алкоголя в крови

Unit : number - Unité : nombre - Единица: число

Country Pays Страна		Total Total Всего	Alcohol concentration in blood Concentration d'alcool dans le sang Концентрация алкоголя в крови		
			< 0.8 ‰	0.8 - 1.5 ‰	> 1.5 ‰
Kyrgyzstan	2000	302
Kirghizistan	2003	291
Кыргызстан	2004	310
Latvia	2000	1 320
Lettonie	2003	868
Латвия	2004	773
Lithuania	2000	1 109
Lituanie	2003	905
Литва	2004	1 012
Luxembourg	2000	193
Luxembourg	2003	141
Люксембург	2004
Netherlands	2000	2 495
Pays-Bas	2003	2 118
Нидерланды	2004
Poland	2000	7 799
Pologne	2003	5 650
Польша	2004	5 614
Portugal	2000	60 039	60 039
Portugal	2003	57 102	55 372	772	958
Португалия	2004
Republic of Moldova	2000	335
République de Moldova	2003	283
Республика Молдова	2004
Romania	2000	569
Roumanie	2003	302
Румыния	2004
Russian Federation	2000	33 320
Fédération de Russie	2003	34 500
Российская Федерация	2004	31 028
Slovakia	2000	2 490
Slovaquie	2003	2 767
Словакия	2004
Slovenia	2000	1 042	100	345 3)	597
Slovénie	2003	1 209	130	463 3)	610
Словения	2004	1 133	130	438 3)	565
Sweden	2000	855
Suède	2003	1 153
Швеция	2004	1 062

For notes see end of table.

Voir notes à la fin du tableau.

См. примечания в конце таблицы.

6. Drivers and pedestrians under the influence of alcohol involved in a road traffic accidents which caused personal injury, by degree of alcohol concentration in blood

6. Conducteurs et piétons sous l'effet de l'alcool impliqués dans un accident ayant entraîné des lésions corporelles, par degré de concentration d'alcool dans le sang

6. Пешеходы и водители в состоянии алкогольного опьянения, попавшие в дорожно-транспортные происшествия, по степени концентрации алкоголя в крови

Unit : number - Unité : nombre - Единица: число

Country Pays Страна		Total Total Всего	Alcohol concentration in blood Concentration d'alcool dans le sang Концентрация алкоголя в крови		
			< 0.8 ‰	0.8 - 1.5 ‰	> 1.5 ‰
Switzerland	2000	2 530
Suisse	2003	2 463
Швейцария	2004	2 312
The FYR of Macedonia ⁴⁾	2000	152
	2003	207
	2004	203
Turkey	2000	118 900	359	659	557
Turquie	2003	103 661	15 810	660	1 198
Турция	2004
United States	2000	17 380	2 510	4 651	10 219
Etats-Unis	2003	17 105	2 427	4 494	10 185
Соединенные Штаты	2004	16 694	2 285	4 533	9 876

NOTES TO TABLE 6 - NOTES DU TABLEAU 6 - ПРИМЕЧАНИЯ К ТАБЛИЦЕ 6

Country notes - Notes relatives aux pays - Примечания к данным, представляемым странами

1) Including pedestrians and drivers under the influence of alcohol with unknown alcohol concentration in blood.

1) Y compris les piétons et les conducteurs en état d'ébriété ayant un taux de concentration d'alcool dans le sang inconnu.

1) Включая пешеходов и водителей, определенно находившихся в состоянии алкогольного опьянения, но концентрация алкоголя в крови которых осталась неизвестной.

2) Alcohol concentration of 1.4 ‰ and over.

2) Taux de concentration d'alcool de 1.4 ‰ et plus.

2) Концентрация алкоголя 1.4 ‰ и выше.

3) Alcohol concentration between 0.5 ‰ and 0.8 ‰.

3) Taux de concentration d'alcool entre 0.5 ‰ et 0.8 ‰.

3) Концентрация алкоголя от 0.5 ‰ до 0.8 ‰.

4) The former Yugoslav Republic of Macedonia.

4) L'ex-République yougoslave de Macédoine.

4) Бывшая Югославская Республика Македония.

Background statistics

Statistiques auxiliaires

Вспомогательная статистика

7. Road vehicle fleet

7. Parc de véhicules routiers

7. Парк дорожно-транспортных средств

Unit: number - Unité: nombre - Единица: число лица: число

Country Pays Потрана		Vehicles at end of year Véhicules à la fin de l'année Транспортные средства к концу года								
		1990	1995	1998	1999	2000	2001	2002	2003	2004
Albania	A
Albanie	B	...	6 946	4 109	3 214	3 808	3 447	3 400	3 896	4 877
Албания	C	...	58 682	90 766	99 220	114 532	133 533	148 531	174 782	190 004
	D	...	6 651	9 227	10 316	16 806	20 813	21 026	21 693	25 066
	E	...	25 790	34 378	35 266	43 301	49 600	51 960	53 900	46 809
	F	...	3 334	2 731	1 860	2 274	2 721	2 670	2 957	1 966
Andorra	A
Andorre	B	...	8 601	8 423	8 713	9 136	9 380	9 780	10 167	10 599
Андорра	C	...	35 941	38 229	40 193	41 750	42 613	43 883	45 754	47 566
	D	...	159	168	180	180	185	189	193	202
	E	...	919	959	1 010	983	994	997	1 019	1 053
	F
Austria	A	430 022	372 000	363 000	360 000	363 000	347 000	304 000	340 000	297 000
Autriche	B	105 177	175 000	238 000	263 000	280 000	295 000	293 000	305 000	316 000
Австрия	C	2 991 284	3 593 588	3 887 174	4 010 000	4 097 000	4 182 000	3 987 000	4 054 000	4 109 129
	D	9 402	9 752	9 675	9 834	9 918	9 902	9 179	9 231	9 408
	E	252 504	290 290	309 630	318 757	326 784	331 394	319 981	326 087	332 976
	F	386 438	12 617	15 705	17 015	17 682	18 276	18 813	19 534	20 079
Azerbaijan	A
Azerbaïdjan	B	...	13 307	9 271	9 269	6 389	6 719	8 278	7 312	4 993
Азербайджан	C	260 210	278 285	281 320	306 933	332 026	342 958	350 600	370 439	403 964
	D	14 044	12 768	13 666	14 941	16 756	17 275	17 422	18 781	20 991
	E	99 507	79 673	79 934	69 685	78 566	77 142	76 928	77 019	78 918
	F	(a)	21 439	20 272	17 742	13 278	14 267	12 533	13 221	13 158
Belgium	A
Belgique	B	139 174	200 258	241 110	260 567	278 000	294 000	306 000	319 000	322 000
Бельгия	C	3 864 159	4 273 451	4 491 734	4 583 615	4 678 376	4 739 850	4 787 000	4 821 000	4 874 426
	D	15 644	14 667	14 588	14 673	14 722	14 676	14 769	15 060	15 328
	E	343 241	402 389	453 122	480 033	502 979	526 334	540 637	556 397	578 124
	F	37 138	40 074	42 342	44 055	45 452	46 302	46 789	47 102	47 394
Bulgaria	A	281 270	285 900	281 749	284 000	286 000	288 300	290 600	293 000	45 000
Bulgarie	B	225 533	233 400	233 952	235 000	236 300	238 000	239 600	243 000	93 000
Болгария	C	1 317 437	1 647 571	1 809 350	1 908 000	1 992 700	2 085 700	2 174 100	2 309 000	2 438 000
	D	34 599	41 839	42 264	42 721	43 005	43 566	43 860	44 348	36 630
	E	126 573	203 257	220 948	...	237 655	245 962	255 412	268 098	296 001
	F	...	19 920	21 320	...	21 735	23 624	24 446	25 389	21 680
Canada	A	28 000	22 281	19 822
Canada	B	331 000	298 100	313 680	273 957	311 275	318 330	350 088	378 251	408 700
Канада	C	12 622 000	13 192 272	13 887 270	16 538 054	16 832 168	17 054 789	17 543 659	17 755 082	17 900 000
	D	...	64 339	68 307	73 174	77 341	74 086	75 517	79 875	77 450
	E	3 867 000	3 420 277	3 625 818	649 130	661 433	654 474	644 316	660 450	674 450
	F	(a)	(a)	(a)	(a)	(a)	(a)	(a)	(a)	(a)
Croatia	A	...	11 193	31 581	38 000	43 000	49 000	57 000	65 000	74 000
Croatie	B	17 520	9 933	18 957	20 000	22 000	24 000	28 000	34 000	39 000
Хорватия	C	795 410	710 910	1 000 052	1 059 000	1 119 000	1 185 000	1 228 000	1 282 000	1 329 000
	D	5 836	3 897	4 814	4 715	4 637	4 703	4 731	4 782	4 811
	E	56 823	69 460	110 360	112 675	115 941	122 063	130 064	139 406	145 555
	F	...	4 037	5 408	5 492	5 748	6 202	6 909	7 470	7 894

For notes and code see end of table.

Voir notes et code à la fin du tableau.

См. Примечания и шифр в конце таблицы.

7. Road vehicle fleet

7. Parc de véhicules routiers

7. Парк дорожно-транспортных средств

Unit: number - Unité: nombre - Единица: число лица: число

Country Pays Потрана		Vehicles at end of year Véhicules à la fin de l'année Транспортные средства к концу года								
		1990	1995	1998	1999	2000	2001	2002	2003	2004
Cyprus	A	36 466	37 390	32 419	32 097	30 579	29 018	27 414	27 220	26 013
Chypre	B	14 487	13 003	11 918	12 659	12 736	12 967	12 862	14 296	15 383
Кипр	C	178 602	219 749	249 225	256 989	267 589	280 069	287 622	302 501	335 000
	D	2 308	2 670	2 754	2 835	2 949	3 003	2 997	3 275	3 199
	E	74 018	100 263	108 091	110 114	113 581	116 795	116 542	118 350	116 343
	F	...	919	1 203	1 011	1 085	1 147	1 250	1 295	1 482
Czech Republic	A	...	510 825	519 818	454 055	430 521	438 026	443 767	438 322	438 839
République tchèque	B	...	404 393	927 000	800 000	317 610	317 434	316 411	313 276	317 688
Чешская Республика	C	2 411 297	3 043 316	3 492 961	3 439 745	3 438 870	3 529 791	3 647 067	3 706 012	3 815 547
	D	20 474	20 474	19 960	18 981	18 259	18 384	21 340	20 627	19 948
	E	202 929	202 929	260 276	268 259	275 617	296 412	323 434	340 094	371 437
	F	...	16 382	20 035	21 151	22 669	24 823	26 061	25 652	24 769
Denmark	A	119 928	...	48 107	57 707	64 615	67 975	68 591	67 961	67 313
Danemark	B	44 111	51 946	64 013	69 231	73 695	78 390	82 731	87 779	94 815
Дания	C	1 590 345	1 679 007	1 817 147	1 843 254	1 854 060	1 872 631	1 888 290	1 894 649	1 915 821
	D	8 109	13 669	13 911	13 909	13 968	13 954	13 986	14 132	14 191
	E	286 613	324 346	347 136	362 002	373 293	380 251	389 362	400 008	423 126
	F	15 227	9 412	10 497	11 256	11 557	12 009	12 400	12 805	13 021
Estonia	A
Estonie	B	105 700	3 300	6 100	6 700	6 700	6 800	7 200	8 100	9 000
Эстония	C	241 664	383 444	450 954	458 700	463 900	407 300	400 700	434 000	471 000
	D	7 900	7 152	6 448	6 336	6 059	5 542	5 306	5 493	5 413
	E	67 700	65 598	80 617	81 030	82 119	80 535	80 179	83 430	85 732
	F	...	29 600	50 908	50 726
Finland ¹⁾	A	109 000	94 000	101 000	103 000	103 000	103 000	108 000	116 000	129 000
Finlande	B	59 716	65 000	72 704	80 178	91 000	103 000	116 021	129 670	143 000
Финляндия	C	1 938 856	1 900 855	2 021 116	2 082 580	2 134 728	2 161 000	2 194 683	2 274 577	2 347 000
	D	9 327	8 083	9 040	9 487	9 852	9 769	10 005	10 358	10 716
	E	261 495	252 032	280 610	293 707	304 318	309 270	316 318	323 538	355 182
	F	(a)	3 832	5 253	5 209	5 309	5 271	5 385	5 558	5 890
France	A	2 300 000	1 562 000	1 482 000	1 461 000	1 442 000	1 421 000	1 387 000	1 357 000	1 331 000
France	B	813 000	729 000	839 000	912 000	968 000	1 019 000	1 054 000	1 091 000	1 131 000
Франция	C	23 550 000	25 100 000	26 810 000	27 480 000	28 060 000	28 700 000	29 160 000	29 560 000	29 900 000
	D	73 700	81 800	84 961	85 668	85 749	86 954	85 876	87 101	88 417
	E	3 567 767	3 596 916	4 984 586	5 074 835	5 194 817	5 306 067	5 354 321	5 362 600	5 382 259
	F	166 809	175 746	184 359	190 916	197 688	201 961	208 511	218 921	229 440
Georgia	A
Géorgie	B	7 637
Грузия	C	481 900	360 600	260 400	247 900	244 800	247 800	252 000	255 200	...
	D	13 500	13 700	14 800	18 900	19 800	22 700	24 100	25 700	...
	E	84 900	90 600	56 200	50 000	47 000	47 000	45 500	42 900	...
	F
Germany	A	...	1 728 000	1 747 000	1 743 000
Allemagne	B	...	2 268 000	2 925 843	3 177 000	3 410 000	3 557 000	3 567 000	3 745 000	3 828 000
Германия	C	...	40 404 294	41 673 787	42 324 000	43 772 300	44 383 000	44 657 300	45 022 900	45 376 000
	D	70 370	86 258	83 285	84 687	86 656	86 461	85 880	86 480	85 508
	E	...	2 215 236	2 370 599	2 465 535	2 610 885	2 649 097	2 619 267	2 586 329	2 572 142
	F	...	124 079	140 516	153 527	171 124	177 884	178 114	179 219	185 364

For notes and code see end of table.

Voir notes et code à la fin du tableau.

См. Примечания и шифр в конце таблицы.

7. Road vehicle fleet

7. Parc de véhicules routiers

7. Парк дорожно-транспортных средств

Unit: number - Unité: nombre - Единица: число лиц: число

Country Pays Потрана		Vehicles at end of year Véhicules à la fin de l'année Транспортные средства к концу года								
		1990	1995	1998	1999	2000	2001	2002	2003	2004
Greece Grèce Греция	A	1 621 000	1 561 000	1 608 000	1 614 000	1 617 000	...
	B	256 594	475 668	633 765	710 775	781 361	853 366	911 000	970 000	1 042 605
	C	1 735 523	2 204 761	2 675 676	2 928 881	3 195 065	3 423 704	3 646 000	3 839 549	4 073 511
	D	21 430	24 600	26 320	27 147	27 459	27 518	27 650	27 498	26 780
	E	743 176	875 734	978 688	1 009 995	1 043 018	1 070 712	1 093 315	1 114 494	1 159 137
	F	8 930	9 293	9 765	10 264	10 749	...
Hungary Hongrie Венгрия	A
	B	168 817	159 152	97 073	87 573	91 000	93 100	97 593	103 000	112 000
	C	1 944 553	2 244 946	2 218 124	2 256 000	2 365 000	2 482 800	2 629 500	2 777 000	2 828 000
	D	26 438	20 464	18 795	17 988	18 100	18 058	18 114	18 111	17 619
	E	208 302	278 018	295 048	308 944	328 357	341 109	354 488	361 778	361 432
	F	38 397	32 614	24 591	23 559	24 426	25 220	26 786	29 752	32 392
Iceland Islande Исландия	A	422	509
	B	1 113	1 372	1 906	2 084	2 278	2 444	2 557	2 747	3 105
	C	119 731	119 232	140 372	151 409	158 936	159 865	162 000	166 869	175 427
	D	1 328	1 295	1 544	1 621	1 675	1 711	1 699	1 709	1 762
	E	13 122	14 487	15 905	17 115	18 662	19 175	19 443	21 235	...
	F	...	270	645	692	772	814	834
Ireland Irlande Ирландия	A	10 000
	B	22 744	23 452	24 398	26 700	31 000	33 000	33 000	35 000	35 000
	C	797 713	990 384	1 196 900	1 269 200	1 319 000	1 404 000	1 470 000	1 532 000	1 582 000
	D	4 047	5 282	7 194	7 794	8 247	8 462	8 486	8 803	8 980
	E	143 166	141 785	170 866	188 814	205 575	219 510	233 069	251 130	268 082
	F
Israel Israël Израиль	A	15 899	31 673	35 238	35 130	35 840	36 677	36 539
	B	22 177	33 022	39 773	40 513	41 632	43 059	42 392	76 188	77 041
	C	811 720	1 130 984	1 297 965	1 341 339	1 422 032	1 485 883	1 512 659	1 536 359	1 584 225
	D	8 886	12 999	14 986	16 805	18 046	18 780	11 788	11 631	11 415
	E	154 211	246 605	282 904	292 107	309 938	326 284	335 778	337 517	344 573
	F	2 511	3 735	3 913	3 863	4 042	4 212	4 116	4 086	4 012
Italy Italie Италия	A	3 028 834	3 697 545	4 100 321	4 431 146	4 451 124	4 495 813	4 540 906
	B	2 974 671	2 946 415	2 759 000	2 976 000	3 376 000	3 732 000	4 050 000	4 375 947	...
	C	27 415 828	30 301 424	31 370 765	32 038 290	32 583 815	33 239 029	33 706 153	34 310 446	...
	D	77 731	75 023	85 799	85 762	87 956	89 858	91 716	92 701	...
	E	2 348 992	2 708 801	3 171 494	3 221 335	3 377 573	3 541 545	3 751 699	3 933 930	...
	F	67 780	79 631	102 526	106 726	115 958	124 149	132 622	139 402	...
Kazakhstan Kazakhstan Казахстан	A	532	1 470	1 146	1 205	1 143	1 436	...
	B	194 831	154 380	111 596	96 704	79 810	73 320	...
	C	809 700	1 034 129	971 170	987 724	1 000 298	1 057 801	1 062 554	1 148 754	...
	D	55 011	45 574	29 547	26 146	24 685	24 436	24 785	26 004	...
	E	...	260 828	128 133	106 331	94 291	88 268	88 642	89 640	...
	F	...	12 978	6 907	5 862	5 597	5 255	5 632	6 188	...
Kyrgyzstan Kirghizistan Кыргызстан	A	73	80	34	165
	B	...	59 500	22 539	19 555	15 860	12 308	10 834	9 491	8 698
	C	194 592	197 500	187 734	187 322	189 827	189 796	188 711	188 900	196 339
	D
	E
	F

For notes and code see end of table.

Voir notes et code à la fin du tableau.

См. Примечания и шифр в конце таблицы.

7. Road vehicle fleet

7. Parc de véhicules routiers

7. Парк дорожно-транспортных средств

Unit: number - Unité: nombre - Единица: число лица: число

Country Pays Потрана		Vehicles at end of year Véhicules à la fin de l'année Транспортные средства к концу года								
		1990	1995	1998	1999	2000	2001	2002	2003	2004
		Latvia Lettonie Латвия	A
	B	...	15 729	19 409	19 500	20 700	21 400	22 200	23 000	24 000
	C	331 837	332 000	482 670	525 572	556 800	586 200	619 100	648 901	686 100
	D	12 138	16 813	11 829	11 870	11 807	11 605	11 475	11 294	11 051
	E	53 692	60 769	74 954	80 112	86 853	88 890	91 602	93 130	95 509
	F	6 273	7 899	9 988	10 108	10 228	10 818	11 132	11 496	12 044
Liechtenstein Liechtenstein Лихтенштейн	A	1 351	1 500	940	946	1 100	1 123	987
	B	1 895	2 063	2 139	2 242	2 310	2 402	2 562
	C	20 469	21 150	21 784	22 626	23 265	23 524	23 935
	D	132	115	103	113	103	99	102
	E	2 308	2 428	2 166	2 292	2 344	2 317	2 344
	F	294	308	321	243	247
Lithuania Lituanie Литва	A
	B	...	20 000	19 266	19 500	19 800	20 200	21 000	21 800	22 900
	C	492 978	718 469	980 910	1 089 300	1 172 400	1 133 500	1 180 900	1 256 900	1 315 900
	D	15 707	17 584	15 679	16 090	15 543	15 641	15 842	16 006	14 853
	E	83 035	101 422	89 866	86 824	88 346	89 373	93 508	97 454	101 284
	F	7 752	7 469	9 588	9 752	10 267	11 016	12 037	13 063	14 393
Luxembourg Luxembourg Люксембург	A
	B	3 930	8 406	9 946	10 819	11 486	11 945	11 961	12 671	13 380
	C	191 588	231 666	253 406	263 475	273 086	280 709	280 713	287 245	293 398
	D	760	871	945	984	1 051	1 122	1 123	1 176	1 227
	E	11 275	15 794	17 020	18 025	19 226	20 415	21 782	22 691	23 330
	F	6 697	8 864	9 870	...	10 573	...	12 080	12 007	12 656
Malta ²⁾ Malte Мальта	A
	B	7 685	17 411	11 200	11 870	12 402	12 830	13 324	13 420	12 781
	C	109 131	180 851	173 700	182 642	189 123	195 400	201 900	202 171	204 949
	D	978	1 014	1 117	1 133	1 141	1 125	1 134	1 150	1 003
	E	21 870	40 835	48 403	42 687	41 983	42 399	42 615	44 657	44 591
	F	(a)	(a)	(a)	(a)	1 181	1 264	1 237	1 200	1 179
Netherlands Pays-Bas Нидерланды	A	458 000	684 000	529 000
	B	159 000	315 000	392 459	414 000	438 000	461 000	494 000	517 000	537 000
	C	5 205 000	5 664 000	6 119 581	6 343 000	6 539 000	6 711 000	6 855 000	6 908 000	6 992 000
	D	11 628	11 636	11 006	11 210	11 374	11 326	11 382	11 344	11 234
	E	491 000	582 762	710 169	779 427	839 435	880 459	917 384	946 191	971 080
	F	35 208	43 484	52 647	56 759	59 828	62 013	62 889	63 445	64 519
Norway Norvège Норвегия	A	137 585	115 211	113 868	114 868	115 892	121 159	130 523	140 796	144 855
	B	30 369	43 413	70 479	78 133	85 672	90 268	94 645	98 800	103 716
	C	1 613 037	1 684 664	1 786 404	1 813 642	1 851 929	1 872 862	1 899 767	1 933 660	1 977 922
	D	21 222	32 515	36 218	37 039	36 686	35 667	34 110	32 374	30 592
	E	69 520	70 694	70 652	76 414	77 442	79 356	80 623
	F	3 604	4 051	5 133	5 265	5 299
Poland Pologne Польша	A	...	750 000	743 611	637 000	590 400	400 500	391 300	400 500	310 000
	B	1 356 553	929 269	819 902	804 000	802 600	845 500	868 900	845 500	836 000
	C	5 260 646	7 517 266	8 890 763	9 283 000	9 991 300	10 503 000	11 028 900	11 243 800	11 975 000
	D	92 403	85 413	80 827	78 958	82 590	82 500	83 389	82 769	82 845
	E	1 010 143	1 298 711	1 484 575	1 597 874	1 783 008	1 876 155	2 051 831	2 191 762	2 262 923
	F	35 934	55 388	78 239	85 013	96 060	103 138	110 783	121 657	128 682

For notes and code see end of table.

Voir notes et code à la fin du tableau.

См. Примечания и шифр в конце таблицы.

7. Road vehicle fleet

7. Parc de véhicules routiers

7. Парк дорожно-транспортных средств

Unit: number - Unité: nombre - Единица: число лиц: число

Country Pays Потрана		Vehicles at end of year Véhicules à la fin de l'année Транспортные средства к концу года								
		1990	1995	1998	1999	2000	2001	2002	2003	2004
		Portugal	A
Portugal	B	134 594	216 000	301 000	324 000	346 000	368 000	387 000
Португалия	C	2 552 336	3 751 000	4 587 000	4 932 000	5 260 000	5 537 000	5 788 000
	D	12 099	15 020	17 513	18 544	19 780	20 760	21 387
	E	508 520	1 175 376	1 436 098	1 540 631	1 658 229	1 752 716	1 829 158
	F	11 481	28 398	38 751	44 258	49 879	54 608	58 357
Republic of Moldova	A
République de Moldova	B	...	150 000	115 700	97 300	91 400	79 800	78 800	49 900	15 000
Республика Молдова	C	208 984	165 941	222 800	232 300	238 400	256 500	268 900	265 800	274 500
	D	11 910	8 564	13 327	13 985	13 167	15 096	16 183	16 124	20 112
	E	76 909	59 888	42 779	52 430	46 351	45 809	46 277	46 905	73 855
	F	...	4 550	3 705	3 359	2 866	2 612	2 580	2 483	...
Romania	A	206 202	205 032	204 340	203 603	198 530	174 100	130 500	132 900	130 200
Roumanie	B	105 444	122 692	121 335	121 547	117 155	103 100	100 600	103 000	104 500
Румыния	C	1 292 283	2 197 477	2 822 254	2 980 014	3 128 782	3 225 500	2 971 000	3 087 600	3 225 300
	D	29 108	42 997	46 508	47 305	48 142	47 724	40 761	41 947	...
	E	...	317 874	380 312	410 159	413 493	418 522	409 013	426 013	442 742
	F	...	22 085	26 552	28 721	31 923	34 908	33 852	35 580	38 243
Russian Federation	A
Fédération de Russie	B	...	9 457 200	7 165 929	6 329 000
Российская Федерация	C	8 964 000	14 195 300	18 819 558	19 718 000	20 246 886	21 152 108	22 342 313	23 271 365	24 091 319
	D	473 300	526 337	639 732	645 396
	E	2 744 000	2 936 874	3 108 231	3 196 177	4 121 984	4 217 702	4 331 104	4 363 283	4 470 107
	F	...	171 373
Serbia and Montenegro	A
Serbie-et-Monténégro	B	43 000	...	40 743	35 952	13 262	13 097	12 339	13 287	14 771
Сербия и Черногория	C	1 406 000	1 601 143	1 770 070	1 233 164	1 287 338	1 399 119	1 359 206	1 404 216	1 466 305
	D	13 100	13 967	12 659	12 520	9 760	9 895	8 911	9 144	9 125
	E	93 000	...	145 760	181 310	202 066	214 462	213 693	222 655	228 471
	F	315 584	218 305	116 625	119 392	120 383	122 860	134 331
Slovakia	A	...	147 272
Slovaquie	B	286 250	81 847	100 891	44 200	45 600	46 700	47 900	48 700	52 000
Словакия	C	875 550	1 015 794	1 196 109	1 236 400	1 274 200	1 292 800	1 326 900	1 356 200	1 197 000
	D	14 301	12 053	11 515	11 335	11 149	10 889	10 834	10 852	9 202
	E	145 531	148 431	154 771	157 651	149 902	156 481	164 484	174 173	163 067
	F	...	1 306	1 721	2 306	3 281	4 994	6 837	8 851	11 435
Slovenia	A	...	583	38 732	30 393	29 000
Slovénie	B	15 842	8 430	9 213	9 978	11 308	11 723	11 200	12 156	12 000
Словения	C	578 268	698 212	814 000	849 000	869 000	885 000	914 600	889 580	911 000
	D	3 077	2 467	2 327	2 319	2 259	2 212	2 189	2 188	2 257
	E	30 767	39 371	45 769	47 888	50 232	51 836	55 242	48 926	51 347
	F	...	3 326	3 912	4 077	4 298	4 602	5 027	4 975	5 543
Spain	A
Espagne	B	1 073 400	1 301 180	1 361 000	1 404 000	1 446 000	1 483 000	1 517 208	1 513 526	1 514 000
Испания	C	11 995 640	14 212 259	16 050 057	16 848 000	17 449 000	18 151 000	18 732 632	18 688 320	18 688 000
	D	45 767	47 375	51 805	53 540	54 732	56 146	56 953	55 993	55 993
	E	2 332 928	2 936 765	3 393 446	3 604 972	3 780 221	3 949 001	4 091 875	4 188 910	...
	F	68 157	87 481	116 305	130 216	142 955	155 957	167 014	174 507	...

For notes and code see end of table.

Voir notes et code à la fin du tableau.

См. Примечания и шифр в конце таблицы.

7. Road vehicle fleet

7. Parc de véhicules routiers

7. Парк дорожно-транспортных средств

Unit: number - Unité: nombre - Единица: число лица: число

Country Pays Потрана	Vehicles at end of year Véhicules à la fin de l'année Транспортные средства к концу года									
	1990	1995	1998	1999	2000	2001	2002	2003	2004	
	Sweden Suède Швеция	A	...	54 400	12 800	14 300	28 300
	B	41 100	63 000	101 003	119 900	140 000	158 000	175 000	188 000	206 000
	C	3 600 518	3 631 000	3 791 000	3 890 000	3 999 000	4 019 000	4 044 000	4 075 000	4 113 000
	D	14 595	14 577	14 924	14 869	14 417	14 246	14 013	13 742	13 363
	E	309 520	302 720	337 973	354 293	367 515	389 045	402 203	421 561	433 008
	F	3 975	4 989	6 163	6 488	6 707	6 648	6 737	6 667	6 977
Switzerland Suisse Швейцария	A	464 609	333 427	283 722	264 597	238 770	219 624	208 240	195 560	187 629
	B	299 264	370 699	435 042	464 357	493 781	521 390	545 132	567 358	583 010
	C	2 985 399	3 229 169	3 383 273	3 647 311	3 545 247	3 629 713	3 700 951	3 753 890	3 811 351
	D	31 293	36 967	39 012	39 692	40 260	41 342	42 401	43 629	44 784
	E	246 194	255 588	259 871	266 074	270 485	276 719	281 236	283 208	288 742
	F	5 942	6 764	7 509	7 880	8 033	8 527	8 906	9 121	9 451
The FYR of Macedonia ³⁾	A
	B	1 868	2 305	3 566	4 000	4 000	4 000	3 000	2 000	...
	C	230 774	285 907	288 678	290 000	300 000	310 000	308 000	300 000	...
	D	2 320	2 541	2 478	2 479	2 498	2 620	2 497	2 478	...
	E	15 489	19 546	20 075	20 011	20 763	21 727	20 213	19 042	...
	F	2 332	3 012	3 365	3 459	3 865	4 169	4 105	3 952	...
Turkey Turquie Турция	A
	B	531 941	819 922	940 935	975 746	1 011 284	1 031 221	1 046 907	1 073 415	...
	C	1 649 879	3 058 511	3 838 288	4 072 326	4 422 180	4 534 803	4 600 140	4 700 343	...
	D	188 099	263 248	319 856	333 869	354 339	358 687	361 797	368 894	...
	E	520 760	719 164	997 167	1 071 902	1 188 742	1 229 668	1 274 406	1 378 491	...
	F	...	27 774	36 601	37 471	40 658	41 590	42 905	46 693	...
United Kingdom ⁴⁾ Royaume-Uni Соединенное Королевство	A	279 000	115 276	96 000	110 000	120 000	126 000	126 000	133 000	134 020
	B	712 000	627 479	820 000	903 000	968 000	1 026 000	1 112 000	1 181 000	1 109 148
	C	21 485 000	21 950 810	23 922 000	24 628 000	25 067 000	25 783 000	26 460 000	26 953 000	27 765 100
	D	157 000	158 174	166 000	173 358	177 793	176 968	177 994	179 691	182 659
	E	2 330 200	2 461 871	2 770 317	2 803 304	2 861 463	2 960 542	3 052 688	3 072 742	3 339 765
	F	106 000	117 278	306 424	310 994	301 240	286 149	286 011	299 418	319 505
United States Etats-Unis Соединенные Штаты	A	(b)	(b)	(b)	(b)	(b)	(b)	(b)	(b)	(b)
	B	4 222 987	3 897 000	3 879 450	4 152 433	4 346 068	490 356	5 004 156	5 370 035	5 780 485
	C	181 975 000	194 125 000	203 168 743	207 788 420	212 706 399	221 821 103	220 931 982	222 701 430	228 275 978
	D	626 987	685 500	715 540	728 777	746 125	749 548	760 717	776 550	795 274
	E	16 008 545	6 719 421	7 732 270	7 791 426	8 022 649	7 857 674	7 927 280	7 912 018	8 171 363
	F	1 338 149	1 335 465	1 500 546	1 533 771	1 587 611	1 940 346	1 850 545	1 852 031	(a)

For notes and code see end of table.

Voir notes et code à la fin du tableau.

См. Примечания и шифр в конце таблицы.

NOTES TO TABLE 7 - NOTES DU TABLEAU 7 - ПРИМЕЧАНИЯ К ТАБЛИЦЕ 7

Explanation of code - Explication du code - Объяснение шифра

A = Mopeds.	A = Cyclomoteurs.	A = Мопеды.
B = Motorcycles.	B = Motocycles.	B = Мотоциклы.
C = Passenger cars, including taxis.	C = Voitures particulières, y compris les taxis.	C = Легкие автомобили, включая такси.
D = Buses, coaches and trolleybuses.	D = Autocars, autobus et trolleybus.	D = Междугородные и городские автобусы, троллейбусы.
E = Lorries.	E = Camions.	E = Грузовые автомобили.
F = Road tractors.	F = Tracteurs routiers.	F = Дорожные тягачи.

General notes - Notes générales - Общие примечания

(a) Road tractors are included with lorries.	(a) Les tracteurs routiers sont comptabilisés avec les camions.	(a) Дорожные тягачи включены в раздел грузовых автомобилей.
(b) Mopeds are included with motorcycles.	(b) Les cyclomoteurs sont comptabilisés avec les motocycles.	(b) Мопеды включены в раздел мотоциклов.

Country notes - Notes relatives aux pays - Примечания к данным, представляемым странами

1) Excluding mopeds, lorries and road tractors registered in Aland.	1) Non compris les cyclomoteurs, les camions et les tracteurs routiers non immatriculés à Aland.	1) Кроме мопедов, грузовых автомобилей и дорожных тягачей, зарегистрированных на Аландских островах.
2) Lorries include agricultural tractors and special vehicles.	2) Les camions incluent les tracteurs agricoles et les véhicules spéciaux.	2) Грузовые автомобили, включая сельскохозяйственные тракторы и специальные транспортные средства.
3) The former Yugoslav Republic of Macedonia.	3) L'ex-République yougoslave de Macédoine.	3) Бывшая Югославская Республика Македония.
4) Data refer to Great Britain.	4) Les données se réfèrent à la Grande Bretagne.	4) Вода, данные относятся к Великобритании.

8. Estimated vehicle-kilometres run

8. Estimation des véhicules-kilomètres parcourus

8. Оценка пройденных транспортное средство-километров

millions - число

Country Pays Страна		Total Total Всего	Mopeds (A)	Motorcycles (B)	Passenger cars (C)	Buses, coaches and trolleybuses (D)	Lorries and road tractors (E)
Armenia	2000	218.2	70.2	85.4	60.5
Arménie	2003	317.1	0.1	...	80.0	161.2	74.8
Армения	2004
Belgium	2000	91 040.0	...	1 020.0	75 750.0	660.0	13 000.0
Belgique	2003	93 080.0	...	1 050.0	78 310.0	680.0	13 440.0
Бельгия	2004
Bosnia-Herzegovina	2000
Bosnie-Herzégovine	2003	82.0	26.0
Босния и Герцеговина	2004	91.0	48.0
Bulgaria	2000	588.2	921.4
Bulgarie	2003	568.2	1 290.0
Болгария	2004	535.9	1 462.1
Canada	2000	309 778.4	281 415.7	1 882.7	26 480.0
Canada	2003	312 617.5	286 271.2	1 613.9	24 731.4
Канада	2004
Czech Republic	2000	40 490.0	...	327.0	31 338.0	716.8	8 103.8
République tchèque	2003	45 686.0	...	304.0	34 718.0
Чешская Республика	2004	47 300.0	...	303.0	33 481.0	...	10 346.0
Denmark	2000	46 383.7	107.3	483.2	38 186.1	629.0	6 978.0
Danemark	2003	44 703.0	95.0	504.0	34 000.0	609.0	9 495.0
Дания	2004
Estonia	2000	6 440.5	5 140.1	168.8	1 131.6
Estonie	2003	7 416.5	5 894.8	181.8	1 339.9
Эстония	2004	7 895.3	6 249.6	195.7	1 450.0
Finland	2000	46 710.0	...	900.0	39 815.0	590.0	6 305.0
Finlande	2003	49 790.0	...	900.0	42 565.0	590.0	6 635.0
Финляндия	2004	50 890.0	...	900.0	43 530.0	585.0	6 775.0
France	2000	525 787.0	...	7 100.0	482 916.0	2 863.0	32 908.0
France	2003	556 900.0	...	7 900.0	512 700.0	2 900.0	33 400.0
Франция	2004
Georgia	2000	316.3	0.1	4.5	244.8	20.0	47.0
Géorgie	2003	328.5	0.1	3.2	255.2	25.9	42.9
Грузия	2004
Germany	2000	663 302.0	3 827.0	13 017.0	559 467.0	3 740.0	71 830.0
Allemagne	2003	682 161.0	3 941.0	12 516.0	577 848.0	3 517.0	71 949.0
Германия	2004
Iceland	2000	2 211.0	2 045.0	33.0	133.0
Islande	2003	2 565.0	2 338.0	73.0	154.0
Исландия	2004	2 651.0	2 414.0	76.0	159.0
Israel	2000	36 482.0	266.0	353.0	24 361.0	1 143.0	10 359.0
Israël	2003	38 944.0	249.0	421.0	26 143.0	1 203.0	10 928.0
Израиль	2004	39 869.0	304.0	447.0	26 500.0	1 240.0	11 378.0
Kyrgyzstan	2000	2 561.0	4.0	26.0	1 924.0	239.0	368.0
Kirghizistan	2003	2 108.0	...	16.6	1 514.9	244.2	332.3
Кыргызстан	2004

For notes and code see end of table.

Voir notes et code à la fin du tableau.

См. Примечания и шифр в конце таблицы.

8. Estimated vehicle-kilometres run

8. Estimation des véhicules-kilomètres parcourus

8. Оценка пройденных транспортное средство-километров

millions - число

Country Pays Страна		Total Total Всего	Mopeds (A)	Motorcycles (B)	Passenger cars (C)	Buses, coaches and trolleybuses (D)	Lorries and road tractors (E)
Latvia	2000	7 578.0	5 731.0	271.0	1 576.0
Lettonie	2003	8 666.3	6 809.3	273.9	1 583.1
Латвия	2004	8 727.4	7 486.0	257.0	984.4
Lithuania	2000	160.0	736.0
Lituanie	2003
Литва	2004	8 647.1	...	63.0	7 050.8	85.9	1 447.4
Netherlands	2000	126 660.0	...	1 680.0	100 925.0	610.0	23 445.0
Pays-Bas	2003
Нидерланды	2004
Norway	2000	32 569.0	373.0	533.0	26 918.0	342.0	4 403.0
Norvège	2003	34 946.0	439.0	631.0	29 262.0	341.0	4 273.0
Норвегия	2004	35 636.0	462.0	659.0	29 732.0	353.0	4 430.0
Poland	2000	1 923.0	36 436.0
Pologne	2003	1 987.2	48 730.0
Польша	2004	1 960.8	52 392.5
Republic of Moldova	2000	147.8	160.5	258.4
République de Moldova	2003	211.4	246.5	327.5
Республика Молдова	2004
Slovakia	2000	359.0	1 220.0
Slovaquie	2003	353.6	1 067.4
Словакия	2004	388.0	1 182.3
Slovenia	2000	9 290.0	...	45.0	8 130.0	86.0	1 029.0
Slovénie	2003	10 307.0	...	47.0	8 918.0	88.0	1 255.0
Словения	2004	15 100.0	...	100.0	13 441.0	147.0	1 412.0
Spain	2000	104 993.0	...	647.0	24 906.0
Espagne	2003
Испания	2004	119 634.0	...	730.0
Sweden	2000	69 668.0	...	733.0	59 162.0	900.1	8 641.5
Suède	2003	71 416.9	61 082.7	902.6	9 431.6
Швеция	2004	74 524.4	61 255.0	905.7	9 694.7
Switzerland	2000	61 341.0	266.0	1 733.0	49 551.0	328.2	6 482.0
Suisse	2003	...	217.0	1 969.0	52 705.0	338.1	...
Швейцария	2004	...	209.0	2 026.0	53 768.0
Tajikistan	2000	265.3	167.8	1 301.4
Tadjikistan	2003	192.6	61.9	255.6
Таджикистан	2004	193.4	65.3	182.6
The FYR of Macedonia ¹⁾	2000	35.0	...
	2003	40.0	...
	2004
Turkey	2000	56 151.0	36 324.0	3 066.0	15 461.0
Turquie	2003	52 357.0	33 802.0	2 828.0	15 727.0
Турция	2004
Ukraine	2000	11 985.9	3 346.7	2 326.2	6 175.2
Ukraine	2003	13 451.4	4 303.8	2 485.2	6 538.9
Украина	2004	14 166.2	4 697.5	2 551.5	6 797.8

For notes and code see end of table.

Voir notes et code à la fin du tableau.

См. Примечания и шифр в конце таблицы.

8. Estimated vehicle-kilometres run**8. Estimation des véhicules-kilomètres parcourus****8. Оценка пройденных транспортное средство-километров**

millions - число

Country Pays Страна		Total Total Всего	Mopeds (A)	Motorcycles (B)	Passenger cars (C)	Buses, coaches and trolleybuses (D)	Lorries and road tractors (E)
United Kingdom ²⁾	2000	478 376.0	...	4 573.0	429 115.0	5 158.0	28 240.0
Royaume-Uni	2003	503 318.0	...	5 607.0	450 911.0	5 392.0	28 489.0
Соединенное Королевство	2004	512 046.0	...	5 155.0	458 861.0	5 229.0	29 361.0
United States	2000	4 426 713.0	...	16 855.0	4 066 751.0	12 220.0	330 887.0
Etats-Unis	2003	4 653 626.0	...	15 419.0	4 276 440.0	10 921.0	350 846.0
Соединенные Штаты	2004	4 769 646.0	...	16 177.0	4 378 112.0	10 686.0	364 671.0

NOTES TO TABLE 8 - NOTES DU TABLEAU 8 - ПРИМЕЧАНИЯ К ТАБЛИЦЕ 8**Explanation of code - Explication du code - Объяснение шифра**

A = Mopeds.

A = Cyclomoteurs.

A = Мопеды.

B = Motorcycles

B = Motocycles.

B = Мотоциклы.

C = Passenger cars, including taxis.

C = Voitures particulières, y compris les taxis.

C = Легкие автомобили, включая такси.

D = Motor coaches, buses and trolleybuses.

D = Autocars, autobus et trolleybus.

D = Междугородные и городские автобусы, троллейбусы.

E = Lorries and road tractors.

E = Camions et tracteurs routiers.

E = Грузовые автомобили и дорожные тягачи.

Country notes - Notes relatives aux pays - Примечания к данным, представляемым странами

1) The former Yugoslav Republic of Macedonia.

1) L'ex-République yougoslave de Macédoine. 1) Бывшая Югославская Республика Македония.

2) Data refer to Great Britain.

2) Les données se réfèrent à la Grande Bretagne.

2) Данные относятся к Великобритании.

9. Estimates of population and distribution by age group, 2004

9. Estimations de la population et répartition par groupe d'âge, 2004

9. Оценки населения и распределение по возрастным группам, 2004 г.

	Unit Unité Единица	Total Total	< 6	6 - 9	10 - 14	15 - 17	18 - 20	21 - 24	25 - 64	≥ 65
Albania ¹⁾	1000	3 119.5	254.8	283.5	312.9	313.5	...	258.2	1 443.7	252.8
Albanie	%	100	8.17	9.09	10.03	10.05	...	8.28	46.28	8.10
Албания										
Andorra ²⁾	1000	76.9	3.7	4.0	3.7	3.5	4.8	...	48.0	9.2
Andorre	%	100	4.8	5.1	4.8	4.6	6.2	...	62.4	12.0
Андорра										
Armenia	1000	3 215.8	220.8	180.0	295.0	188.4	193.5	233.7	1 566.7	337.7
Arménie	%	100	6.9	5.6	9.2	5.9	6.0	7.3	48.7	10.5
Армения										
Austria	1000	8 206.5	479.2	355.0	488.4	291.3	297.2	422.9	4 560.8	1 311.7
Autriche	%	100	5.8	4.3	6.0	3.5	3.6	5.2	55.6	16.0
Австрия										
Azerbaijan ³⁾	1000	8 265.7	669.7	593.4	915.7	551.1	508.5	590.3	3 872.7	564.3
Azerbaïdjan	%	100	8.1	7.2	11.1	6.7	6.2	7.1	46.9	6.8
Азербайджан										
Belarus	1000	9 800.1	538.8	372.4	618.9	477.9	506.8	639.5	5 225.7	1 420.1
Bélarus	%	100	5.5	3.8	6.3	4.9	5.2	6.5	53.3	14.5
Беларусь										
Belgium ^{1,3)}	1000	10 396.4	571.4	590.1	636.0	611.0	645.0	...	5 562.8	1 780.1
Belgique	%	100	5.5	5.7	6.1	5.9	6.2	...	53.5	17.1
Бельгия										
Bosnia-Herzegovina	1000	2 327.7	424.1	1 637.3	266.3
Bosnie-Herzégovine	%	100	18.2	70.3	11.4
Босния и Герцеговина										
Bulgaria	1000	7 761.0	402.0	252.7	418.5	308.2	318.2	435.7	4 294.9	1 330.8
Bulgarie	%	100	5.2	3.3	5.4	4.0	4.1	5.6	55.3	17.1
Болгария										
Canada ¹⁾	1000	31 974.4	1 702.9	1 918.1	2 120.6	2 127.9	-	2 224.7	17 502.5	4 066.3
Canada	%	100	5.3	6.0	6.6	6.7	...	7.0	54.7	12.7
Канада										
Croatia ³⁾	1000	4 441.4	260.5	203.3	258.2	166.9	180.7	249.7	2 388.5	733.6
Croatie	%	100	5.9	4.6	5.8	3.8	4.1	5.6	53.8	16.5
Хорватия										
Cyprus	1000	749.2	49.7	39.0	55.1	33.2	35.8	50.1	397.0	89.4
Chypre	%	100	6.6	5.2	7.4	4.4	4.8	6.7	53.0	11.9
Кипр										
Czech Republic	1000	10 220.6	554.0	365.5	607.5	389.4	404.0	572.6	5 893.0	1 434.6
République tchèque	%	100	5.4	3.6	5.9	3.8	4.0	5.6	57.7	14.0
Чешская Республика										
Denmark	1000	5 411.4	395.1	277.0	346.0	187.3	173.5	236.3	2 983.6	812.5
Danemark	%	100	7.3	5.1	6.4	3.5	3.2	4.4	55.1	15.0
Дания										
Estonia	1000	1 347.5	77.2	49.3	81.6	6.5	63.3	81.4	706.8	222.7
Estonie	%	100	5.7	3.7	6.1	0.5	4.7	6.0	52.4	16.5
Эстония										
Finland	1000	5 236.6	341.6	241.6	331.4	191.2	193.7	266.6	2 839.6	830.9
Finlande	%	100	6.5	4.6	6.3	3.7	3.7	5.1	54.2	15.9
Финляндия										
France ³⁾	1000	59 900.3	4 510.0	2 877.5	3 737.8	2 338.9	2 297.0	3 157.8	31 175.5	9 805.8
France	%	100	7.5	4.8	6.2	3.9	3.8	5.3	52.0	16.4
Франция										

For notes see end of table.

Voir notes à la fin du tableau.

См. примечания в конце таблицы.

9. Estimates of population and distribution by age group, 2004

9. Estimations de la population et répartition par groupe d'âge, 2004

9. Оценки населения и распределение по возрастным группам, 2004 г.

	Unit Unité Единица	Total Total	< 6	6 - 9	10 - 14	15 - 17	18 - 20	21 - 24	25 - 64	≥ 65
Georgia ⁴⁾	1000	4 289.1	238.3	245.5	297.4	340.5	-	363.8	2 227.8	575.8
Géorgie	%	100	5.6	5.7	6.9	7.9	...	8.5	51.9	13.4
Грузия										
Germany ⁵⁾	1000	82 500.8	4 435.1	7 489.5	...	9 678.1	45 530.6	15 367.5
Allemagne	%	100	5.4	9.1	...	11.7	55.2	18.6
Германия										
Greece ¹⁾	1000	11 061.7	514.4	522.6	561.8	621.4	...	777.0	6 075.6	1 988.8
Grèce	%	100	4.7	4.7	5.1	5.6	...	7.0	54.9	18.0
Греция										
Hungary	1000	10 097.5	571.6	409.4	598.7	370.7	392.1	559.2	5 618.2	1 577.6
Hongrie	%	100	5.7	4.1	5.9	3.7	3.9	5.5	55.6	15.6
Венгрия										
Iceland	1000	293.6	25.2	17.2	23.1	13.4	12.1	17.6	150.4	34.6
Islande	%	100	8.6	5.9	7.9	4.6	4.1	6.0	51.2	11.8
Исландия										
Ireland ³⁾	1000	4 028.3	346.2	216.0	278.4	179.1	186.7	274.5	2 098.2	449.2
Irlande	%	100	8.6	5.4	6.9	4.4	4.6	6.8	52.1	11.2
Ирландия										
Israel	1000	6 869.5	839.9	514.0	593.6	342.4	342.0	439.9	3 115.8	681.9
Israël	%	100	12.2	7.5	8.6	5.0	5.0	6.4	45.4	9.9
Израиль										
Italy	1000	58 462.4	3 273.5	2 146.2	2 835.9	1 723.3	1 771.4	2 604.1	32 728.5	11 379.3
Italie	%	100	5.6	3.7	4.9	2.9	3.0	4.5	56.0	19.5
Италия										
Kazakhstan	1000	15 074.8	1 379.5	908.1	1 413.0	959.8	923.3	1 063.8	7 263.9	1 163.3
Kazakhstan	%	100	9.2	6.0	9.4	6.4	6.1	7.1	48.2	7.7
Казахстан										
Kyrgyzstan	1000	5 092.8	594.9	421.6	587.0	354.2	336.2	384.2	2 131.0	283.7
Kirghizistan	%	100	11.7	8.3	11.5	7.0	6.6	7.5	41.8	5.6
Кыргызстан										
Latvia ¹⁾	1000	2 306.4	119.7	76.7	145.1	109.8	111.7	138.1	1 224.2	381.2
Lettonie	%	100	5.2	3.3	6.3	4.8	4.8	6.0	53.1	16.5
Латвия										
Liechtenstein ⁶⁾	1000	34.6	6.1	24.7	3.8
Liechtenstein	%	100	17.6	71.3	11.0
Лихтенштейн										
Lithuania	1000	3 425.3	190.2	150.2	244.7	161.2	167.2	197.8	1 797.0	517.0
Lituanie	%	100	5.6	4.4	7.1	4.7	4.9	5.8	52.5	15.1
Литва										
Luxembourg ¹⁾	1000	455.0	27.7	28.9	28.5	26.3	...	26.1	252.5	64.9
Luxembourg	%	100	6.1	6.4	6.3	5.8	...	5.7	55.5	14.3
Люксембург										
Malta	1000	402.7	24.5	19.4	27.1	17.2	17.1	24.2	219.5	53.6
Malte	%	100	6.1	4.8	6.7	4.3	4.3	6.0	54.5	13.3
Мальта										
Netherlands ⁷⁾	1000	16 254.9	3 986.9	4 546.4	10 016.3	2 251.2
Pays-Bas	%	100	24.5	28.0	61.6	13.8
Нидерланды										
Norway ³⁾	1000	4 577.5	350.6	247.9	312.0	171.8	161.7	220.5	2 438.5	674.4
Norvège	%	100	7.7	5.4	6.8	3.8	3.5	4.8	53.3	14.7
Норвегия										

For notes see end of table.

Voir notes à la fin du tableau.

См. примечания в конце таблицы.

9. Estimates of population and distribution by age group, 2004

9. Estimations de la population et répartition par groupe d'âge, 2004

9. Оценки населения и распределение по возрастным группам, 2004 г.

	Unit Unité Единица	Total Total	< 6	6 - 9	10 - 14	15 - 17	18 - 20	21 - 24	25 - 64	≥ 65
Poland	1000	38 173.8	2 175.2	1 664.8	2 537.3	1 709.8	1 947.4	2 630.0	20 491.1	5 018.3
Pologne	%	100	5.7	4.4	6.6	4.5	5.1	6.9	53.7	13.1
Польша										
Portugal^{3, 8)}	1000	9 991.7	626.1	398.7	530.3	334.0	376.7	572.5	5 454.5	1 699.0
Portugal	%	100	6.3	4.0	5.3	3.3	3.8	5.7	54.6	17.0
Португалия										
Republic of Moldova³⁾	1000	3 616.4	221.4	188.2	303.7	220.1	218.6	259.5	1 849.6	355.4
République de Moldova	%	100	6.1	5.2	8.4	6.1	6.0	7.2	51.1	9.8
Республика Молдова										
Romania³⁾	1000	21 711.3	1 298.2	892.2	1 375.8	1 057.0	960.6	1 364.1	11 630.3	3 133.0
Roumanie	%	100	6.0	4.1	6.3	4.9	4.4	6.3	53.6	14.4
Румыния										
Russian Federation	1000	143 474.2	8 115.3	5 287.1	8 468.9	7 182.6	7 613.2	9 713.6	77 406.4	19 687.2
Fédération de Russie	%	100	5.7	3.7	5.9	5.0	5.3	6.8	54.0	13.7
Российская Федерация										
Serbia and Montenegro	1000	7 456.1	451.0	306.5	422.1	277.1	298.0	410.0	4 016.6	1 274.8
Serbie-et-Monténégro	%	100	6.0	4.1	5.7	3.7	4.0	5.5	53.9	17.1
Сербия и Черногория										
Slovakia	1000	5 384.8	315.6	235.3	368.0	243.3	263.2	362.3	2 971.1	625.9
Slovaquie	%	100	5.9	4.4	6.8	4.5	4.9	6.7	55.2	11.6
Словакия										
Slovenia	1000	1 997.6	107.2	75.0	104.4	74.5	77.8	115.8	1 136.3	306.5
Slovénie	%	100	5.4	3.8	5.2	3.7	3.9	5.8	56.9	15.3
Словения										
Spain¹⁾	1000	43 197.7	1 974.4	1 975.1	2 169.2	2 396.3	...	3 093.9	24 287.7	7 301.0
Espagne	%	100	4.6	4.6	5.0	5.5	...	7.2	56.2	16.9
Испания										
Sweden	1000	9 011.4	576.7	388.8	618.1	355.6	323.0	418.4	4 776.5	1 554.3
Suède	%	100	6.4	4.3	6.9	3.9	3.6	4.6	53.0	17.2
Швеция										
Switzerland	1000	7 415.1	442.9	325.0	437.5	262.0	258.6	354.5	4 160.4	1 174.3
Suisse	%	100	6.0	4.4	5.9	3.5	3.5	4.8	56.1	15.8
Швейцария										
Tajikistan	1000	6 780.4	1 008.5	695.7	875.2	518.3	473.0	516.0	2 413.5	280.2
Tadjikistan	%	100	14.9	10.3	12.9	7.6	7.0	7.6	35.6	4.1
Таджикистан										
Turkey¹⁾	1000	71 251.0	8 631.5	5 633.0	6 623.0	3 742.5	3 908.5	5 421.5	33 272.0	4 019.0
Turquie	%	100	12.1	7.9	9.3	5.3	5.5	7.6	46.7	5.6
Турция										
Ukraine	1000	47 100.5	2 352.3	1 781.4	2 856.1	2 139.4	2 347.6	2 968.7	25 147.8	7 507.2
Ukraine	%	100	5.0	3.8	6.1	4.5	5.0	6.3	53.4	15.9
Украина										
United Kingdom	1000	59 833.9	4 089.8	2 906.9	3 869.7	2 355.1	2 327.8	3 037.3	31 667.8	9 579.5
Royaume-Uni	%	100	6.8	4.9	6.5	3.9	3.9	5.1	52.9	16.0
Соединенное Королевство										
United States¹⁾	1000	290 809.8	19 769.3	19 775.3	21 193.4	20 477.5	...	20 727.7	152 947.5	35 919.2
Etats-Unis	%	100	6.8	6.8	7.3	7.0	...	7.1	52.6	12.4
Соединенные Штаты										

For notes see end of table.

Voir notes à la fin du tableau.

См. примечания в конце таблицы.

NOTES TO TABLE 9 - NOTES DU TABLEAU 9 - ПРИМЕЧАНИЯ К ТАБЛИЦЕ 9

Country notes - Notes relatives aux pays - Примечания к данным, представляемым странами:

1) Distribution according to the following age groups: (0-4, 5-9, 10-14, 15-19, 20-24, 25-64, ≥ 65).	1) Répartition selon les groupes d'âge suivant: (0-4, 5-9, 10-14, 15-19, 20-24, 25-64, ≥ 65).	1) Распределение по возрастным группам: (0-4, 5-9, 10-14, 15-19, 20-24, 25-64, ≥ 65).
2) Distribution according to the following age groups: (0-9, 10-14, 15-19, 20-24, 25-64, ≥ 65).	2) Répartition selon les groupes d'âge suivant: (0-4, 5-9, 10-14, 15-19, 20-24, 25-64, ≥ 65).	2) Распределение по возрастным группам: (0-4, 5-9, 10-14, 15-19, 20-24, 25-64, ≥ 65).
3) Estimates of population and distribution by age group in 2003.	3) Estimations de la population et répartition par groupe d'âge en 2003.	3) Оценки населения и распределение по возрастным группам, 2003 г.
4) Distribution according to the following age groups: (0-5, 6-9, 10-14, 15-20, 21-24, 25-64, ≥ 65).	4) Répartition selon les groupes d'âge suivant: (0-5, 6-9, 10-14, 15-20, 21-24, 25-64, ≥ 65).	4) Распределение по возрастным группам: (0-5, 6-9, 10-14, 15-20, 21-24, 25-64, ≥ 65).
5) Distribution according to the following age groups: (<6, 6-15, 15-25, 25-64, ≥ 65).	5) Répartition selon les groupes d'âge suivant: (<6, 6-15, 15-25, 25-64, ≥ 65).	5) Распределение по возрастным группам: (<6, 6-15, 15-25, 25-64, ≥ 65).
6) Distribution according to the following age groups: (<15, 15-64, ≥ 65).	6) Répartition selon les groupes d'âge suivant: (<15, 15-64, ≥ 65).	6) Распределение по возрастным группам: (<15, 15-64, ≥ 65).
7) Distribution according to the following age groups: (0-20, 20-65, ≥ 65).	7) Répartition selon les groupes d'âge suivant: (0-20, 20-65, ≥ 65).	7) Распределение по возрастным группам: (0-20, 20-65, ≥ 65).
8) Data refer to continent only.	8) Les données se réfèrent au continent seulement.	8) Данные относятся только к континенту.

Annex

Annexe

Приложения

ANNEX I

DEFINITIONS¹ AND GENERAL NOTES**A. Definitions relevant to the tables of this Bulletin****Injury accident**

Any accident involving at least one road vehicle in motion on a public road or private road to which the public has right of access, resulting in at least one injured or killed person.

Included are: collisions between road vehicles ; between road vehicles and pedestrians; between road vehicles and animals or fixed obstacles and with one road vehicle alone. Included are collisions between road and rail vehicles. Multi-vehicle collisions are counted as only one accident provided that any successive collisions happen at very short intervals. Injury accident excludes accidents incurring only material damage.

Fatal accident

Any injury accident resulting in a person killed.

Non-fatal accident

Any injury accident other than a fatal accident.

Casualty Any person killed or injured as a result of an injury accident.

Person killed

Any person killed immediately or dying within 30 days as a result of an injury accident.

Person injured

Any person not killed, but who sustained an injury as result of an injury accident, normally needing medical treatment.

Person seriously injured

Any person injured who was hospitalized for a period of more than 24 hours.

Person slightly injured

Any person injured excluding persons seriously injured.

Driver (involved in an injury accident)

Any person involved in an injury accident who was driving a road vehicle at the time of the accident.

Passenger (involved in an injury accident)

Any person involved in an injury accident, other than a driver, who was in or on a road vehicle, or in the process of getting in or out of a road vehicle.

Pedestrian (involved in an injury accident)

Any person involved in an injury accident other than a passenger or driver as defined above.

Included are occupants or persons pushing or pulling a child's carriage, an invalid chair, or any other small vehicle without an engine. Also included are persons pushing a cycle, moped, rollerskating, skateboarding, skiing or using similar devices.

Accident between road vehicle and pedestrian

Any injury accident involving one or more road vehicle and one or more pedestrian.

Included are accidents irrespective of whether a pedestrian was involved in the first or a later phase of the accident and whether a pedestrian was injured or killed on or off the road.

Single road vehicle accident

Any injury accident in which only one road vehicle is involved. Included are accidents of vehicles trying to avoid

¹ UNECE, Intersecretariat Working Group on Transport Statistics (IWG), *Glossary for Transport Statistics*, Third Edition (2003), (<http://www.unece.org/trans/main/wp6/transstatglossmain.html>).

collision and veering off the road, or accidents caused by collision with obstruction or animals on the road. Excluded are collisions with pedestrians and parked vehicles.

Multi-vehicle road accident

Any injury accident involving two or more road vehicles only. The following types of injury accidents involving two or more road vehicles are:

- a) **Rear-end collision:** collision with another vehicle using the same lane of a carriageway and moving in the same direction, slowing or temporarily halted.
Included are collisions with moving vehicles; excluded are collisions with parked vehicles.
- b) **Head-on collision:** collision with another vehicle using the same lane of a carriageway and moving in the opposite direction, slowing or temporarily halted.
Included are collisions with vehicles slowing or temporarily halted; excluded are collisions with parked vehicles.
- c) **Collision due to crossing or turning:** collision with another vehicle moving in a lateral direction due to crossing, leaving or entering a road.
Excluded are collisions with vehicles halted and waiting to turn which should be classified under (a) or (b).
- d) **Other collisions, including collisions with parked vehicles:** collision occurring when driving side by side, overtaking or when changing lanes; or collision with a vehicle which has parked or stopped at the edge of a carriageway, on shoulders, marked parking spaces, footpaths or parking sites, etc.

Included are all collisions not covered by (a), (b) and (c). The constituent element for classification of accidents between vehicles is the first collision on the carriageway, or the first mechanical impact on the vehicle.

B. Other definitions

Within built-up areas

Area with entries and exits designated by appropriate traffic signs.

Outside built-up areas

Any areas excluding areas with entries and exits designated by appropriate traffic signs. Includes motorways, unless elsewhere specified.

Daylight As reported by the police or other authorities.

Darkness As reported by the police or other authorities.

Twilight (or unknown)

A residual category covering cases where daylight conditions were very poor or where no information on light conditions was available.

Dry road surface A road surface not covered by water, snow, ice or other substances.

Other road surface Any other road surface other than a dry road surface.

Motorway

Road, specially designed and built for motor traffic, which does not serve properties bordering on it, and which:

- a) is provided, except at special points or temporarily, with separate carriageways for the two directions of traffic, separated from each other, either by a dividing strip not intended for traffic, or exceptionally by other means;
- b) does not cross at level with any road, railway or tramway track, or footpath;
- c) is specially sign-posted as a motorway and is reserved for specific categories of road motor vehicles.

Entry and exit lanes of motorways are included irrespectively of the location of the sign-posts. Urban motorways are also included.

Urban road

A road within the boundaries of a built-up area, which is an area with entries and exits specially sign-posted as such.

E road

The international "E" network consists of a system of reference roads as laid down in the European Agreement on Main International Arteries, Geneva, 15 November 1975 and its amendments.

Vehicles involved

Vehicles directly involved in accidents, and, so far as possible, those indirectly involved, should be recorded on the statistics report form.

a) Are regarded as being directly involved:

- i) Vehicles of which any occupants were killed or injured as a result of the accident.
- ii) Vehicles colliding with one or more vehicles (in motion, stationary, or parked), with pedestrians, with animals or other obstacles;
- iii) Vehicles whose driver or passengers were injured while alighting from or boarding the vehicle.

b) Are regarded as being indirectly involved:

- i) Vehicles whose movements were considered to have contributed to an accident, but which were not themselves involved.
- ii) Stationary or parked vehicles whose position was considered to have contributed to an accident, but which were not themselves directly involved.

Road vehicle A vehicle running on wheels and intended for use on roads.

Road motor vehicle

A road vehicle fitted with an engine whence it derives its sole means of propulsion, which is normally used for carrying persons or goods or for drawing, on the road, vehicles used for the carriage of persons or goods. The statistics exclude motor vehicles running on rails.

Cycle

Any road vehicle which has at least two wheels and is propelled solely by the muscular energy of the person(s) on that vehicle, in particular by means of a pedal system, lever or handle (e.g. bicycles, tricycles, quadricycles and invalid carriages).

Moped

Any two-wheeled or three-wheeled road vehicle which is fitted with an internal combustion engine having a cylinder capacity not exceeding 50 cc. (3.05 cu. in.) and a maximum design speed not exceeding 50 km (30 miles) per hour.

Motor cycle

Two-wheeled road motor vehicle with or without side-car, including motor scooter, or three-wheeled road motor vehicle not exceeding 400 kg (900 lb.) unladen weight. This term does not include mopeds.

Passenger car

Road motor vehicle, other than a motor cycle, intended for the transport of passengers and seating not more than nine persons (including the driver). The term "passenger car" therefore covers taxis and hired vehicles, provided that they have fewer than ten seats. This category may also include pick-ups.

Motor coach or bus Passenger road motor vehicle, seating more than nine persons (including the driver).

Trolleybus

A passenger road vehicle, seating more than nine persons (including the driver), which is connected to electric conductors and which is not rail-borne.

Tram (street-car)

A passenger road vehicle, seating more than nine persons (including the driver), which is connected to electric conductors and which is rail-borne.

Goods road vehicle Road vehicle designed, exclusively or primarily, to carry goods.

Tractor Road vehicle designed, exclusively or primarily, to haul other road vehicles.

Combination of vehicles Coupled vehicles which travel on the road as a unit.

Articulated vehicle Combination of vehicles comprising a motor vehicle and semi-trailer coupled to the motor vehicle.

Permissible maximum weight

Total of the weight of the vehicle when stationary and ready for the road (including the weight of the driver and of all other persons carried at the same time) and of the weight of the load declared permissible by the competent authority of the country of registration of the vehicle.

Accident with drivers reported under the influence of alcohol, drugs or medication

Any injury accident where at least one driver is reported to be under the influence of alcohol, drugs or medication impairing driving ability, according to national regulations.

C. Departure from the definition of persons killed, and of serious and slight injuries

Significant departures from the commonly agreed definition are as follows:

Austria: As from 1966 till 1991, persons are recorded as killed who die within 3 days as a result of the accident; persons who die later are recorded as injured. Before 1966 and as from 1992, the standard definition was applied whenever possible.

Greece: As from 1995, persons are recorded as killed who die within 30 days as a result of the accident; persons who die later are recorded as injured.

Latvia: Persons are recorded as killed who die at the scene of the accident or within 7 days; persons who die later are recorded as injured.

Portugal: Persons are recorded as killed who die at the scene of the accident or during or immediately after transport from the scene of the accident; persons who die later are recorded as injured.

Spain: Persons are recorded as killed who die within 24 hours as a result of the accident; persons who die later are recorded as injured.

ANNEXE I

DEFINITIONS¹ ET NOTES GÉNÉRALES**A. Définitions se rapportant aux tableaux du Bulletin****Accident corporel**

Tout accident impliquant au moins un véhicule routier en mouvement, sur une route publique ou sur une route privée à laquelle le public a le droit d'accès, et dans lequel au moins une personne est tuée ou blessée.

Sont visées : les collisions entre véhicules routiers; entre véhicules routiers et piétons; entre véhicules routiers et animaux ou obstacles fixes et dans lesquelles seul un véhicule est impliqué. Sont également visées les collisions entre véhicules routiers et véhicules ferroviaires. Les carambolages sont comptés comme un seul accident à condition qu'il n'y ait que des intervalles de temps très courts entre deux collisions successives quelconques. L'expression accident corporel exclut les accidents n'entraînant que des dommages matériels.

Accident mortel

Tout accident corporel entraînant la mort d'une personne.

Accident non mortel

Tout accident corporel autre qu'un accident mortel.

Victime Toute personne tuée ou blessée suite à un accident corporel.

Personne tuée

Toute personne tuée sur le coup ou décédée des suites d'un accident corporel dans les 30 jours.

Personne blessée

Toute personne qui n'a pas été tuée dans un accident mais a reçu une blessure suite à un accident corporel et nécessite normalement un traitement médical.

Personne gravement blessée

Toute personne blessée et qui a été hospitalisée pendant plus de 24 heures.

Personne légèrement blessée

Toute personne blessée, à l'exception des personnes gravement blessées.

Conducteur (impliqué dans un accident de la route)

Toute personne impliquée dans un accident corporel et qui conduisait un véhicule routier au moment de l'accident.

Passager (impliqué dans un accident de la route)

Toute personne, autre que le conducteur, impliquée dans un accident corporel et qui se trouvait dans ou sur un véhicule routier, ou y embarquait ou en débarquait.

Piéton (impliqué dans un accident de la route)

Toute personne, autre qu'un conducteur ou un passager au sens des définitions ci-dessus, impliquée dans un accident corporel.

Sont visés les occupants ou les personnes poussant ou tirant ou traînant une voiture d'enfant ou d'infirmes, ou tout autre véhicule de petites dimensions et sans moteur. Sont également visées les personnes conduisant à la main et en marchant un cycle ou un cyclomoteur, faisant du patin à roulettes, de la planche à roulettes, skiant ou utilisant des accessoires analogues.

Accident entre véhicule routier et piéton

Tout accident corporel impliquant un ou plusieurs véhicules routiers et un ou plusieurs piétons.

Sont visés les accidents, qu'un piéton ait été impliqué dans la phase initiale ou dans une phase ultérieure de l'accident, et qu'un piéton ait été blessé ou tué sur la route ou en dehors de la route.

¹ CEE-ONU, Groupe de travail intersecrétariat des statistiques de transport (IWG), *Glossaire des Statistiques de Transport*, Troisième édition (2003), (<http://www.unece.org/trans/main/wp6/transstatglossmain.html>).

Accident dans lequel un seul véhicule routier est impliqué

Tout accident corporel dans lequel un seul véhicule routier est impliqué.

Sont visés les accidents impliquant des véhicules tentant d'éviter une collision et sortant de la route, ou les accidents causés par une collision avec des obstacles ou des animaux se trouvant sur la route. Les collisions avec des piétons ou des véhicules en stationnement sont exclues.

Carambolage

Tout accident corporel impliquant uniquement plusieurs véhicules routiers. Les types d'accidents corporels impliquant plusieurs véhicules routiers sont les suivants :

a) Collision arrière: collision avec un autre véhicule empruntant la même voie d'une chaussée et se déplaçant dans le même sens, qui ralentit ou est temporairement immobilisé. Sont visées les collisions avec des véhicules en mouvement; à exclure : collisions avec des véhicules en stationnement.

b) Collision frontale: collision avec un autre véhicule empruntant la même voie d'une chaussée et se déplaçant dans le sens opposé, ralentissant ou temporairement immobilisé en raison des conditions de circulation. Sont visées les collisions avec des véhicules ralentissant ou temporairement immobilisés; à exclure: collisions avec des véhicules en stationnement.

c) Collision avec un véhicule qui traverse la route ou tourne: collision latérale avec un autre véhicule se déplaçant pour traverser, quitter ou emprunter une route. À exclure: collisions avec des véhicules qui se sont arrêtés et attendent de pouvoir tourner, à classer sous a) ou b).

d) Autres collisions, y compris collisions avec des véhicules en stationnement: collisions entre véhicules roulant côte à côte, ou avec des véhicules effectuant un dépassement ou changeant de voie, ou collisions avec un véhicule garé ou arrêté au bord d'une voie, sur un accotement, des places de stationnement marquées, des chemins pour piétons ou des parcs de stationnement, etc.

Sont visées ici toutes les collisions autres que celles dont il est question en a), b) et c). L'élément à retenir pour la classification des accidents entre véhicules est la première collision sur la chaussée ou le premier impact mécanique sur le véhicule.

B. Autres définitions**Dans les agglomérations**

Espace délimité des entrées et des sorties signalées par des panneaux appropriés.

En dehors des agglomérations

Tous espaces, à l'exception de ceux qui sont délimités par des entrées et des sorties signalées par des panneaux appropriés. Sauf indication contraire, les autoroutes sont incluses.

En plein jour S'en remettre aux indications de la police ou d'autres autorités.

Dans l'obscurité S'en remettre aux indications de la police ou d'autres autorités.

Au crépuscule (ou indéterminé)

Catégorie résiduelle couvrant les cas où les conditions diurnes étaient très mauvaises ou pour lesquels l'on ne disposait pas d'informations sur les conditions de luminosité.

Route sèche

Un revêtement routier non recouvert d'eau, de neige, de glace ou d'autres substances.

Autre état de la route

Tout état autre que celui d'une route sèche.

Autoroute

Route, spécialement conçue et construite pour la circulation automobile, qui ne dessert pas les propriétés riveraines et qui:

a) sauf en des points singuliers ou à titre temporaire, comporte, pour les deux sens de circulation, des chaussées distinctes séparées l'une de l'autre par une bande de terrain non destinée à la circulation ou, exceptionnellement,

- par d'autres moyens;
- b) ne croise à niveau ni route, ni voie de chemin de fer ou de tramway, ni chemin pour la circulation de piétons;
 - c) est spécialement signalée comme étant une autoroute et est réservée à certaines catégories de véhicules routiers automobiles.

Les voies d'entrées et de sorties des autoroutes sont incluses quel que soit l'emplacement de la signalisation. Les autoroutes urbaines sont également incluses.

Route urbaine

Route à l'intérieur des limites d'une agglomération, les entrées et sorties d'agglomération faisant l'objet d'une signalisation spécifique.

Route E

Le réseau international «E» est constitué d'un système de routes repères tel qu'établi par l'Accord européen sur les Grandes Routes de trafic international à Genève, en date du 15 novembre 1975, et ses amendements.

Véhicules impliqués

Les véhicules qui sont directement impliqués dans les accidents, et, autant que possible, ceux qui le sont indirectement, doivent être inscrits sur le formulaire statistique.

a) Sont considérés comme directement impliqués:

- i) Les véhicules dont l'un quelconque des occupants a été tué ou blessé par suite de l'accident.
- ii) Les véhicules entrés en collision avec un ou plusieurs véhicules (en mouvement, à l'arrêt ou stationnement), avec des piétons, des animaux ou d'autres obstacles;
- iii) Les véhicules dont le conducteur ou les passagers ont été blessés en descendant du véhicule ou en y montant.

b) Sont considérés comme indirectement impliqués:

- i) Les véhicules dont les mouvements ont été jugés avoir contribué à un accident mais qui ne sont pas eux-mêmes directement impliqués.
- ii) Les véhicules à l'arrêt ou en stationnement dont la position a été jugée avoir contribué à un accident mais qui ne sont pas eux-mêmes directement impliqués.

Véhicule routier Véhicule à roues destiné à être utilisé sur les routes.

Véhicule routier automobile

Véhicule routier pourvu d'un moteur constituant son seul moyen de propulsion, qui sert normalement au transport de personnes ou de marchandises ou à la traction sur route de véhicules utilisés pour le transport de personnes ou de marchandises. Les statistiques excluent les véhicules circulant sur rails.

Cycle

Véhicule routier à deux roues au moins qui est propulsé exclusivement par l'énergie musculaire des personnes se trouvant sur ce véhicule, notamment à l'aide de pédales, d'un levier ou de manivelles (bicyclettes, tricycles, quadricycles et voitures d'infirmes par exemple).

Cyclomoteur

Véhicule routier à deux ou trois roues qui est pourvu d'un moteur de cylindrée inférieure à 50 cm³ et dont la vitesse est limitée, par construction, conformément aux réglementations nationales en vigueur.

Motocycle

Véhicule routier automobile à deux roues avec ou sans side-car, y compris les scooters, ou tout véhicule routier automobile à trois roues dont le poids à vide n'exécède pas 400 kg. Tous les véhicules de ce genre dont la cylindrée est égale ou supérieure à 50 cm³ ainsi que ceux dont la cylindrée est inférieure à 50 cm³ mais qui ne relèvent pas de la catégorie des cyclomoteurs sont inclus.

Voiture particulière

Véhicule routier automobile autre qu'un motocycle, destiné au transport de voyageurs et conçu pour un nombre de places assises (y compris celle du conducteur) égal au maximum à neuf. Le terme «voiture particulière» couvre donc les voitures (qui se conduisent sans permis), les taxis et les voitures de location à condition qu'elles aient moins de dix places assises. Cette catégorie peut inclure également les camionnettes pick-up.

Autocar et autobus

Véhicule routier automobile pour le transport de voyageurs conçu pour un nombre de places assises (y compris celle du conducteur) supérieur à neuf.

Trolleybus

Véhicule routier pour le transport de voyageurs conçu pour plus de neuf places assises (y compris celle du conducteur), relié à un conducteur électrique et ne circulant pas sur rails.

Tramway

Véhicule routier pour le transport de voyageurs conçu pour plus de neuf places assises (y compris celle du conducteur), relié à un conducteur électrique ou possédant un moteur diesel et circulant sur rails.

Véhicule routier pour le transport de marchandises

Véhicule routier conçu, exclusivement ou principalement, pour le transport de marchandises.

Tracteur routier

Véhicule routier automobile conçu, exclusivement ou principalement, pour le remorquage d'autres véhicules routiers non automobiles (essentiellement semi-remorques). Les tracteurs agricoles ne sont pas inclus dans cette catégorie.

Ensemble de véhicules Véhicules couplés qui participent à la circulation routière comme une unité.

Ensemble articulé Semi-remorque couplée à un tracteur routier.

Poids maximum autorisé

Total du poids du véhicule (ou d'une combinaison de véhicules) à l'arrêt et en ordre de marche, et du poids du chargement, déclaré admissible par l'autorité compétente du pays d'immatriculation du véhicule.

Accident dans lequel il a été signalé que les conducteurs se trouvaient sous l'effet de l'alcool, de drogues ou de médicaments

Tout accident corporel pour lequel il est signalé qu'au moins un conducteur était sous l'effet de l'alcool, de drogues ou de médicaments altérant son aptitude à la conduite, aux termes des règlements nationaux.

C. Divergences des définitions des personnes tuées, et des personnes avec des blessures graves et des blessures légères

Les divergences importantes par rapport aux définitions communément adoptées sont les suivantes:

Autriche: A partir de 1966 jusqu'à 1991, les personnes dont le décès survient dans les 3 jours suivant l'accident sont comptées comme tuées; celles dont le décès survient plus tard sont comptées comme blessées. A partir de 1992, la définition normalisée était appliquée.

Espagne: Les personnes dont le décès survient dans les 24 heures suivant l'accident sont comptées comme tuées; celles dont le décès survient plus tard sont comptées comme blessées.

Grèce: A partir de 1995 les personnes dont le décès survient dans les 30 jours suivant l'accident sont comptées comme tuées; celles dont le décès survient plus tard sont comptées comme blessées.

Lettonie: Les personnes dont le décès survient sur le lieu de l'accident ou dans les 7 jours suivant l'accident sont comptées comme tuées; celles dont le décès survient plus tard sont comptées comme blessées.

Portugal: Les personnes dont le décès survient sur le lieu de l'accident, pendant leur transfert hors du lieu de l'accident ou immédiatement après celui-ci, sont comptées comme tuées; Les personnes dont le décès survient plus tard sont comptées comme blessées.

ПРИОЖЕНИЕ I

ОПРЕДЕЛЕНИЯ¹ И ОБЩИЕ ЗАМЕЧАНИЯ**А. Определения, касающиеся таблиц этого Бюллетеня****Дорожно-транспортное происшествие с нанесением травмы**

Любое дорожно-транспортное происшествие с участием по крайней мере одного дорожного транспортного средства, движущегося по дороге общего пользования или частной дороге, открытой для общего пользования, в результате которого ранен или погиб по крайней мере один человек. Включаются столкновения между дорожными транспортными средствами; между дорожными транспортными средствами и пешеходами; между дорожными транспортными средствами и животными или неподвижными препятствиями и столкновения с участием только одного дорожного транспортного средства. Включаются столкновения между автодорожными и железнодорожными транспортными средствами. Столкновения с участием нескольких транспортных средств учитываются как одно дорожно-транспортное происшествие при условии, что последовательные столкновения происходят с весьма короткими интервалами. Из дорожно-транспортных происшествий с нанесением травмы исключаются дорожно-транспортные происшествия с нанесением только материального ущерба.

Дорожно-транспортное происшествие со смертельным исходом

Любое дорожно-транспортное происшествие с нанесением травмы, в результате которого погиб человек.

Дорожно-транспортное происшествие без смертельного исхода

Любое дорожно-транспортное происшествие с нанесением травмы, кроме дорожно-транспортного происшествия со смертельным исходом.

Потерпевший

Любой погибший или раненый в результате дорожно-транспортного происшествия с нанесением травмы.

Погибший

Любой погибший на месте или скончавшийся в течение 30 дней в результате дорожно-транспортного происшествия с нанесением травмы.

Раненый

Любой человек, не погибший, но получивший ранение в результате дорожно-транспортного происшествия с нанесением травмы и нуждающийся в обычном медицинском лечении.

Тяжелораненый

Любой раненый, который был госпитализирован на период свыше 24 часов.

Легкораненый

Любой раненый, за исключением тяжелораненого.

Водитель (причастный к дорожно-транспортному происшествию с нанесением травмы)

Любой участник дорожно-транспортного происшествия с нанесением травмы, управлявший дорожным транспортным средством на момент дорожно-транспортного происшествия.

Пассажир (причастный к дорожно-транспортному происшествию с нанесением травмы)

Любой участник дорожно-транспортного происшествия с нанесением травмы, кроме водителя, находившийся внутри дорожного транспортного средства или на нем или садившийся внутрь дорожного транспортного средства или высаживавшийся из него.

¹ ЕЭК ООН, Межсекретариатская рабочая группа по статистике транспорта (МРТ), *Глоссарий по статистике транспорта*, Третье издание (2003), (<http://www.unece.org/trans/main/wp6/transstatglossmain.html>).

Пешеход (причастный к дорожно-транспортному происшествию с нанесением травмы)

Любой участник дорожно-транспортного происшествия с нанесением травмы; кроме пассажира или водителя, определенных выше.

Включаются лица, находящиеся в детской или инвалидной коляске или любом другом небольшом средстве передвижения без двигателя, или лица, толкающие или тянущие вышеуказанные транспортные средства. Также включаются лица, толкающие велосипед, мопед, передвигающиеся на роликовых коньках, роликовой доске, на лыжах или при помощи аналогичных средств.

Дорожно-транспортное происшествие с участием дорожного транспортного средства и пешехода

Любое дорожно-транспортное происшествие с нанесением травмы, участниками которого являются одно или несколько дорожных транспортных средств и один или несколько пешеходов.

Включаются дорожно-транспортные происшествия независимо от того, оказался ли пешеход участником дорожно-транспортного происшествия на его первом или последующем этапе, и независимо от того, был ли пешеход ранен или погиб на дороге или вне проезжей части.

Дорожно-транспортное происшествие с участием одного дорожного транспортного средства

Любое дорожно-транспортное происшествие с нанесением травмы, в котором участвует только дорожное транспортное средство.

Включаются дорожно-транспортные происшествия с участием транспортных средств, пытающихся избежать столкновения и сворачивающих с проезжей части, или дорожно-транспортные происшествия, вызванные столкновением с препятствием или животными на дороге. Исключаются столкновения с пешеходами и транспортными средствами, находящимися на стоянке.

Дорожно-транспортное происшествие с участием нескольких дорожных транспортных средств

Любое дорожно-транспортное происшествие с нанесением травмы; участниками которого являются два дорожных транспортных средства или более. Выделяются следующие типы дорожно-транспортных происшествий с нанесением травмы, участниками которых являются два дорожных транспортных средства или более:

- а) Заднее столкновение:** столкновение с другим транспортным средством, следующим по той же полосе проезжей части и движущимся в том же направлении, которое снизило скорость или временно остановилось. Включаются столкновения с движущимися транспортными средствами; исключаются столкновения с транспортными средствами, находящимися на стоянке.
- б) Лобовое столкновение:** столкновение с другим транспортным средством, следующим по той же полосе проезжей части и движущимся в противоположном направлении, которое ввиду условий дорожного движения снизило скорость или временно остановилось. Включаются столкновения с транспортными средствами, которые снижают скорость или временно остановились; исключаются столкновения с транспортными средствами, находящимися на стоянке.
- в) Столкновение, вызванное пересечением дороги или поворотом:** столкновение с другим транспортным средством, движущимся под углом к траектории движения первого транспортного средства, вызванное пересечением дороги, выездом с дороги или въездом на дорогу. Исключаются столкновения с остановившимися для поворота транспортными средствами, которые следует классифицировать как а) или б).
- г) Прочие столкновения, включая столкновение с транспортными средствами, находящимися на стоянке:** столкновение, происходящее при движении транспортных средств бок о бок, при обгоне или смене рядов; или столкновение с транспортным средством, которое находилось на стоянке или остановилось на краю проезжей части, на обочине, на специально обозначенных стояночных местах, на тротуаре или площадках для стоянки и т.д.

Включаются все столкновения, не охваченные пунктами а), б) и в). Составным элементом классификации дорожно-транспортных происшествий с участием транспортных средств является момент первого столкновения на проезжей части или момент первого механического воздействия на транспортное средство.

В. Прочие определения

В пределах населенных пунктов

Пункт, въезд в который и выезд из которого обозначены соответствующими дорожными знаками.

За пределами населенных пунктов

Любые участки, кроме пунктов, въезды в которые и выезды из которых обозначены соответствующими дорожными знаками.

Светлое время суток

В соответствии с протоколом полиции или других компетентных органов.

Темное время суток

В соответствии с протоколом полиции или других компетентных органов.

Сумерки (или условия не известны)

Остаточная категория, охватывающая случаи, когда условия естественного освещения являются очень плохими или не имеется никакой информации о состоянии освещенности.

Сухая дорожная поверхность

Поверхность дороги, на которой нет воды, снега, льда или прочих веществ.

Прочая дорожная поверхность

Любая другая дорожная поверхность, кроме сухой дорожной поверхности.

Автомагистраль

Дорога, которая специально построена и предназначена для движения автотранспортных средств, которая не обслуживает придорожных владений и которая:

- a) за исключением отдельных мест или временных ограничений, имеет для обоих направлений движения отдельные проезжие части, отделенные друг от друга разделительной полосой, не предназначенной для движения или, в исключительных случаях, другими средствами;
- b) не имеет пересечения на одном уровне ни с дорогами, ни с железнодорожными или трамвайными путями, ни с пешеходными дорожками;
- c) специально обозначена в качестве автомагистрали и предназначена для использования конкретных категорий дорожных механических транспортных средств.

Полосы для въезда и выезда с автомагистрали включаются независимо от места нахождения дорожного знака. Включаются также городские автомагистрали.

Городская дорога

Дорога в пределах населенного пункта, въезды и выезды из которого обозначены с помощью специальных знаков.

Дорога категории E

Международная сеть дорог категории "E" состоит из системы дорог, указанных в Европейском соглашении о международных автомагистралях, Женева, 15 ноября 1975 года, и в поправках к нему.

Причастные транспортные средства

Транспортные средства, непосредственно причастные к дорожно-транспортным происшествиям, и, по возможности, дорожно-транспортные средства, косвенно связанные с дорожно-транспортным происшествием, должны включаться в статистическую отчетную форму.

a) Непосредственно причастными считаются:

- i) Транспортные средства, одно из или находящихся в котором погибло или было ранено в результате дорожно-транспортного происшествия;
- ii) Транспортные средства, столкнувшиеся с одним или несколькими транспортными средствами (находящимися в движении, остановившимися или находящимися на стоянке), наехавшие на пешеходов, на животных или на другие препятствия;

- iii) Транспортные средства, водитель или пассажиры которых получили ранение при высадке или посадке в транспортное средство.
- b) Косвенно причастными к дорожно-транспортному происшествию считаются:
- i) Транспортные средства, движение которых рассматривается как содействовавшее дорожно-транспортному происшествию, но которые сами не были непосредственно причастны к нему;
 - ii) Остановившиеся или находящиеся на стоянке транспортные средства, положение которых рассматривается как содействовавшее дорожно-транспортному происшествию, но которые сами непосредственно в него вовлечены не были.

Дорожное транспортное средство

Транспортное средство на колесах, предназначенное для использования на дорогах.

Дорожное механическое транспортное средство

Дорожное транспортное средство, оборудованное двигателем, который является единственным средством для приведения его в движение, и обычно используемое для перевозки пассажиров или грузов или для буксировки на дорогах транспортных средств, используемых для перевозки пассажиров или грузов. Из этих статистических данных исключаются механические транспортные средства, передвигающиеся по рельсам.

Велосипед

Дорожное транспортное средство, которое имеет два или более колес и приводится в движение исключительно мускульной энергией лиц, находящихся в этом транспортном средстве, в частности с помощью системы педалей, рычага или рукоятки (например, двухколесный, трехколесный, четырехколесный велосипеды, а также инвалидные коляски).

Мопед

Двух- или трехколесное дорожное транспортное средство, которое оборудовано двигателем с рабочим объемом цилиндров менее 50 см³ (3,05 дюйма³) и максимально разрешенная конструктивная скорость которого соответствует национальным правилам.

Мотоцикл

Двухколесное дорожное механическое транспортное средство с прицепной коляской или без нее, включая мотороллер или трехколесное дорожное механическое транспортное средство, порожний вес которого не превышает 400 кг (900 фунтов). Включаются все такие транспортные средства с рабочим объемом цилиндров 50 см³ или более, а также транспортные средства, рабочий объем цилиндров которых составляет менее 50 см³ и которые не подпадают под определение мопеда.

Пассажирский автомобиль

Дорожное механическое транспортное средство, иное, чем мотоцикл, предназначенное для перевозки пассажиров и имеющее не более девяти сидячих мест (включая место водителя). Иными словами, термин "пассажирский автомобиль" охватывает микроавтомобили (для вождения которых не требуется водительских удостоверений), такси и взятые напрокат пассажирские автомобили при условии, что они имеют менее десяти сидячих мест. В эту категорию могут также входить пикапы.

Автобус дальнего следования или городской автобус

Пассажирское дорожное механическое транспортное средство, предназначенное для перевозки пассажиров и имеющее более девяти сидячих мест (включая место водителя).

Троллейбус

Пассажирское дорожное транспортное средство, которое предназначено для перевозки пассажиров, имеет более девяти сидячих мест (включая место водителя), соединено с электрическими проводами и не передвигается по рельсам.

Трамвай

Пассажирское дорожное транспортное средство, которое предназначено для перевозки пассажиров, имеет более девяти сидячих мест (включая место водителя), соединено с электрическими проводами или приводится в движение с помощью дизельного двигателя и передвигается по рельсам.

Грузовое дорожное транспортное средство

Дорожное транспортное средство, предназначенное исключительно или преимущественно для перевозки грузов.

Дорожный тягач

Дорожное механическое транспортное средство, предназначенное исключительно или преимущественно для буксировки других дорожных транспортных средств, которые не имеют механического привода (в основном полуприцепы). Исключаются сельскохозяйственные тракторы.

Состав транспортных средств

Сцепленные транспортные средства, которые участвуют в дорожном движении как одно целое.

Сочлененное транспортное средство

Дорожный тягач, сцепленный с полуприцепом.

Полная масса транспортного средства (разрешенная максимальная масса)

Общая масса неподвижного транспортного средства, готового к движению (или состава транспортных средств), включая находящийся на нем груз, объявленная допустимой компетентным органом страны регистрации.

Дорожно-транспортное происшествие с участием водителей, которые, согласно протоколу, находились в состоянии алкогольного опьянения, под воздействием наркотиков или медикаментов

Любое дорожно-транспортное происшествие с нанесением травмы, при котором по крайней мере один водитель, согласно протоколу, находился в состоянии алкогольного опьянения, под воздействием наркотиков или медикаментов, в соответствии с национальными правилами.

С. Отклонения от определения погибших и тяжелых и легких ранений

Значительные отклонения от общепринятого определения являются следующие:

Австрия: Начиная с 1966 года и до 1991 года, погибшими считаются лица, смерть которых наступает в течение трех дней после происшествия; лица, смерть которых наступает позднее, считаются ранеными. С 1992 года, применялось по мере возможности унифицированное.

Греция: Начиная с 1995 года, погибшими считаются лица, смерть которых наступает в течение тридцати дней после происшествия; лица, смерть которых наступает позднее, считаются ранеными.

Испания: Погибшими считаются лица, смерть которых наступает в течение 24 часов после происшествия; лица, смерть которых наступает позднее, считаются ранеными.

Латвия: Погибшими считаются лица, смерть которых наступает на месте происшествия или в течение 7 дней после него; лица, смерть которых наступает позднее, считаются ранеными.

Португалия: Погибшими считаются лица, смерть которых наступает на месте происшествия, во время их перевозки с этого места или немедленно после перевозки; лица, смерть которых наступает позднее, считаются ранеными.

