

ECONOMIC COMMISSION FOR EUROPE, GENEVA

STATISTICS OF

ROAD TRAFFIC ACCIDENTS

IN EUROPE AND NORTH AMERICA

COMMISSION ÉCONOMIQUE POUR L'EUROPE, GENÈVE

STATISTIQUES DES

ACCIDENTS DE LA CIRCULATION ROUTIÈRE

EN EUROPE ET EN AMÉRIQUE DU NORD

ЕВРОПЕЙСКАЯ ЭКОНОМИЧЕСКАЯ КОМИССИЯ, ЖЕНЕВА

СТАТИСТИКА

ДОРОЖНО-ТРАНСПОРТНЫХ ПРОИСШЕСТВИЙ

В ЕВРОПЕ И СЕВЕРНОЙ АМЕРИКЕ

Vol. L - Том L

2005

UNITED NATIONS
New York and Geneva



NATIONS UNIES
New York et Genève

ОРГАНИЗАЦИЯ ОБЪЕДИНЕННЫХ НАЦИЙ
Нью-Йорк и Женева

2005

The designations employed and the presentation of the material in this publication do not imply the expression of any opinion whatsoever on the part of the Secretariat of the United Nations concerning the legal status of any country, territory, city or area, or of its authorities, or concerning the delimitation of its frontiers or boundaries.

Les appellations employées dans la présente publication et la présentation des données qui y figurent n'impliquent de la part du Secrétariat de l'Organisation des Nations Unies aucune prise de position quant au statut juridique des pays, territoires, villes ou zones, ou de leurs autorités, ni quant au tracé de leurs frontières ou limites.

Употребляемые обозначения и изложение материала в настоящем издании не означают выражения со стороны Секретариата Организации Объединенных Наций какого бы то ни было мнения относительно правового статуса страны, территории, города или района, или их властей, или относительно делимитации их страны.

The Working Party on Transport Statistics, at its fifty-fifth session (9-11 June 2004), decided to make available its annual publications on the Internet site of the UNECE Transport Division as pdf documents free of charge (TRANS/WP.6/147, para.41). Hence, until further notice, this document will be published only on the Internet.

Le Groupe de travail des Statistiques des transports, à sa cinquante-cinquième session (9-11 juin 2004) a décidé de rendre accessible gratuitement sur le site Internet de la Division des Transports CEE-ONU ses publications annuelles en format pdf (TRANS/WP.6/147, para.41). Dorénavant, et jusqu'à nouvel ordre, ce document ne sera publié que sur le site Internet.

Рабочая группа по статистике транспорта в ходе работы 55-й сессии (9-11 июня 2004 года) приняла решение о бесплатном доступе к своим ежегодным публикациям в системе Интернет в виде документов в формате pdf (TRANS/WP.6/147, para.41). Таким образом, с настоящего времени и до принятия иного решения, данная публикация будет доступна только в Интернете.

Introduction

The present edition is the 50th edition of the *Statistics of Road Traffic Accidents in Europe and North America* and contains the basic statistics on this issue provided by the Governments members of the United Nations Economic Commission for Europe (UNECE).

Issued simultaneously in English, French and Russian, this publication is used by government services and officials for the analysis of accidents and patterns of accidents and for planning future improvements in road traffic safety. This is of great overall relevance for UNECE countries as over the decade 1993-2003 there were annually on average over 150 000 persons killed and almost 6 million persons injured in about 4 million road accidents in the UNECE region. For this reason, a wider international audience, including, the private sector, journalists, researchers, students and the general public also use this publication.

Statistics of Road Traffic Accidents in Europe and North America has three basic parts and an Annex. The first part presents charts and summary tables that show the overall situation and developments regarding road traffic accidents and casualties in the UNECE countries. The second part provides detailed statistics on road traffic accidents and includes specific circumstances of accidents such as location, time of occurrence, road condition, personal injuries and deaths, as well as accidents provoked by the influence of alcohol. The third part of the publication shows background statistics on countries' vehicle fleets, and estimates of vehicle-kilometres run and population by age group. The Annex contains definitions.

As readers may know, cross-country comparability of data is not always perfect. However, every effort has been made to harmonise the definitions and ensure international comparability. Additionally, an Inter-secretariat Working Group, composed of representatives of the UNECE, the European Conference of Ministers of Transport (ECMT) and the Statistical Office of the European Community (EUROSTAT), is preparing a common questionnaire, containing also common definitions, which will harmonize collection of this data further and avoid duplication of efforts in the various organizations. This work is supervised by the UNECE Inland Transport Committee and, more particularly, by its Working Party on Transport Statistics (WP.6). Details of this work can be found in: <http://www.unece.org/trans/main/wp6/wp6.html>.

I hope that the *Statistics of Road Traffic Accidents in Europe and North America* is a useful publication in its present form. Any comments on the data or the presentation will be most welcome.

Brigita Schmögnerová
Executive Secretary
United Nations Economic Commission for Europe

Introduction

Cette 50^{ème} édition des *Statistiques des accidents de la circulation routière en Europe et en Amérique du Nord* contient les données de base sur cette question fournies par les Gouvernements membres de la Commission économique des Nations Unies pour l'Europe (CEE-ONU).

Cette publication, éditée simultanément en anglais, français et russe, est utilisée par les services gouvernementaux et les chargés d'analyse des chiffres des accidents et des types d'accidents ainsi que des améliorations qu'il convient d'apporter à la sécurité routière. Elle relève une importance particulière dans les pays de la CEE-ONU, étant donné qu'au cours de la décennie 1993-2003, on a pu compter en moyenne 150 000 tués et presque 6 millions de blessés dans environ 4 millions d'accidents de la route par an dans la région. C'est pourquoi, l'audience internationale de cette publication s'étend au secteur privé, aux journalistes, aux chercheurs, aux étudiants et au grand public qui l'utilisent également.

La publication *Statistiques des accidents de la circulation routière en Europe et en Amérique du Nord* est composée de trois parties essentielles et d'une annexe. La première partie contient des graphiques et des tableaux synthétiques qui montrent la situation globale et l'évolution des accidents de la circulation routière et des victimes dans la région de la CEE-ONU. La deuxième partie fournit des statistiques détaillées sur les accidents de la circulation routière et comprend les circonstances particulières des accidents comme le lieu et l'heure où l'accident est survenu, les conditions de la route, la gravité des blessures et les décès, ainsi que les accidents dus à l'excès d'alcool. La troisième partie de la publication montre les données statistiques quant au nombre de véhicules en circulation dans les pays et les estimations de kilomètres par véhicule et par personne selon les tranches d'âge. L'Annexe contient les définitions.

Comme le lecteur sait bien, la comparaison des données inter-pays ne reflète pas toujours parfaitement la réalité. Toutefois, tout a été fait pour harmoniser autant que possible les définitions et permettre la comparaison internationale. En outre, un Groupe de travail inter-secrétariat, composé des représentants de la CEE-ONU, de la Conférence Européenne des Ministres des Transports (CEMT) et du Bureau des Statistiques de la Communauté européenne (EUROSTAT), prépare un questionnaire commun, contenant des définitions communes, qui permettra d'harmoniser davantage la collecte de données et d'éviter de refaire les mêmes opérations de collectes dans chacune de ces organisations. Ces travaux sont supervisés par le Comité des transports intérieurs (CTI) et, plus particulièrement par son Groupe de travail sur les Statistiques en matière de transport (WP.6). Les détails de ces travaux se trouvent sur: <http://www.unece.org/trans/main/wp6/wp6.html>.

J'espère que les *Statistiques des accidents de la circulation routière en Europe et en Amérique du Nord* présentées ainsi, vous seront utiles. Vos observations sur les données ou la présentation seront bien entendu très appréciées.

Brigita Schmögnerová
Secrétaire exécutive
Commission économique des Nations Unies pour l'Europe

Предисловие

Настоящее издание *Статистики дорожно-транспортных происшествий в Европе и Северной Америке* является 50-м по счету и содержит основные статистические данные по данной теме, предоставленные правительствами государств-членов Европейской экономической комиссии Организации Объединенных Наций (ЕЭК ООН).

Изданная на трех языках (английском, французском и русском), публикация используется государственными службами и служащими для анализа происшествий и их видов и для планирования дальнейшего повышения безопасности дорожного движения. Данное издание крайне актуально для стран-членов ЕЭК ООН, где за период с 1993 по 2003 год среднегодовое количество пострадавших составило 150 000 погибшими и почти 6 миллионов ранеными в результате около 4 миллионов дорожных происшествий. По этой же причине публикация используется широкой публикой, которая включает в себя представителей частного сектора, журналистов, исследователей, студентов и общественность.

Статистика дорожно-транспортных происшествий в Европе и Северной Америке состоит из трех основных разделов и приложения. Первая часть состоит из графиков и сводных таблиц, включающих обобщенную информацию о развитии ситуации в области дорожно-транспортных происшествий и пострадавших в их результате в странах-членах ЕЭК ООН. Вторая часть включает в себя подробные статистические данные о дорожно-транспортных происшествиях, а также данные об обстоятельствах происшествий, таких как место, время, дорожные условия, травмы или смертельный исход, в том числе в отношении аварий, произошедших вследствие употребления алкоголя. Третья часть публикации посвящена статистическим данным о парке транспортных средств по странам, оценке пробега (единица измерения - транспортное средство-километр), а также о населении по возрастным группам. Определения приводятся в приложении.

Возможно, читатели знают о том, что сопоставимость данных по странам не всегда точна. Тем не менее, мы попытались максимально согласовать определения и обеспечить сравнимость данных на международном уровне. Кроме этого, Межсекретариатская рабочая группа, состоящая из представителей ЕЭК ООН, Европейской Конференции Министров Транспорта (ЕКМТ) и Евростата, готовит к выпуску общий вопросник, который будет содержать определения, способствующие дальнейшему согласованию статистических данных и направленные на избежание дублирования усилий по их сбору различными организациями. Эта работа контролируется Комитетом по внутреннему транспорту ЕЭК ООН, в частности, его Рабочей группой по статистике транспорта (WP.6). Более подробная информация о ее работе помещена на вебсайте <http://www.unece.org/trans/main/wp6/wp6.html> в Интернете.

Надеюсь, что данная редакция *Статистики дорожно-транспортных происшествий в Европе и Северной Америке* окажется полезной. Будем благодарны за любые комментарии по поводу использованных в ней данных и формы, в которой они представлены.

Бригита Шмегнерова
Исполнительный секретарь
Европейская Экономическая Комиссия Организации Объединенных Наций

| TABLE OF CONTENTS | | Page |
|--|--|-------------|
| Explanatory notes | | 2 |
| Charts and summary tables | | |
| A. Road traffic accidents and casualties, 1993-2003 | | 6 |
| B. Trend in road traffic accidents, 1993-2003 | | 7 |
| C. Number of road traffic accidents per thousand road motor vehicles, 2003 | | 8 |
| D. Number of persons killed in road traffic accidents per million population, 2003 | | 9 |
| E. Road Traffic Accident Profile for 2003: area, population, accidents, alcohol-related share | | 10 |
| F. Road traffic accidents involving personal injury | | 11 |
| G. Persons killed or injured in road traffic accidents | | 15 |
| Accidents and casualties | | |
| 1. Road traffic accidents by location, time of occurrence and road condition | | 20 |
| 2. Road traffic accidents involving personal injury and death by nature of accident | | 44 |
| 3. Persons killed or injured in road traffic accidents by category of user and age group | | 60 |
| 4. Road traffic accidents involving one or more persons under the influence of alcohol | | 105 |
| 5. Pedestrians and drivers, under the influence of alcohol, involved in accidents | | 108 |
| 6. Drivers and pedestrians under the influence of alcohol, by degree of alcohol concentration in blood | | 111 |
| Background statistics | | |
| 7. Road vehicle fleet | | 114 |
| 8. Estimated vehicle-kilometres run | | 120 |
| 9. Estimates of population and distribution by age group, 2003 | | 122 |
| Annex | | |
| I. Definitions and general notes | | 126 |

| TABLE DES MATIERES | | Page |
|---|--|-------------|
| Notes explicatives | | 3 |
| Graphiques et tableaux récapitulatifs | | |
| A. Accidents de la circulation routière et victimes, 1993-2003 | | 6 |
| B. Evolution des accidents de la circulation routière, 1993-2003 | | 7 |
| C. Nombre des accidents de la circulation routière par milliers de véhicules motorisés, 2003 | | 8 |
| D. Nombre de personnes tuées par million d'habitants, 2003 | | 9 |
| E. Bilan des accidents de la circulation routière en 2003: superficie du pays, population, nombre d'accidents, pourcentage des accidents provoqués par l'alcool | | 10 |
| F. Accidents de la circulation routière ayant entraîné des lésions corporelles | | 11 |
| G. Personnes tuées ou blessées dans les accidents de la circulation routière | | 15 |
| Accidents et victimes | | |
| 1. Accidents de la circulation routière selon le lieu, l'époque à laquelle ils se sont produits et les conditions de circulation | | 20 |
| 2. Accidents de la circulation routière ayant entraîné des lésions corporelles par type d'accident | | 44 |
| 3. Personnes tuées ou blessées dans les accidents de la circulation routière selon la catégorie d'utilisateur de la route et le groupe d'âge | | 60 |
| 4. Accidents de la circulation routière dans lesquelles une ou plusieurs personnes impliquées se trouvaient sous l'effet de l'alcool | | 105 |
| 5. Piétons et conducteurs sous l'effet de l'alcool, impliqués dans les accidents | | 108 |
| 6. Conducteurs et piétons sous l'effet de l'alcool, par degré de concentration d'alcool dans le sang | | 111 |
| Statistiques auxiliaires | | |
| 7. Parc de véhicules routiers | | 114 |
| 8. Estimation des véhicules-kilomètres parcourus | | 120 |
| 9. Estimations de la population et répartition par groupe d'âge, 2003 | | 122 |
| Annexe | | |
| I. Définitions et notes générales | | 129 |

| СОДЕРЖАНИЕ | | Стр. |
|---|--|-------------|
| Пояснительные примечания | | 4 |
| Графики и сводные таблицы | | |
| A. Дорожно-транспортные происшествия и жертвы, 1993-2003 | | 6 |
| B. Тенденции дорожно-транспортных происшествий, 1993-2003 | | 7 |
| C. Количество дорожно-транспортных происшествий на тысячу транспортных средств, 2003 | | 8 |
| D. Количество погибших в результате дорожно-транспортных происшествий на миллион населения, 2003 | | 9 |
| E. Статистика дорожно-транспортных происшествий в 2003 г.: площадь страны, численность населения, число происшествий, доля происшествий с участием лиц в состоянии опьянения. | | 10 |
| F. Дорожно-транспортные происшествия, повлекшие за собой телесные увечья | | 11 |
| G. Погибшие или раненые в дорожно-транспортных происшествиях | | 15 |
| Происшествия и жертвы | | |
| 1. Дорожно-транспортные происшествия по дорожной обстановке | | 20 |
| 2. Дорожно-транспортные происшествия по типу происшествия | | 44 |
| 3. Число погибших или раненых в дорожно-транспортных происшествиях по категориям пользователей дорог и группам возраста | | 60 |
| 4. Дорожно-транспортные происшествия, к которым причастны, одно или более число лиц | | 105 |
| 5. Пешеходы и водители в состоянии опьянения, причастные к происшествиям | | 108 |
| 6. Пешеходы и водители в состоянии опьянения по степени концентрации алкоголя в крови | | 111 |
| Вспомогательная статистика | | |
| 7. Парк дорожно-транспортных средств | | 114 |
| 8. Оценка пройденных транспортное средство-километров | | 120 |
| 9. Оценки населения и распределение по возрастным группам в 2003 г. | | 127 |
| Приложение | | |
| I. Определения и общие замечания | | 132 |

Explanatory notes

Notes explicatives

Пояснительные примечания

EXPLANATORY NOTES

The 2005 edition of **Statistics of Road Traffic Accidents in Europe and North America** provides basic data on road traffic accidents and casualties in European countries, Canada, Israel and the United States of America. The publication is purely statistical in character. **The scope of the statistics comprises road traffic accidents involving personal injury only, excluding accidents with material damage.** Data relate to accidents by nature of accidents and surroundings, accidents while under the influence of alcohol, and the number of persons killed or injured by category of road user and age group. As background data, figures on the number of road vehicles in use, registration of new vehicles and vehicle-kilometers run by road vehicles are provided in Tables 7 and 8. Table 9 gives estimates of population and distribution by age groups.

Sources

The statistics appearing in this bulletin are compiled by the secretariat of the United Nations Economic Commission for Europe on the basis of replies to questionnaires submitted by member countries and from official national and international sources.

Comparability of data

Data are given according to the commonly agreed definitions under the auspices of the Inland Transport Committee of the United Nations Economic Commission for Europe (see Annex). Significant departures from the agreed definitions of persons killed are given in Annex, Section C, while departures from other agreed definitions are indicated in footnotes.

Time period

Most of the statistics are presented in the form of time series. In general, the data for the last year should be considered provisional those for previous years are final.

Rounding

Where necessary, each figure has been rounded off to the nearest final digit. For this reason, there may occur in some series an apparent slight discrepancy between the sum of the constituent items and the totals shown.

UNECE member countries and nomenclature

As of January 1995, the Economic Commission for Europe had the following 55 member countries: Albania, Andorra, Armenia, Austria, Azerbaijan, Belarus, Belgium, Bosnia and Herzegovina, Bulgaria, Canada, Croatia, Cyprus, Czech Republic, Denmark, Estonia, Finland, France, Georgia, Germany, Greece, Hungary, Iceland, Ireland, Israel, Italy, Kazakhstan, Kyrgyzstan, Latvia, Liechtenstein, Lithuania, Luxembourg, Malta, Monaco, Netherlands, Norway, Poland, Portugal, Republic of Moldova, Romania, Russian Federation, San Marino, Serbia and Montenegro, Slovakia, Slovenia, Spain, Sweden, Switzerland, Tajikistan, The Former Yugoslav Republic of Macedonia, Turkey, Turkmenistan, Ukraine, United Kingdom, United States of America and Uzbekistan.

Data inquiries

The UNECE welcomes comments and suggestions on its statistical bulletins. Any comments or enquiries should be addressed to:

Transport Division
 UNECE
 Palais des Nations
 CH-1211 Geneva 10
 Switzerland
 Telephone: (+41-22) 917 24 93
 E-mail: stat.trans@unece.org
 Telefax: (+41-22) 917 0039

Symbols and abbreviations employed

- * = Secretariat estimate.
- . = Not applicable.
- ... = Not available.
- = Magnitude zero.
- 0 = Magnitude not zero but less than half of unit employed.

NOTES EXPLICATIVES

L'édition 2005 des **Statistiques des accidents de la circulation routière en Europe et en Amérique du Nord** a pour objet de fournir des données de base relatives aux accidents de la circulation routière et aux victimes dans les pays européens, au Canada, en Israël et aux Etats-Unis d'Amérique. Cette publication a un caractère purement statistique. **Le champ des statistiques s'étend uniquement aux accidents de la circulation routière ayant entraîné des lésions corporelles, à l'exclusion des accidents ne provoquant que des dégâts matériels.** Les données se réfèrent aux accidents selon leur nature et la situation des abords, aux accidents dus à l'effet de l'alcool, et aux nombres de personnes tuées ou blessées par catégorie d'usager de la route et par groupe d'âge. Une statistique auxiliaire dans les tableaux 7 et 8 donne le parc de véhicules routiers, les immatriculations des véhicules neufs ainsi que le nombre des véhicules-kilomètres parcourus. Le tableau 9 donne des estimations de la population et de sa répartition par groupes d'âge.

Sources

Les statistiques publiées dans ce bulletin sont réunies par le secrétariat de la Commission économique pour l'Europe de l'Organisation des Nations Unies à partir des réponses aux questionnaires adressés aux différents pays ou extraites de publications officielles nationales et internationales.

Comparabilité des données

Les données sont établies conformément aux définitions élaborées par le Comité des transports intérieurs de la Commission économique pour l'Europe de l'Organisation des Nations Unies (voir annexe). Les écarts importants par rapport aux définitions convenues des personnes tuées sont indiqués à l'annexe, Section C, mais les écarts par rapport aux autres définitions sont donnés dans les notes en bas de page.

Période couverte

La plupart des statistiques sont présentées sous forme de séries chronologiques. En général, les données relatives à la dernière année doivent être considérées comme provisoires tandis que celles des années précédentes peuvent être considérées comme définitives.

Arrondissement des chiffres

Chaque fois qu'on l'a jugé nécessaire, les nombres ont été arrondis à l'unité du dernier chiffre significatif. Il peut donc y avoir, pour certaines séries, une légère différence entre la somme des éléments constituants et le total indiqué.

Nomenclature Pays membres de la CEE-ONU et nomenclature

En janvier 1995, la Commission économique pour l'Europe comprenait les 55 pays membres suivants: Albanie, Allemagne, Andorre, Arménie, Autriche, Azerbaïdjan, Bélarus, Belgique, Bosnie-Herzégovine, Bulgarie, Canada, Chypre, Croatie, Danemark, Espagne, Estonie, Etats-Unis, Ex-République yougoslave de Macédoine, Fédération de Russie, Finlande, France, Géorgie, Grèce, Hongrie, Irlande, Islande, Israël, Italie, Kazakhstan, Kirghizistan, Lettonie, Liechtenstein, Lituanie, Luxembourg, Malte, Monaco, Norvège, Ouzbékistan, Pays-Bas, Pologne, Portugal, République de Moldova, République tchèque, Roumanie, Royaume-Uni, Saint-Marin, Serbie et Montenegro, Slovaquie, Slovénie, Suède, Suisse, Tadjikistan, Turquie, Turkménistan et Ukraine.

Demandes de renseignements

Les commentaires et suggestions concernant les bulletins statistiques de la CEE-ONU sont les bienvenus. Pour tout commentaire ou demande de renseignements, s'adresser au service suivant:

Division des transports
CEE-ONU
Palais des Nations, CH-1211 Genève 10
Suisse
Tél : (41-22) 917 24 93
Courrier électronique: stat.trans@unece.org
Téléfax : (41-22) 917 00 39

Signes conventionnels

- * = Estimation du secrétariat.
- . = Ne s'applique pas.
- ... = Aucune donnée disponible.
- = Résultat rigoureusement nul.
- 0 = Résultat inférieur à la moitié de la dernière unité retenue.

ПОЯСНИТЕЛЬНЫЕ ПРИМЕЧАНИЯ

Цель Статистики дорожно-транспортных происшествий в Европе и Северной Америке состоит в представлении основных данных о дорожно-транспортных происшествиях в европейских странах, Канаде, Израиле и Соединенных Штатах Америки. Эта публикация носит чисто статистический характер. **Статистические данные охватывают только дорожно-транспортные происшествия, повлекшие за собой телесные увечья, исключая происшествия, вызвавшие материальный ущерб.** Данные относятся к происшествиям по характеру происшествия и местности, к происшествиям, происшедшим из-за алкоголя, к числу погибших или раненых по категориям пользователей дорог и возрастным группам. Вспомогательная статистика дается в таблицах 7 и 8: число транспортных средств к концу года, новые транспортные средства, зарегистрированные в течение года, пробег транспортных средств. Таблица 9 отражает оценки населения и распределение по возрастным группам.

Источники

Статистические данные взяты секретариатом Европейской экономической комиссии Организации Объединенных Наций из ответов на ежегодные вопросники или из официальных национальных источников.

Сопоставимость данных

Данные приводятся в соответствии с согласованными определениями, которые были выработаны Комитетом по внутреннему транспорту Европейской экономической комиссии Организации Объединенных Наций (см. приложение). Значительные отклонения от принятых определений погибших приводятся в приложении, секция С, поскольку отклонения от других принятых определений указываются в примечаниях.

Отчетный период

Большинство статистических данных представлены в форме динамических рядов. Как правило, данные за последний год следует считать предварительными, а данные за предыдущие годы – окончательными.

Округление

В тех случаях, когда это необходимо, каждая цифра была округлена до ближайшего окончательного разряда. Поэтому в некоторых рядах данных могут иметь место небольшие расхождения между суммой данных по отдельным статьям и приведенными итогами.

Страны-члены и номенклатура ЕЭК ООН

По состоянию на июль 1995 года в состав Европейской экономической комиссии входили следующие 55 страны-члена: Австрия, Азербайджан, Албания, Андорра, Армения, Беларусь, Бельгия, Болгария, Босния и Герцеговина, Бывшая Югославская Республика Македония, Венгрия, Германия, Греция, Грузия, Дания, Израиль, Ирландия, Исландия, Испания, Италия, Казахстан, Канада, Кипр, Кыргызстан, Латвия, Литва, Лихтенштейн, Люксембург, Мальта, Монако, Нидерланды, Норвегия, Польша, Португалия, Республика Молдова, Российская Федерация, Румыния, Сан-Марино, Сербия и Черногория, Словакия, Словения, Соединенное Королевство, Соединенные Штаты Америки, Таджикистан, Туркменистан, Турция, Узбекистан, Украина, Финляндия, Франция, Хорватия, Чешская Республика, Швейцария, Швеция и Эстония.

Запросы в отношении данных

ЕЭК ООН с одобрением встретит любые замечания и предложения в отношении ее статистических бюллетеней. Все замечания или запросы должны направляться по следующему адресу:

Transport Division
UNECE
Palais des Nations
Switzerland
Телефон: (41-22)-917 24 93
Электронная Почта: stat.trans@unece.org
Телефакс: (41-22) 917 00 39

Условные обозначения и сокращения

- * = Оценка Секретариата.
- . = Не применимо.
- ... = Данные отсутствуют.
- = Нулевая величина.
- 0 = Величина не нулевая, но меньше половины применяемой единицы измерения.

Charts and summary tables

Graphiques et tableaux récapitulatifs

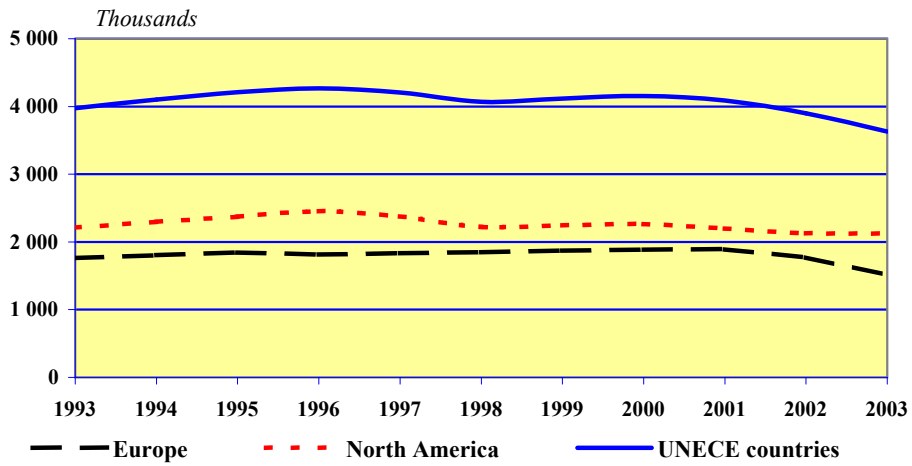
Графики и сводные таблицы

A. Road traffic accidents and casualties, 1993-2003

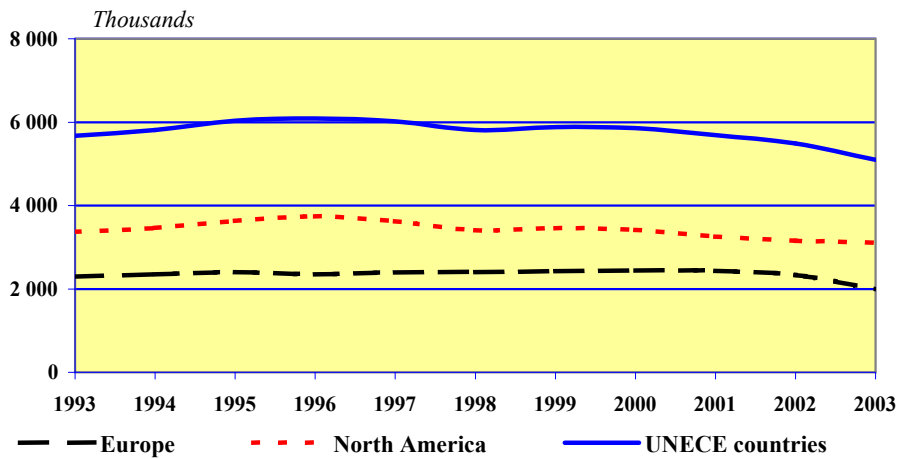
A. Accidents de la circulation routière et victimes, 1993-2003

A. Дорожно-транспортные происшествия и жертвы, 1993-2003

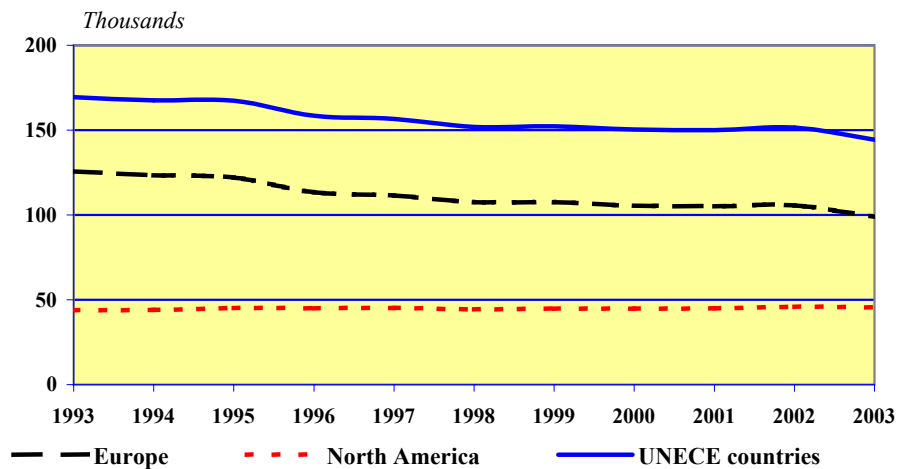
Number of road accidents, 1993-2003



Injured in road accidents, 1993-2003



Killed in road accidents, 1993-2003



Thousands

Accidents

Killed

Injured

UNECE countries

Milliers

Accidents

Tués

Blessés

Pays de la CEE-ONU

Тысячи

Происшествия

Погибшие

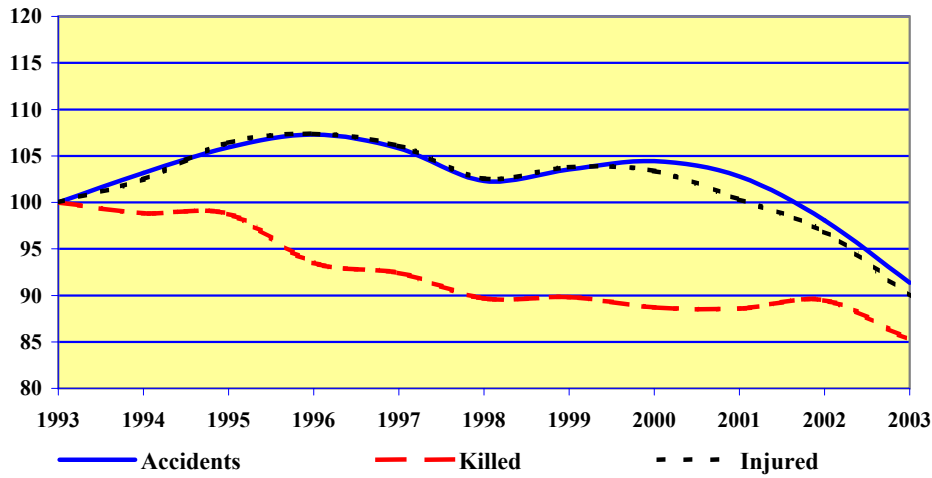
Раненые

B. Trend in road traffic accidents, 1993-2003

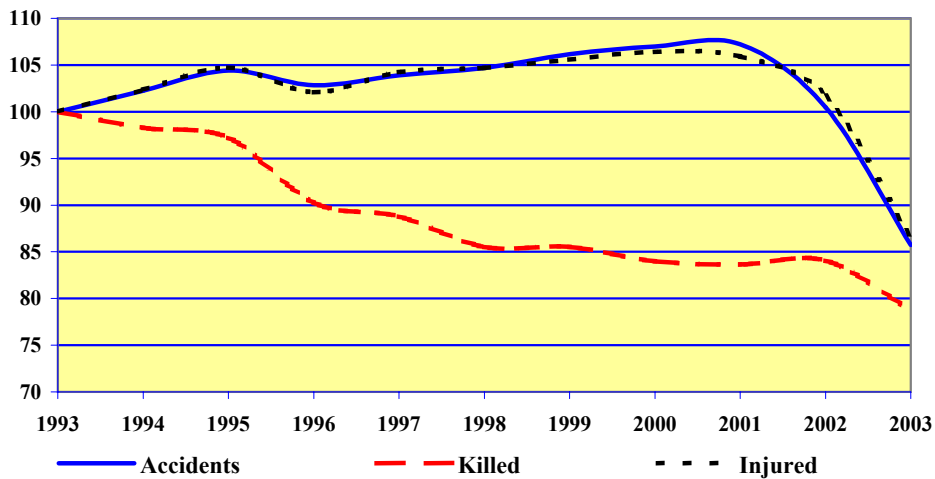
B. Evolution des accidents de la circulation routière, 1993-2003

B. Тенденции дорожно-транспортных происшествий, 1993-2003

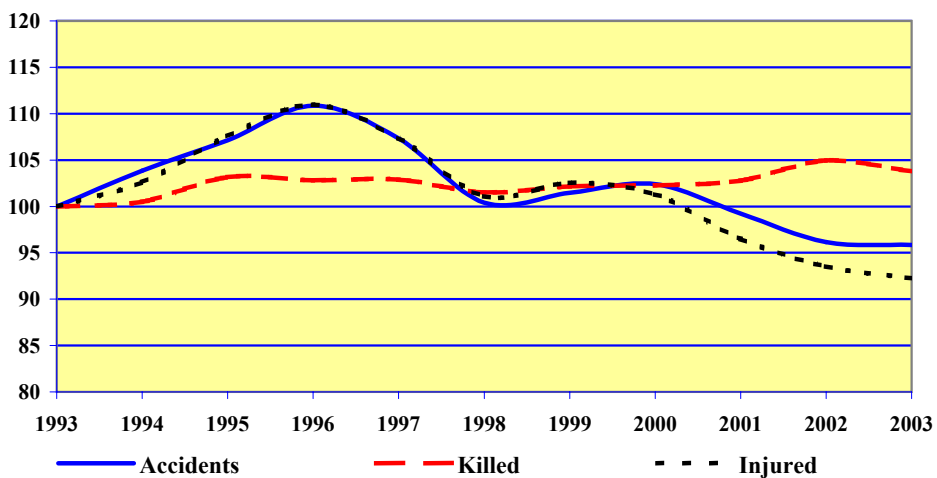
UNECE countries, 1993 = 100



Europe, 1993 = 100



North America, 1993 = 100



Accidents

Killed

Injured

UNECE countries

Europe

North America

Accidents

Tués

Blessés

Pays de la CEE-ONU

Europe

Amérique du Nord

Происшествия

Погибшие

Раненые

Страны-члены ЕЭК ООН

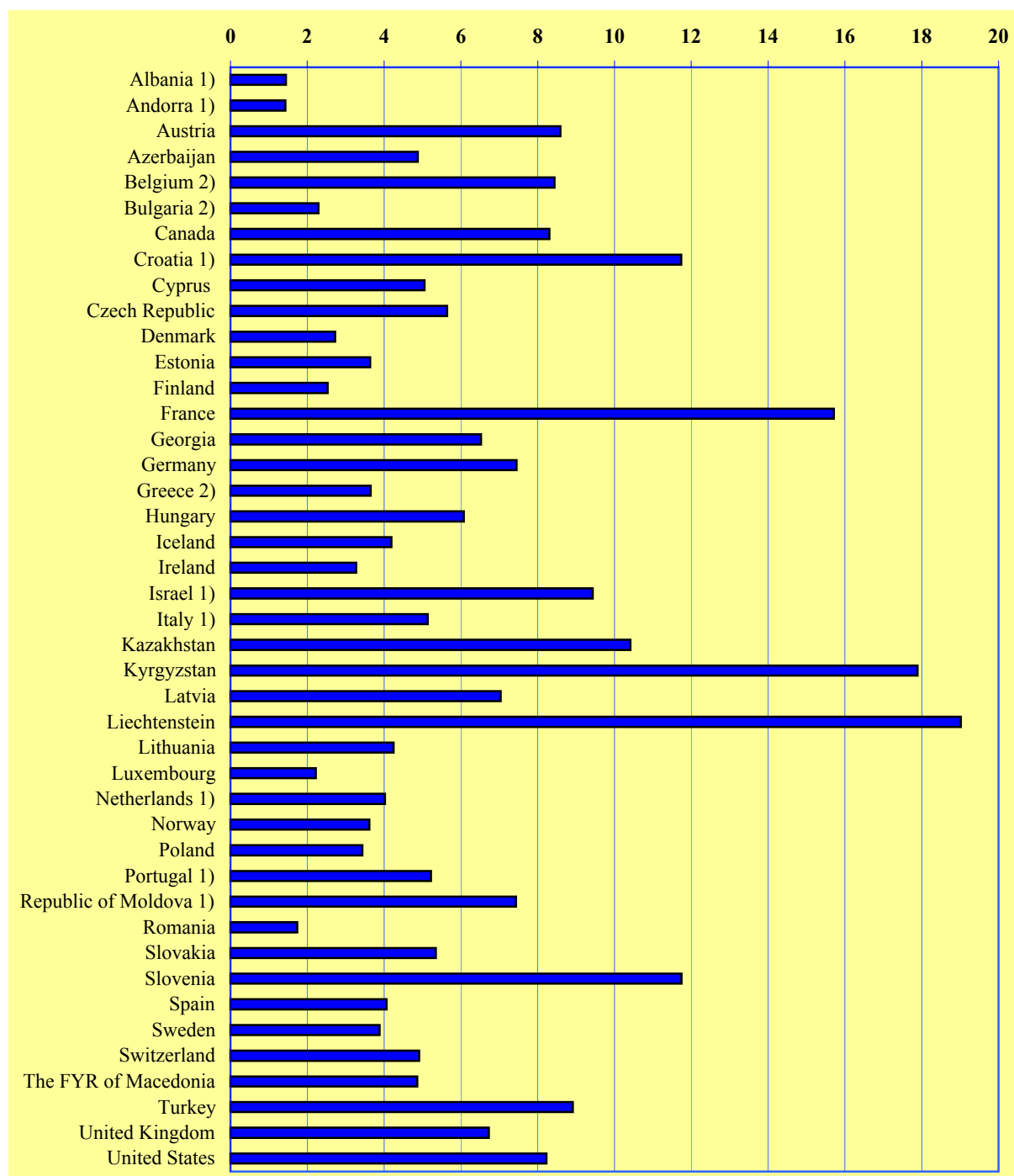
Европа

Северная Америка

C. Number of road traffic accidents per thousand road motor vehicles, 2003

C. Nombre des accidents de la circulation routière par milliers de véhicules motorisés, 2003

C. Количество дорожно-транспортных происшествий на тысячу транспортных средств, 2003



1) 2002

2) 2001

3) The former Yugoslav Republic of Macedonia.

1) 2002

2) 2001

3) L'ex-République yougoslave de Macédoine.

1) 2002

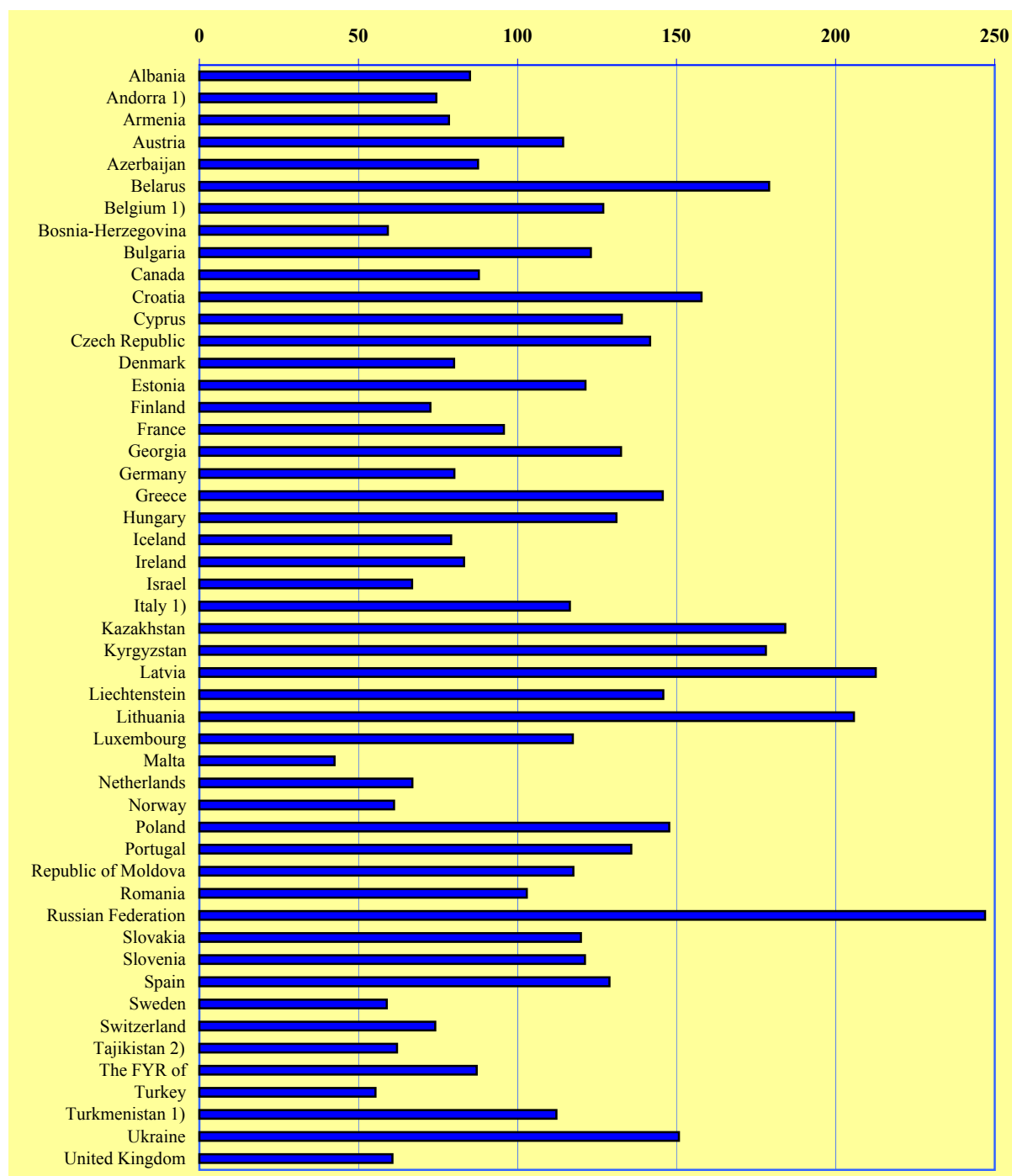
2) 2001

3) Бывшая Югославская Республика Македония.

D. Number of persons killed in road traffic accidents per million population, 2003

D. Nombre de personnes tuées par million d'habitants, 2003

D. Количество погибших в результате дорожно-транспортных происшествий на миллион населения, 2003



1) 2002

2) 2001

3) The former Yugoslav Republic of Macedonia.

1) 2002

2) 2001

3) L'ex-République yougoslave de Macédoine.

1) 2002

2) 2001

3) Бывшая Югославская Республика Македония.

E. Road Traffic Accident Profile for 2003: Area, Population, Accidents and Alcohol-related share

E. Bilan des accidents de la circulation routière en 2003: Superficie du pays, population, nombre d'accidents et pourcentage des accidents provoqués par l'alcool

E. Статистика дорожно-транспортных происшествий в 2003 г.: площадь страны, численность населения, число происшествий, доля происшествий с участием лиц в состоянии опьянения

| Country | Area km ² | Population (1000) | Number of accidents, killed and injured persons | | | | | |
|-------------------------|-------------------------|----------------------|---|--------|----------|--|--------|---------|
| | | | Accidents | Killed | Injured | of which share involving persons under the influence of alcohol (%) | | |
| | | | | | | Accidents | Killed | Injured |
| Albania | 28 748 | 3 103 | 363 | 264 | 248 | 2.5 | 2.3 | 2.4 |
| Andorra | 468 | 72 | - | - | - | ... | ... | ... |
| Armenia | 29 800 | 3 212 | 1 025 | 252 | 1 294 | 4.4 | 6.0 | 4.9 |
| Austria | 83 858 | 8 140 | 43 426 | 931 | 56 881 | 6.5 | 9.0 | 7.1 |
| Azerbaijan | 86 600 | 8 266 | 2 311 | 724 | 2 691 | 3.7 | 4.1 | 3.8 |
| Belarus | 207 600 | 9 849 | 7 194 | 1 764 | 7 361 | 10.0 | 10.1 | 12.3 |
| Belgium | 30 528 | 10 396 | - | - | - | ... | ... | ... |
| Bosnia-Herzegovina | 51 197 | 2 844 | a) 21 846 | a) 227 | a) 5 989 | ... | ... | ... |
| Bulgaria | 110 994 | 7 801 | 6 997 | 960 | 8 488 | 6.0 | 5.9 | 6.3 |
| Canada | 9 970 610 | 31 630 | 156 721 | 2 778 | 222 260 | ... | ... | ... |
| Croatia | 56 542 | 4 441 | 18 592 | 701 | 26 153 | 21.0 | 14.0 | 10.0 |
| Cyprus | 9 251 | 730 | 2 358 | 97 | 3 411 | 2.0 | 3.1 | 2.0 |
| Czech Republic | 78 866 | 10 211 | 27 320 | 1 447 | 35 438 | 12.5 | 8.8 | 12.9 |
| Denmark | 43 094 | 5 398 | 6 749 | 432 | 8 412 | 17.6 | 24.3 | 17.5 |
| Estonia | 45 227 | 1 351 | 1 931 | 164 | 2 539 | 27.0 | 26.2 | 23.0 |
| Finland | 338 145 | 5 220 | 6 907 | 379 | 9 088 | 14.4 | 20.1 | 14.0 |
| France | 551 500 | 59 900 | 90 220 | 5 731 | 115 929 | ... | ... | ... |
| Georgia | 69 700 | 4 315 | 2 113 | 572 | 2 585 | 5.8 | 6.6 | 5.8 |
| Germany | 357 022 | 82 532 | 354 534 | 6 613 | 462 170 | 6.8 | 12.4 | 6.8 |
| Greece | 131 957 | 11 018 | 15 751 | 1 605 | 20 737 | 100.0 | 100.0 | 100.0 |
| Hungary | 93 030 | 10 117 | 19 976 | 1 326 | 26 627 | 12.3 | 9.3 | 11.5 |
| Iceland | 103 000 | 291 | 807 | 23 | 1 221 | 4.5 | 13.0 | 3.9 |
| Ireland | 70 273 | 4 028 | 5 985 | 335 | 8 262 | ... | ... | ... |
| Israel | 21 056 | 6 748 | 17 745 | 451 | 36 629 | 1.8 | ... | ... |
| Italy | 301 318 | 58 145 | - | - | - | ... | ... | ... |
| Kazakhstan | 2 724 900 | 14 951 | 14 013 | 2 754 | 16 951 | 9.0 | 7.6 | 9.7 |
| Kyrgyzstan | 199 900 | 5 037 | 3 380 | 897 | 4 091 | 8.6 | 7.1 | 8.7 |
| Latvia | 64 589 | 2 319 | 5 379 | 493 | 6 639 | ... | ... | ... |
| Liechtenstein | 160 | 34 | 565 | 5 | 147 | ... | ... | ... |
| Lithuania | 65 300 | 3 446 | 5 965 | 709 | 7 266 | 14.9 | 11.8 | 15.8 |
| Luxembourg | 2 586 | 452 | 720 | 53 | 1 052 | 19.6 | 13.2 | 17.6 |
| Malta | 316 | 400 | 13 979 | 17 | 1 171 | ... | ... | ... |
| Monaco | 2 | a) 30 | - | - | - | ... | ... | ... |
| Netherlands | 41 526 | 16 258 | 31 635 | 1 088 | 37 976 | 6.5 | 6.6 | 6.9 |
| Norway | 323 758 | 4 577 | 8 266 | 280 | 11 851 | ... | ... | ... |
| Poland | 312 685 | 38 191 | 51 078 | 5 640 | 63 900 | 13.5 | 15.0 | 13.1 |
| Portugal | 91 982 | 9 992 | 41 495 | 1 356 | 55 258 | ... | ... | ... |
| Republic of Moldova | 33 851 | 3 616 | 2 672 | 425 | 3 216 | 10.5 | 14.1 | 11.4 |
| Romania | 238 391 | 21 711 | 6 654 | 2 235 | 5 538 | 4.5 | 2.3 | 5.0 |
| Russian Federation | 17 075 400 | 144 168 | 204 267 | 35 602 | 243 919 | 16.9 | 15.4 | 17.9 |
| San Marino | 61 | a) 30 | ... | ... | ... | ... | ... | ... |
| Serbia and Montenegro | 102 173 | 8 148 | - | - | - | ... | ... | ... |
| Slovakia | 49 036 | 5 380 | 8 551 | 645 | 11 321 | 12.9 | 8.4 | 13.1 |
| Slovenia | 20 273 | 1 996 | 11 676 | 242 | 16 703 | 15.2 | 40.1 | 15.6 |
| Spain | 505 992 | 41 874 | 99 987 | 5 399 | 150 635 | ... | ... | ... |
| Sweden | 449 964 | 8 976 | 18 365 | 529 | 27 103 | 6.2 | 12.5 | 6.0 |
| Switzerland | 41 285 | 7 364 | 23 840 | 546 | 30 098 | ... | ... | ... |
| Tajikistan | 143 100 | a) 6 430 | - | - | - | ... | ... | ... |
| The FYR of Macedonia b) | 25 713 | a) 2 020 | 1 935 | 118 | 2 750 | 10.7 | 5.9 | 11.8 |
| Turkey | 774 815 | 71 251 | 67 031 | 3 946 | 118 214 | 28.1 | 15.1 | 27.9 |
| Turkmenistan | 491 200 | a) 5 285 | 1 496 | 533 | 1 748 | ... | ... | ... |
| Ukraine | 603 700 | 47 442 | 42 409 | 7 149 | 47 458 | 7.0 | 5.5 | 7.0 |
| United Kingdom | 242 900 | 57 851 | 214 030 | 3 508 | 287 099 | 5.8 | 16.0 | 6.4 |
| United States | 9 363 520 | 290 810 | 1963 252 | 42 643 | 2889 000 | ... | ... | ... |
| Uzbekistan | 448 900 | a) 25 370 | - | - | - | ... | ... | ... |

a) Data refer to year 2002.

a) Les données se rapportent à l'année 2002.

a) Данные относятся к 2002 году.

b) The former Yugoslav Republic of Macedonia.

b) L'ex-République yougoslave de Macédoine.

b) Бывшая Югославская Республика Македония.

F. Road traffic accidents involving personal injury

F. Accidents de la circulation routière ayant entraîné des lésions corporelles

F. Дорожно-транспортные происшествия, повлекшие за собой телесные увечья

Unit: number - Unité: nombre - Единица: число

| Country Pays Страна | Code Code Шифр | Description Description Описание | 1985 | 1990 | 1995 | 2000 | 2002 | 2003 |
|-----------------------------|----------------------|--|---------|---------|---------|---------|---------|---------|
| Albania | A | Total number of accidents | ... | ... | 399 | 428 | 328 | 363 |
| Albanie | B | Accidents in built-up areas | ... | ... | ... | 114 | 87 | 115 |
| Албания | | | | | | | | |
| Armenia | A | Total number of accidents | ... | 2 069 | 1 120 | 937 | 1 002 | 1 025 |
| Arménie | B | Accidents in built-up areas | ... | ... | 688 | 552 | 616 | 605 |
| Армения | | | | | | | | |
| Austria | A | Total number of accidents | 46 275 | 46 338 | 38 956 | 42 126 | 43 175 | 43 426 |
| Autriche | B | Accidents in built-up areas | 30 193 | 28 357 | 23 344 | 25 418 | 26 466 | 26 078 |
| Австрия | | | | | | | | |
| Azerbaijan | A | Total number of accidents | 2 412 | 3 176 | 2 513 | 1 987 | 2 196 | 2 311 |
| Azerbaïdjan | B | Accidents in built-up areas | ... | ... | 1 662 | 1 405 | 1 455 | 1 474 |
| Азербайджан | | | | | | | | |
| Belarus | A | Total number of accidents | ... | 9 311 | 7 268 | 6 410 | 7 204 | 7 194 |
| Bélarus | B | Accidents in built-up areas | ... | 5 987 | 4 652 | 4 201 | 4 762 | 4 555 |
| Беларусь | | | | | | | | |
| Bosnia-Herzegovina | A | Total number of accidents | ... | ... | ... | 28 548 | 21 846 | ... |
| Bosnie-Herzégovine | B | Accidents in built-up areas | ... | ... | ... | ... | ... | ... |
| Босния и Герцеговина | | | | | | | | |
| Bulgaria | A | Total number of accidents | ... | 6 478 | 7 435 | 6 886 | 6 769 | 6 997 |
| Bulgarie | B | Accidents in built-up areas | ... | 4 194 | 5 152 | 4 993 | 4 716 | 4 741 |
| Болгария | | | | | | | | |
| Canada | A | Total number of accidents | 183 478 | 211 960 | 167 044 | 158 569 | 159 658 | 156 721 |
| Canada | B | Accidents in built-up areas | ... | ... | ... | 112 813 | 88 057 | 111 447 |
| Канада | | | | | | | | |
| Croatia | A | Total number of accidents | ... | 14 471 | 12 668 | 14 430 | 17 071 | 18 592 |
| Croatie | B | Accidents in built-up areas | ... | ... | 10 896 | 12 075 | 14 353 | 15 676 |
| Хорватия | | | | | | | | |
| Cyprus | A | Total number of accidents | ... | 3 172 | 3 052 | 2 411 | 2 369 | 2 358 |
| Chypre | B | Accidents in built-up areas | ... | ... | ... | ... | ... | ... |
| Кипр | | | | | | | | |
| Czech Republic | A | Total number of accidents | 24 084 | 21 910 | 28 746 | 25 445 | 26 586 | 27 320 |
| République tchèque | B | Accidents in built-up areas | 16 912 | ... | 19 310 | 16 426 | 16 901 | 16 936 |
| Чешская Республика | | | | | | | | |
| Denmark | A | Total number of accidents | 11 502 | 9 155 | 8 373 | 7 346 | 7 126 | 6 749 |
| Danemark | B | Accidents in built-up areas | 7 584 | 5 863 | 5 140 | 4 368 | 4 157 | 3 926 |
| Дания | | | | | | | | |
| Estonia | A | Total number of accidents | 1 355 | 2 099 | 1 644 | 1 504 | 2 164 | 1 931 |
| Estonie | B | Accidents in built-up areas | 715 | 1 269 | 1 026 | 832 | 1 271 | 1 134 |
| Эстония | | | | | | | | |
| Finland | A | Total number of accidents | 7 759 | 10 175 | 7 812 | 6 633 | 6 196 | 6 907 |
| Finlande | B | Accidents in built-up areas | 4 538 | 5 950 | 4 639 | 3 734 | 3 290 | 3 414 |
| Финляндия | | | | | | | | |
| France | A | Total number of accidents | 191 096 | 162 573 | 132 949 | 121 223 | 105 470 | 90 220 |
| France | B | Accidents in built-up areas | 139 965 | 115 430 | 91 088 | 80 574 | 68 683 | 60 162 |
| Франция | | | | | | | | |
| Georgia | A | Total number of accidents | ... | ... | 1 567 | 1 708 | 2 011 | 2 113 |
| Géorgie | B | Accidents in built-up areas | ... | ... | 1 331 | 1 417 | 1 677 | 1 722 |
| Грузия | | | | | | | | |

For notes see end of table.

Voir notes à la fin du tableau.

См. примечания в конце таблицы.

F. Road traffic accidents involving personal injury

F. Accidents de la circulation routière ayant entraîné des lésions corporelles

F. Дорожно-транспортные происшествия, повлекшие за собой телесные увечья

Unit: number - Unité: nombre - Единица: число

| Country Pays Страна | Code Code Шифр | Description Description Описание | 1985 | 1990 | 1995 | 2000 | 2002 | 2003 |
|---|----------------------|--|---------|---------|---------|---------|---------|---------|
| Germany 1) Allemagne Германия | A | Total number of accidents | 327 745 | 389 350 | 388 003 | 382 949 | 362 054 | 354 534 |
| | B | Accidents in built-up areas | 225 626 | 218 177 | 246 617 | 245 470 | 233 865 | 230 521 |
| Greece Grèce Греция | A | Total number of accidents | 21 537 | 19 609 | 22 798 | 23 001 | 16 809 | 15 751 |
| | B | Accidents in built-up areas | 15 646 | 13 785 | 16 068 | 16 059 | 13 069 | 12 474 |
| Hungary Hongrie Венгрия | A | Total number of accidents | 19 563 | 27 801 | 19 817 | 17 493 | 19 686 | 19 976 |
| | B | Accidents in built-up areas | 13 969 | 19 622 | 13 657 | 12 265 | 13 606 | 13 715 |
| Iceland Islande Исландия | A | Total number of accidents | 618 | 583 | 1 076 | 999 | 1 007 | 807 |
| | B | Accidents in built-up areas | 424 | 418 | 830 | 719 | 681 | 546 |
| Ireland Irlande Ирландия | A | Total number of accidents | 5 518 | 6 067 | 8 117 | 7 757 | 6 625 | 5 985 |
| | B | Accidents in built-up areas | 3 067 | 3 253 | 4 818 | 4 331 | 3 567 | 3 188 |
| Israel Israël Израиль | A | Total number of accidents | 12 761 | 17 496 | 21 688 | 19 925 | 18 490 | 17 745 |
| | B | Accidents in built-up areas | ... | ... | 17 050 | 14 853 | 13 553 | 13 049 |
| Kazakhstan Kazakhstan Казахстан | A | Total number of accidents | ... | ... | 13 036 | 11 304 | 12 967 | 14 013 |
| | B | Accidents in built-up areas | ... | ... | 9 738 | 8 400 | 9 640 | 10 395 |
| Kyrgyzstan Kirghizistan Кыргызстан | A | Total number of accidents | ... | ... | 3 045 | 2 671 | 2 966 | 3 380 |
| | B | Accidents in built-up areas | ... | ... | ... | 1 477 | 1 681 | 1 825 |
| Latvia Lettonie Латвия | A | Total number of accidents | 3 767 | 4 325 | 4 056 | 4 482 | 5 083 | 5 379 |
| | B | Accidents in built-up areas | 2 072 | 2 548 | 2 612 | 3 044 | 3 306 | ... |
| Liechtenstein Liechtenstein Лихтенштейн | A | Total number of accidents | ... | 340 | 80 | 424 | 582 | 565 |
| | B | Accidents in built-up areas | ... | ... | ... | ... | ... | ... |
| Lithuania Lituanie Литва | A | Total number of accidents | 4 232 | 5 135 | 4 144 | 5 807 | 6 091 | 5 965 |
| | B | Accidents in built-up areas | ... | ... | 2 866 | 4 226 | 4 226 | 3 499 |
| Luxembourg Luxembourg Люксембург | A | Total number of accidents | 1 332 | 1 216 | 1 078 | 905 | 771 | 720 |
| | B | Accidents in built-up areas | 873 | 759 | ... | 362 | 366 | 370 |
| Malta Malte Мальта | A | Total number of accidents | ... | ... | 12 994 | 12 654 | 14 062 | 13 979 |
| | B | Accidents in built-up areas | ... | ... | ... | ... | ... | ... |
| Netherlands Pays-Bas Нидерланды | A | Total number of accidents | 42 348 | 44 892 | 42 642 | 37 947 | 33 538 | 31 635 |
| | B | Accidents in built-up areas | 30 253 | 32 137 | 29 414 | 24 853 | 21 599 | 20 178 |
| Norway Norvège Норвегия | A | Total number of accidents | 8 975 | 8 801 | 8 625 | 8 440 | 8 724 | 8 266 |
| | B | Accidents in built-up areas | 4 714 | 4 316 | 3 898 | 2 122 | 1 676 | 1 643 |
| Poland Pologne Польша | A | Total number of accidents | 36 100 | 50 532 | 56 904 | 57 331 | 53 559 | 51 078 |
| | B | Accidents in built-up areas | 27 713 | 38 395 | 41 032 | 41 485 | 38 652 | 36 912 |

For notes see end of table.

Voir notes à la fin du tableau.

См. примечания в конце таблицы.

F. Road traffic accidents involving personal injury

F. Accidents de la circulation routière ayant entraîné des lésions corporelles

F. Дорожно-транспортные происшествия, повлекшие за собой телесные увечья

Unit: number - Unité: nombre - Единица: число

| Country Pays Страна | Code Code Шифр | Description Description Описание | 1985 | 1990 | 1995 | 2000 | 2002 | 2003 |
|--|----------------------|--|-----------|-----------|-----------|-----------|-----------|-----------|
| Portugal Portugal Португалия | A | Total number of accidents | 29 156 | 45 110 | 48 339 | 44 159 | 42 219 | 41 495 |
| | B | Accidents in built-up areas | ... | 30 867 | 33 139 | 30 042 | 27 983 | 27 983 |
| Republic of Moldova République de Moldova Республика Молдова | A | Total number of accidents | ... | ... | 2 695 | 2 580 | 2 899 | 2 672 |
| | B | Accidents in built-up areas | ... | ... | 1 687 | 1 877 | 2 059 | 2 335 |
| Romania Roumanie Румыния | A | Total number of accidents | 5 444 | 9 708 | 9 119 | 7 555 | 7 047 | 6 654 |
| | B | Accidents in built-up areas | 4 553 | ... | 8 508 | 6 665 | 6 083 | 5 354 |
| Russian Federation Fédération de Russie Российская Федерация | A | Total number of accidents | ... | ... | 167 280 | 157 596 | 184 365 | 204 267 |
| | B | Accidents in built-up areas | ... | ... | 122 773 | 115 045 | 131 653 | 145 640 |
| Slovakia Slovaquie Словакия | A | Total number of accidents | ... | 8 236 | 8 713 | 7 884 | 7 866 | 8 551 |
| | B | Accidents in built-up areas | ... | 5 822 | 5 955 | 5 374 | 5 291 | 5 775 |
| Slovenia Slovénie Словения | A | Total number of accidents | 5 481 | 5 177 | 6 541 | 8 469 | 10 199 | 11 676 |
| | B | Accidents in built-up areas | ... | ... | 3 348 | 4 604 | 5 809 | 6 618 |
| Spain Espagne Испания | A | Total number of accidents | 81 234 | 101 507 | 83 586 | 101 729 | 98 433 | 99 987 |
| | B | Accidents in built-up areas | 42 988 | 54 194 | 46 369 | 57 009 | 53 562 | 52 420 |
| Sweden Suède Швеция | A | Total number of accidents | 15 929 | 16 975 | 15 626 | 15 770 | 16 947 | 18 365 |
| | B | Accidents in built-up areas | 9 469 | 9 804 | 9 015 | 9 010 | 9 197 | 9 971 |
| Switzerland Suisse Швейцария | A | Total number of accidents | 24 302 | 23 834 | 23 030 | 23 737 | 23 647 | 23 840 |
| | B | Accidents in built-up areas | 16 229 | 15 029 | 14 634 | 15 093 | 15 092 | 15 157 |
| The FYR of Macedonia 2) | A | Total number of accidents | ... | ... | 2 541 | 1 692 | 1 644 | 1 935 |
| | B | Accidents in built-up areas | ... | ... | 1 809 | 1 147 | 943 | 1 198 |
| Turkey Turquie Турция | A | Total number of accidents | 35 243 | 55 771 | 66 029 | 75 201 | 65 748 | 67 031 |
| | B | Accidents in built-up areas | ... | ... | 47 658 | 48 442 | 43 697 | 45 179 |
| Turkmenistan Turkménistan Туркменистан | A | Total number of accidents | ... | ... | ... | ... | 1 903 | 1 496 |
| | B | Accidents in built-up areas | ... | ... | ... | ... | 1 242 | 952 |
| Ukraine Ukraine Украина | A | Total number of accidents | 38 323 | 50 908 | 43 152 | 33 339 | 34 488 | 42 409 |
| | B | Accidents in built-up areas | ... | 36 953 | 31 214 | 25 318 | 24 584 | 31 546 |
| United Kingdom Royaume-Uni Соединенное Королевство | A | Total number of accidents | 251 424 | 265 600 | 243 960 | 233 729 | 221 751 | 214 030 |
| | B | Accidents in built-up areas | 191 441 | 195 449 | 178 174 | 170 950 | 161 236 | 154 995 |
| United States Etats-Unis Соединенные Штаты | A | Total number of accidents | 2 241 000 | 2 163 000 | 2 203 000 | 2 107 000 | 1 967 491 | 1 963 252 |
| | B | Accidents in built-up areas | 1 658 000 | ... | ... | ... | ... | ... |

For notes see end of table.

Voir notes à la fin du tableau.

См. примечания в конце таблицы.

NOTES TO TABLE F - NOTES DU TABLEAU F - ПРИМЕЧАНИЯ К ТАБЛИЦЕ F

Explanation of code - Explication du code - Объяснение шифра

| | | |
|--|--|--|
| A : Total number of accidents | A : Nombre total des accidents | A : Общее число происшествий |
| B : Accidents in built-up areas | B : Accidents dans les agglomérations | B : Происшествия в населенных пунктах |

Country notes - Notes relatives aux pays - Примечания к данным, представляемым странами

| | | |
|--|--|--|
| 1) Up to 1990 data refer to the Federal Republic of Germany. | 1) Jusqu'en 1990 les données se réfèrent à la République fédérale d'Allemagne. | 1) До 1990 года данные относятся к Федеративной Республике Германии. |
| 2) The former Yugoslav Republic of Macedonia. | 2) L'ex-République yougoslave de Macédoine. | 2) Бывшая Югославская Республика Македония. |

G. Persons killed or injured in road traffic accidents

G. Personnes tuées ou blessées dans les accidents de la circulation routière

G. Погибшие или раненые в дорожно-транспортных происшествиях

Unit: number - Unité: nombre - Единица: число

| Country Pays Страна | Code Code Шифр | Description Description Описание | 1985 | 1990 | 1995 | 2000 | 2002 | 2003 |
|--|----------------------|--|---------|---------|---------|---------|---------|---------|
| Albania Albanie Албания | A | Number of persons killed | ... | ... | 306 | 280 | 250 | 264 |
| | B | Number of persons injured | ... | ... | 333 | 336 | 228 | 248 |
| Armenia Arménie Армения | A | Number of persons killed | ... | 721 | 299 | 214 | 235 | 252 |
| | B | Number of persons injured | ... | 2 189 | 1 297 | 1 163 | 1 213 | 1 294 |
| Austria Autriche Австрия | A | Number of persons killed | 1 361 | 1 391 | 1 210 | 976 | 956 | 931 |
| | B | Number of persons injured | 59 977 | 60 650 | 50 764 | 54 929 | 56 684 | 56 881 |
| Azerbaijan Azerbaïdjan Азербайджан | A | Number of persons killed | 819 | 1 264 | 990 | 596 | 642 | 724 |
| | B | Number of persons injured | 2 752 | 3 563 | 2 786 | 2 199 | 2 486 | 2 691 |
| Belarus Bélarus Беларусь | A | Number of persons killed | ... | 2 264 | 1 781 | 1 594 | 1 728 | 1 764 |
| | B | Number of persons injured | ... | 9 308 | 7 457 | 6 494 | 7 472 | 7 361 |
| Bosnia-Herzegovina Bosnie-Herzégovine Босния и Герцеговина | A | Number of persons killed | ... | ... | 215 | 302 | 227 | ... |
| | B | Number of persons injured | ... | ... | 2 683 | 6 839 | 5 989 | ... |
| Bulgaria Bulgarie Болгария | A | Number of persons killed | ... | 1 567 | 1 264 | 1 012 | 959 | 960 |
| | B | Number of persons injured | ... | 6 822 | 8 717 | 8 030 | 8 100 | 8 488 |
| Canada Canada Канада | A | Number of persons killed | 4 364 | 3 963 | 3 351 | 2 927 | 2 930 | 2 778 |
| | B | Number of persons injured | 259 189 | 262 680 | 241 935 | 227 458 | 227 968 | 222 260 |
| Croatia Croatie Хорватия | A | Number of persons killed | 1 124 | 1 360 | 800 | 655 | 627 | 701 |
| | B | Number of persons injured | 16 321 | 19 791 | 17 665 | 20 501 | 23 923 | 26 153 |
| Cyprus Chypre Кипр | A | Number of persons killed | 116 | 101 | 118 | 111 | 94 | 97 |
| | B | Number of persons injured | 4 582 | 4 232 | 4 517 | 3 586 | 3 526 | 3 411 |
| Czech Republic République tchèque Чешская Республика | A | Number of persons killed | ... | ... | 1 588 | 1 486 | 1 431 | 1 447 |
| | B | Number of persons injured | ... | ... | 36 967 | 32 439 | 34 389 | 35 438 |
| Denmark Danemark Дания | A | Number of persons killed | 772 | 634 | 582 | 498 | 463 | 432 |
| | B | Number of persons injured | 13 855 | 10 653 | 9 991 | 9 092 | 8 791 | 8 412 |
| Estonia Estonie Эстония | A | Number of persons killed | 191 | 436 | 332 | 204 | 223 | 164 |
| | B | Number of persons injured | 1 526 | 2 379 | 1 897 | 1 843 | 2 868 | 2 539 |
| Finland Finlande Финляндия | A | Number of persons killed | 541 | 649 | 441 | 396 | 415 | 379 |
| | B | Number of persons injured | 9 563 | 12 758 | 10 191 | 8 508 | 8 156 | 9 088 |
| France France Франция | A | Number of persons killed | 10 447 | 10 289 | 8 412 | 7 643 | 7 242 | 5 731 |
| | B | Number of persons injured | 270 745 | 225 860 | 181 403 | 162 117 | 137 839 | 115 929 |
| Georgia Géorgie Грузия | A | Number of persons killed | ... | ... | 450 | 503 | 515 | 572 |
| | B | Number of persons injured | ... | ... | 1 910 | 2 079 | 2 509 | 2 585 |

For notes see end of table.

Voir notes à la fin du tableau.

См. примечания в конце таблиц

G. Persons killed or injured in road traffic accidents

G. Personnes tuées ou blessées dans les accidents de la circulation routière

G. Погибшие или раненые в дорожно-транспортных происшествиях

Unit: number - Unité: nombre - Единица: число

| Country Pays Страна | Code Code Шифр | Description Description Описание | 1985 | 1990 | 1995 | 2000 | 2002 | 2003 |
|---|----------------------|--|---------|---------|---------|---------|---------|---------|
| Germany 1) Allemagne Германия | A | Number of persons killed | 8 400 | 7 906 | 9 454 | 7 503 | 6 842 | 6 613 |
| | B | Number of persons injured | 422 095 | 448 158 | 512 141 | 503 480 | 476 413 | 462 170 |
| Greece Grèce Греция | A | Number of persons killed | 1 704 | 1 737 | 2 043 | 2 037 | 1 634 | 1 605 |
| | B | Number of persons injured | 30 473 | 27 391 | 31 180 | 30 763 | 22 459 | 20 737 |
| Hungary Hongrie Венгрия | A | Number of persons killed | 1 756 | 2 432 | 1 589 | 1 200 | 1 429 | 1 326 |
| | B | Number of persons injured | 24 840 | 36 996 | 25 886 | 22 698 | 25 978 | 26 627 |
| Iceland Islande Исландия | A | Number of persons killed | 23 | 24 | 24 | 32 | 29 | 23 |
| | B | Number of persons injured | 889 | 857 | 1 631 | 1 484 | 1 485 | 1 221 |
| Ireland Irlande Ирландия | A | Number of persons killed | 410 | 478 | 437 | 415 | 376 | 335 |
| | B | Number of persons injured | 7 818 | 9 429 | 12 673 | 12 043 | 9 206 | 8 262 |
| Israel Israël Израиль | A | Number of persons killed | 387 | 427 | 550 | 461 | 525 | 451 |
| | B | Number of persons injured | 18 322 | 27 241 | 37 974 | 39 817 | 37 679 | 36 629 |
| Kazakhstan Kazakhstan Казахстан | A | Number of persons killed | ... | ... | 2 926 | 2 055 | 2 410 | 2 754 |
| | B | Number of persons injured | ... | ... | 14 485 | 13 254 | 15 629 | 16 951 |
| Kyrgyzstan Kirghizistan Кыргызстан | A | Number of persons killed | ... | ... | 627 | 611 | 725 | 897 |
| | B | Number of persons injured | ... | ... | 3 600 | 3 292 | 3 561 | 4 091 |
| Latvia Lettonie Латвия | A | Number of persons killed | 539 | 877 | 611 | 588 | 518 | 493 |
| | B | Number of persons injured | 4 185 | 4 716 | 4 903 | 5 449 | 6 300 | 6 639 |
| Liechtenstein Liechtenstein Лихтенштейн | A | Number of persons killed | ... | 3 | 2 | 3 | - | 5 |
| | B | Number of persons injured | ... | 115 | ... | 150 | 138 | 147 |
| Lithuania Lituanie Литва | A | Number of persons killed | 649 | 933 | 672 | 641 | 697 | 709 |
| | B | Number of persons injured | 4 500 | 5 491 | 4 508 | 6 960 | 7 428 | 7 266 |
| Luxembourg Luxembourg Люксембург | A | Number of persons killed | 79 | 71 | 70 | 76 | 62 | 53 |
| | B | Number of persons injured | 1 997 | 1 778 | 1 660 | 1 255 | 1 100 | 1 052 |
| Malta Malte Мальта | A | Number of persons killed | 13 | 4 | 14 | 15 | 16 | 17 |
| | B | Number of persons injured | 847 | 471 | 652 | 1 169 | 1 296 | 1 171 |
| Netherlands Pays-Bas Нидерланды | A | Number of persons killed | 1 438 | 1 376 | 1 334 | 1 166 | 1 066 | 1 088 |
| | B | Number of persons injured | 48 450 | 52 032 | 50 970 | 46 084 | 40 682 | 37 976 |
| Norway Norvège Норвегия | A | Number of persons killed | 402 | 332 | 305 | 341 | 310 | 280 |
| | B | Number of persons injured | 11 902 | 11 886 | 11 756 | 11 662 | 12 395 | 11 851 |
| Poland Pologne Польша | A | Number of persons killed | 4 688 | 7 333 | 6 900 | 6 294 | 5 827 | 5 640 |
| | B | Number of persons injured | 42 290 | 59 611 | 70 226 | 71 638 | 67 498 | 63 900 |

For notes see end of table.

Voir notes à la fin du tableau.

См. примечания в конце таблиц

G. Persons killed or injured in road traffic accidents

G. Personnes tuées ou blessées dans les accidents de la circulation routière

G. Погибшие или раненые в дорожно-транспортных происшествиях

Unit: number - Unité: nombre - Единица: число

| Country Pays Страна | Code Code Шифр | Description Description Описание | 1985 | 1990 | 1995 | 2000 | 2002 | 2003 |
|--|----------------------|--|-----------|-----------|-----------|-----------|-----------|-----------|
| Portugal Portugal Португалия | A | Number of persons killed | 1 875 | 2 321 | 2 085 | 1 629 | 1 469 | 1 356 |
| | B | Number of persons injured | 39 560 | 63 329 | 65 827 | 59 924 | 56 585 | 55 258 |
| Republic of Moldova République de Moldova Республика Молдова | A | Number of persons killed | ... | ... | 544 | 406 | 412 | 425 |
| | B | Number of persons injured | ... | ... | 3 069 | 3 147 | 3 505 | 3 216 |
| Romania Roumanie Румыния | A | Number of persons killed | 1 322 | 3 782 | 2 845 | 2 499 | 2 398 | 2 235 |
| | B | Number of persons injured | 5 059 | 16 823 | 7 716 | 6 315 | 5 777 | 5 538 |
| Russian Federation Fédération de Russie Российская Федерация | A | Number of persons killed | ... | ... | 32 791 | 29 594 | 33 243 | 35 602 |
| | B | Number of persons injured | ... | ... | 183 926 | 179 401 | 215 678 | 243 919 |
| Slovakia Slovaquie Словакия | A | Number of persons killed | ... | 517 | 660 | 628 | 610 | 645 |
| | B | Number of persons injured | ... | 10 634 | 11 573 | 10 094 | 10 263 | 11 321 |
| Slovenia Slovénie Словения | A | Number of persons killed | 464 | 517 | 415 | 313 | 268 | 242 |
| | B | Number of persons injured | ... | ... | 7 977 | 11 574 | 13 930 | 16 703 |
| Spain Espagne Испания | A | Number of persons killed | 4 903 | 6 948 | 5 751 | 5 776 | 5 347 | 5 399 |
| | B | Number of persons injured | 126 800 | 155 476 | 121 432 | 149 781 | 146 917 | 150 635 |
| Sweden Suède Швеция | A | Number of persons killed | 808 | 772 | 572 | 591 | 560 | 529 |
| | B | Number of persons injured | 20 671 | 22 497 | 21 173 | 22 032 | 24 747 | 27 103 |
| Switzerland Suisse Швейцария | A | Number of persons killed | 908 | 954 | 692 | 592 | 513 | 546 |
| | B | Number of persons injured | 29 827 | 29 243 | 28 759 | 30 058 | 29 774 | 30 098 |
| The FYR of Macedonia 2) | A | Number of persons killed | ... | ... | 179 | 162 | 176 | 118 |
| | B | Number of persons injured | ... | ... | 3 421 | 2 340 | 2 424 | 2 750 |
| Turkey Turquie Турция | A | Number of persons killed | 5 680 | 6 286 | 6 004 | 5 510 | 4 093 | 3 946 |
| | B | Number of persons injured | 51 586 | 87 693 | 114 319 | 136 751 | 116 412 | 118 214 |
| Turkmenistan Turkménistan Туркменистан | A | Number of persons killed | ... | ... | 426 | ... | 593 | 533 |
| | B | Number of persons injured | ... | ... | ... | ... | 2 220 | 1 748 |
| Ukraine Ukraine Украина | A | Number of persons killed | 6 266 | 9 616 | 7 530 | 5 185 | 5 982 | 7 149 |
| | B | Number of persons injured | 39 999 | 53 451 | 46 943 | 36 636 | 37 916 | 47 458 |
| United Kingdom Royaume-Uni Соединенное Королевство | A | Number of persons killed | 5 342 | 5 402 | 3 765 | 3 409 | 3 431 | 3 508 |
| | B | Number of persons injured | 320 819 | 347 500 | 318 466 | 316 874 | 299 174 | 287 099 |
| United States Etats-Unis Соединенные Штаты | A | Number of persons killed | 43 825 | 44 599 | 41 798 | 41 821 | 43 005 | 42 643 |
| | B | Number of persons injured | 3 388 825 | 3 231 000 | 3 386 000 | 3 189 000 | 2 926 000 | 2 889 000 |

For notes see end of table.

Voir notes à la fin du tableau.

См. примечания в конце таблицы

NOTES TO TABLE G - NOTES DU TABLEAU G - ПРИМЕЧАНИЯ К ТАБЛИЦЕ G

Explanation of code - Explication du code - Объяснение шифра

A : Number of persons killed
B : Number of persons injured

A : Nombre de personnes tuées
B : Nombre de personnes blessées

A : Число убитых
B : Число раненых

Country notes - Notes relatives aux pays - Примечания к данным, представляемым странами

1) Up to 1990 data refer to the Federal Republic of Germany.
 2) The former Yugoslav Republic of Macedonia.

1) Jusqu'en 1990 les données se réfèrent à la République fédérale d'Allemagne.
 2) L'ex-République yougoslave de Macédoine.

1) До 1990 года данные относятся к Федеративной Республики Германии.
 2) Бывшая Югославская Республика Македония.

Accidents and casualties

Accidents et victimes

Происшествия и жертвы

1. Road traffic accidents by location, time of occurrence and road condition

1. Accidents de la circulation routière selon le lieu, l'époque à laquelle ils se sont produits et les conditions de circulation

1. Дорожно-транспортные происшествия, повлекшие за собой раненых или погибших, по типу происшествия

Unit : number - Unité : nombre - Единица: Число

| Item | Description | Rubrique | Description |
|----------|--|----------|---|
| 1 | All accidents - Total | 1 | Tous les accidents - Total |
| 2 | By location: | 2 | Selon le lieu: |
| 21 | - Motorways | 21 | - Autoroutes |
| 22 | - Inside built-up areas (without motorways) | 22 | - Dans les agglomérations (sans les autoroutes) |
| 23 | - Outside built-up areas (without motorways) | 23 | - Hors des agglomérations (sans les autoroutes) |
| 3 | By month: | 3 | Selon le mois: |
| 301 | - January | 301 | - Janvier |
| 302 | - February | 302 | - Février |
| 303 | - March | 303 | - Mars |
| 304 | - April | 304 | - Avril |
| 305 | - May | 305 | - Mai |
| 306 | - June | 306 | - Juin |
| 307 | - July | 307 | - Juillet |
| 308 | - August | 308 | - Août |
| 309 | - September | 309 | - Septembre |
| 310 | - October | 310 | - Octobre |
| 311 | - November | 311 | - Novembre |
| 312 | - December | 312 | - Décembre |
| 4 | By day of week: | 4 | Selon le jour de la semaine: |
| 41 | - Monday through Thursday | 41 | - Lundi à jeudi |
| 42 | - Friday | 42 | - Vendredi |
| 43 | - Saturday | 43 | - Samedi |
| 44 | - Sunday | 44 | - Dimanche |
| 5 | By light condition: | 5 | Selon les conditions d'éclairage: |
| 51 | - Daylight | 51 | - En plein jour |
| 52 | - Twilight (or unknown) | 52 | - Au crépuscule (ou conditions inconnues) |
| 53 | - Darkness | 53 | - Dans l'obscurité |
| 6 | By road condition: | 6 | Selon l'état de la route: |
| 61 | - Dry road surface | 61 | - Route sèche |
| 62 | - Other (wet, icy, etc.) | 62 | - Autre (humide, glacée, etc.) |

| Статья | Описание |
|----------|---|
| 1 | Все дорожно-транспортные происшествия - Всего |
| 2 | По месту: |
| 21 | - Автомагистрали |
| 22 | - В населенных пунктах (без автомагистралей) |
| 23 | - За пределами населенных пунктов (без автомагистралей) |
| 3 | По месяцам: |
| 301 | - Январь |
| 302 | - Февраль |
| 303 | - Март |
| 304 | - Апрель |
| 305 | - Май |
| 306 | - Июнь |
| 307 | - Июль |
| 308 | - Август |
| 309 | - Сентябрь |
| 310 | - Октябрь |
| 311 | - Ноябрь |
| 312 | - Декабрь |
| 4 | По дням недели: |
| 41 | - Понедельник - четверг |
| 42 | - Пятница |
| 43 | - Суббота |
| 44 | - Воскресенье |
| 5 | По условиям освещения: Дневное время |
| 51 | - Дневное время |
| 52 | - Сумерки (или условия освещения не известны) |
| 53 | - Ночное время |
| 6 | По условиям дорожного покрытия: |
| 61 | - Сухое дорожное покрытие |
| 62 | - Прочее (влажное покрытие, гололед и т.д.) |

1. Road traffic accidents by location, time of occurrence and road condition

1. Accidents de la circulation routière selon le lieu, l'époque à laquelle ils se sont produits et les conditions de circulation

1. Дорожно-транспортные происшествия, повлекшие за собой раненых или погибших, по типу происшествия

Unit : number - Unité : nombre - Единица: Число

| Description Description Описание | Accidents Accidents Происшествия | | Persons killed or injured : total Personnes tuées ou blessées : total Погибшие или раненые: всего | | Persons killed Personnes tuées Погибшие | | Persons injured Personnes blessées Раненые | |
|--|--|------------|---|------------|---|------------|--|------------|
| | 2002 | 2003 | 2002 | 2003 | 2002 | 2003 | 2002 | 2003 |
| | Albania - Albanie - Албания | | | | | | | |
| 1 All accidents - Total | 328 | 363 | 478 | 512 | 250 | 264 | 228 | 248 |
| 2 By location: | | | | | | | | |
| 21 - Motorways | ... | ... | ... | ... | ... | ... | ... | ... |
| 22 - Inside built-up areas | 87 | 115 | 118 | 139 | 66 | 53 | 52 | 86 |
| 23 - Outside built-up areas | 241 | 248 | 353 | 373 | 184 | 211 | 165 | 162 |
| 3 By month: | | | | | | | | |
| 301 - January | 30 | 22 | 48 | 28 | 22 | 15 | 26 | 13 |
| 302 - February | 33 | 27 | 41 | 37 | 24 | 18 | 17 | 19 |
| 303 - March | 21 | 24 | 28 | 47 | 15 | 17 | 13 | 30 |
| 304 - April | 18 | 27 | 26 | 45 | 12 | 25 | 14 | 20 |
| 305 - May | 19 | 25 | 40 | 25 | 21 | 16 | 19 | 9 |
| 306 - June | 24 | 25 | 32 | 35 | 15 | 17 | 13 | 18 |
| 307 - July | 21 | 25 | 31 | 33 | 20 | 23 | 11 | 10 |
| 308 - August | 42 | 33 | 56 | 41 | 26 | 19 | 30 | 22 |
| 309 - September | 26 | 45 | 36 | 57 | 16 | 31 | 20 | 26 |
| 310 - October | 37 | 31 | 53 | 39 | 30 | 30 | 23 | 9 |
| 311 - November | 35 | 31 | 56 | 43 | 26 | 25 | 30 | 18 |
| 312 - December | 22 | 48 | 31 | 82 | 19 | 28 | 12 | 54 |
| 4 By day of week: | | | | | | | | |
| 41 - Monday through Thursday | 185 | 203 | 254 | 298 | 143 | 161 | 111 | 137 |
| 42 - Friday | 42 | 47 | 62 | 61 | 32 | 30 | 30 | 31 |
| 43 - Saturday | 44 | 58 | 73 | 80 | 37 | 44 | 36 | 36 |
| 44 - Sunday | 57 | 55 | 85 | 73 | 38 | 29 | 51 | 44 |
| 5 By light condition: | | | | | | | | |
| 51 - Daylight | 210 | 229 | 305 | 344 | 151 | 159 | 154 | 185 |
| 52 - Twilight (or unknown) | 16 | 24 | 34 | 41 | 13 | 21 | 21 | 20 |
| 53 - Darkness | 102 | 110 | 139 | 127 | 86 | 84 | 53 | 43 |
| 6 By road condition: | | | | | | | | |
| 61 - Dry road surface | 295 | 315 | 427 | 427 | 221 | 221 | 206 | 206 |
| 62 - Other (wet, icy, etc.) | 33 | 48 | 51 | 85 | 29 | 43 | 22 | 42 |

Armenia - Arménie - Армения

| | | | | | | | | |
|--------------------------------|--------------|--------------|--------------|--------------|------------|------------|--------------|--------------|
| 1 All accidents - Total | 1 002 | 1 025 | 1 448 | 1 546 | 235 | 252 | 1 213 | 1 294 |
| 2 By location: | | | | | | | | |
| 21 - Motorways | 375 | 410 | 656 | 703 | 132 | 146 | 524 | 557 |
| 22 - Inside built-up areas | 616 | 605 | 774 | 824 | 97 | 103 | 677 | 721 |
| 23 - Outside built-up areas | 11 | 10 | 18 | 19 | 6 | 3 | 12 | 16 |
| 3 By month: | | | | | | | | |
| 301 - January | 59 | 57 | 84 | 84 | 15 | 6 | 69 | 78 |
| 302 - February | 58 | 51 | 76 | 75 | 9 | 6 | 67 | 69 |
| 303 - March | 64 | 63 | 84 | 116 | 12 | 28 | 72 | 88 |
| 304 - April | 61 | 49 | 88 | 71 | 13 | 14 | 75 | 57 |
| 305 - May | 67 | 56 | 101 | 75 | 17 | 9 | 84 | 66 |
| 306 - June | 76 | 86 | 107 | 129 | 17 | 25 | 90 | 104 |
| 307 - July | 76 | 112 | 113 | 166 | 15 | 31 | 98 | 135 |
| 308 - August | 95 | 114 | 136 | 183 | 18 | 33 | 118 | 150 |
| 309 - September | 118 | 108 | 198 | 160 | 50 | 25 | 148 | 135 |
| 310 - October | 116 | 109 | 162 | 141 | 26 | 22 | 136 | 119 |
| 311 - November | 134 | 106 | 200 | 174 | 29 | 31 | 171 | 143 |
| 312 - December | 78 | 114 | 99 | 172 | 14 | 22 | 85 | 150 |
| 4 By day of week: | | | | | | | | |
| 41 - Monday through Thursday | 570 | 570 | 802 | 878 | 137 | 132 | 665 | 746 |
| 42 - Friday | 160 | 140 | 219 | 193 | 28 | 32 | 191 | 161 |
| 43 - Saturday | 140 | 154 | 229 | 218 | 36 | 39 | 193 | 179 |
| 44 - Sunday | 132 | 161 | 198 | 257 | 34 | 49 | 164 | 208 |
| 5 By light condition: | | | | | | | | |
| 51 - Daylight | 406 | 431 | 583 | 644 | 86 | 90 | 497 | 554 |
| 52 - Twilight (or unknown) | 491 | 485 | 698 | 730 | 121 | 129 | 577 | 601 |
| 53 - Darkness | 105 | 109 | 167 | 172 | 28 | 33 | 139 | 139 |
| 6 By road condition: | | | | | | | | |
| 61 - Dry road surface | 988 | 1 005 | 1 432 | 1 522 | 235 | 251 | 1 197 | 1 271 |
| 62 - Other (wet, icy, etc.) | 14 | 20 | 16 | 24 | - | 1 | 16 | 23 |

For note see end of table.

Voir note à la fin du tableau.

См. примечания в конце таблицы.

1. Road traffic accidents by location, time of occurrence and road condition

1. Accidents de la circulation routière selon le lieu, l'époque à laquelle ils se sont produits et les conditions de circulation

1. Дорожно-транспортные происшествия, повлекшие за собой раненых или погибших, по типу происшествия

Unit : number - Unité : nombre - Единица: Число

| Description Description Описание | Accidents Accidents Происшествия | | Persons killed or injured : total Personnes tuées ou blessées : total Погибшие или раненые: всего | | Persons killed Personnes tuées Погибшие | | Persons injured Personnes blessées Раненые | |
|--|--|------|---|------|---|------|--|------|
| | 2002 | 2003 | 2002 | 2003 | 2002 | 2003 | 2002 | 2003 |

Austria - Autriche - Австрия

| | | | | | | | | | |
|-----|---------------------------|--------|--------|--------|--------|-----|-----|--------|--------|
| 1 | All accidents - Total | 43 175 | 43 426 | 57 640 | 57 812 | 956 | 931 | 56 684 | 56 881 |
| 2 | By location: | | | | | | | | |
| 21 | - Motorways | 2 448 | 2 629 | 4 091 | 4 207 | 128 | 109 | 3 963 | 4 098 |
| 22 | - Inside built-up areas | 26 466 | 26 078 | 32 788 | 32 518 | 265 | 223 | 32 523 | 32 295 |
| 23 | - Outside built-up areas | 14 261 | 14 719 | 20 761 | 21 087 | 563 | 599 | 20 198 | 20 488 |
| 3 | By month: | | | | | | | | |
| 301 | - January | 2 801 | 2 899 | 3 883 | 3 961 | 64 | 57 | 3 819 | 3 904 |
| 302 | - February | 2 524 | 2 330 | 3 393 | 3 303 | 48 | 51 | 3 345 | 3 252 |
| 303 | - March | 3 126 | 2 836 | 4 223 | 3 722 | 69 | 47 | 4 154 | 3 675 |
| 304 | - April | 3 298 | 3 474 | 4 356 | 4 600 | 60 | 78 | 4 296 | 4 522 |
| 305 | - May | 4 193 | 4 170 | 5 578 | 5 422 | 83 | 89 | 5 495 | 5 333 |
| 306 | - June | 4 412 | 4 592 | 5 832 | 6 007 | 86 | 111 | 5 746 | 5 896 |
| 307 | - July | 4 307 | 4 551 | 5 639 | 5 885 | 98 | 106 | 5 541 | 5 779 |
| 308 | - August | 4 055 | 4 367 | 5 443 | 5 826 | 104 | 92 | 5 339 | 5 734 |
| 309 | - September | 4 170 | 4 269 | 5 526 | 5 682 | 98 | 98 | 5 428 | 5 584 |
| 310 | - October | 3 789 | 3 727 | 4 948 | 4 964 | 93 | 58 | 4 855 | 4 906 |
| 311 | - November | 3 488 | 3 108 | 4 682 | 4 148 | 72 | 64 | 4 610 | 4 084 |
| 312 | - December | 3 012 | 3 103 | 4 137 | 4 292 | 81 | 80 | 4 056 | 4 212 |
| 4 | By day of week: | | | | | | | | |
| 41 | - Monday through Thursday | 25 014 | 25 475 | 32 385 | 33 007 | 495 | 490 | 31 890 | 32 517 |
| 42 | - Friday | 7 508 | 7 514 | 9 894 | 9 883 | 134 | 175 | 9 760 | 9 708 |
| 43 | - Saturday | 6 090 | 5 770 | 8 654 | 8 144 | 169 | 130 | 8 485 | 8 014 |
| 44 | - Sunday | 4 563 | 4 667 | 6 707 | 6 778 | 158 | 136 | 6 549 | 6 642 |
| 5 | By light condition: | | | | | | | | |
| 51 | - Daylight | 30 857 | 31 879 | 40 150 | 41 639 | 492 | 539 | 40 018 | 41 100 |
| 52 | - Twilight (or unknown) | 2 034 | 2 052 | 2 790 | 2 782 | 54 | 52 | 2 736 | 2 730 |
| 53 | - Darkness | 10 284 | 9 495 | 14 340 | 13 391 | 410 | 340 | 13 930 | 13 051 |
| 6 | By road condition: | | | | | | | | |
| 61 | - Dry road surface | 30 688 | 32 551 | 40 254 | 42 703 | 656 | 697 | 39 598 | 42 006 |
| 62 | - Other (wet, icy, etc.) | 12 487 | 10 875 | 17 386 | 15 109 | 300 | 234 | 17 086 | 14 875 |

Azerbaijan - Azerbaïdjan - Азербайджан

| | | | | | | | | | |
|-----|---------------------------|-------|-------|-------|-------|-----|-----|-------|-------|
| 1 | All accidents - Total | 2 196 | 2 311 | 3 128 | 3 415 | 642 | 724 | 2 486 | 2 691 |
| 2 | By location: | | | | | | | | |
| 21 | - Motorways | 741 | 837 | 1 248 | 1 467 | 286 | 380 | 962 | 1 087 |
| 22 | - Inside built-up areas | 1 455 | 1 474 | 1 880 | 1 948 | 356 | 344 | 1 524 | 1 604 |
| 23 | - Outside built-up areas | - | - | - | - | - | - | - | - |
| 3 | By month: | | | | | | | | |
| 301 | - January | 141 | 146 | 197 | 213 | 37 | 69 | 160 | 144 |
| 302 | - February | 116 | 138 | 158 | 193 | 35 | 40 | 123 | 153 |
| 303 | - March | 128 | 133 | 165 | 180 | 42 | 36 | 123 | 144 |
| 304 | - April | 135 | 114 | 160 | 151 | 33 | 30 | 127 | 121 |
| 305 | - May | 153 | 137 | 188 | 205 | 29 | 39 | 159 | 166 |
| 306 | - June | 161 | 191 | 241 | 273 | 36 | 55 | 205 | 218 |
| 307 | - July | 221 | 216 | 356 | 334 | 79 | 53 | 277 | 281 |
| 308 | - August | 217 | 223 | 315 | 372 | 64 | 83 | 251 | 289 |
| 309 | - September | 194 | 263 | 296 | 374 | 77 | 69 | 219 | 305 |
| 310 | - October | 227 | 253 | 324 | 394 | 57 | 94 | 267 | 300 |
| 311 | - November | 236 | 237 | 352 | 366 | 66 | 89 | 286 | 277 |
| 312 | - December | 267 | 260 | 376 | 360 | 87 | 67 | 289 | 293 |
| 4 | By day of week: | | | | | | | | |
| 41 | - Monday through Thursday | 1 249 | 1 281 | 1 740 | 1 897 | 344 | 400 | 1 396 | 1 497 |
| 42 | - Friday | 322 | 300 | 449 | 441 | 93 | 110 | 356 | 331 |
| 43 | - Saturday | 308 | 347 | 468 | 485 | 108 | 88 | 360 | 397 |
| 44 | - Sunday | 317 | 383 | 471 | 592 | 97 | 126 | 374 | 466 |
| 5 | By light condition: | | | | | | | | |
| 51 | - Daylight | 942 | 1 006 | 1 340 | 1 464 | 237 | 245 | 1 103 | 1 219 |
| 52 | - Twilight (or unknown) | 388 | 375 | 534 | 570 | 112 | 157 | 422 | 413 |
| 53 | - Darkness | 866 | 930 | 1 254 | 1 381 | 293 | 322 | 961 | 1 059 |
| 6 | By road condition: | | | | | | | | |
| 61 | - Dry road surface | 1 928 | 2 020 | 2 730 | 3 007 | 565 | 642 | 2 165 | 2 365 |
| 62 | - Other (wet, icy, etc.) | 268 | 291 | 398 | 408 | 77 | 82 | 321 | 326 |

For note see end of table.

Voir note à la fin du tableau.

См. примечания в конце таблицы.

1. Road traffic accidents by location, time of occurrence and road condition

1. Accidents de la circulation routière selon le lieu, l'époque à laquelle ils se sont produits et les conditions de circulation

1. Дорожно-транспортные происшествия, повлекшие за собой раненых или погибших, по типу происшествия

Unit : number - Unité : nombre - Единица: Число

| Description Description Описание | Accidents Accidents Происшествия | | Persons killed or injured : total Personnes tuées ou blessées : total Погибшие или раненые: всего | | Persons killed Personnes tuées Погибшие | | Persons injured Personnes blessées Раненые | |
|--|--|--------------|---|--------------|---|--------------|--|--------------|
| | 2002 | 2003 | 2002 | 2003 | 2002 | 2003 | 2002 | 2003 |
| | Belarus - Bélarus - Беларусь | | | | | | | |
| 1 All accidents - Total | 7 204 | 7 194 | 9 200 | 9 125 | 1 728 | 1 764 | 7 472 | 7 361 |
| 2 By location: | | | | | | | | |
| 21 - Motorways | - | - | - | - | - | - | - | - |
| 22 - Inside built-up areas | 4 762 | 4 555 | 5 632 | 5 408 | 775 | 714 | 4 857 | 4 694 |
| 23 - Outside built-up areas | 2 442 | 2 639 | 3 568 | 3 717 | 953 | 1 050 | 2 615 | 2 667 |
| 3 By month: | | | | | | | | |
| 301 - January | 324 | 470 | 382 | 576 | 90 | 107 | 292 | 469 |
| 302 - February | 374 | 320 | 437 | 411 | 102 | 94 | 335 | 317 |
| 303 - March | 412 | 377 | 522 | 474 | 125 | 98 | 397 | 376 |
| 304 - April | 491 | 490 | 649 | 650 | 106 | 111 | 543 | 539 |
| 305 - May | 615 | 549 | 804 | 695 | 119 | 108 | 685 | 587 |
| 306 - June | 632 | 635 | 832 | 798 | 125 | 122 | 707 | 676 |
| 307 - July | 720 | 713 | 956 | 937 | 142 | 168 | 814 | 769 |
| 308 - August | 766 | 810 | 992 | 1 068 | 172 | 192 | 820 | 876 |
| 309 - September | 649 | 723 | 837 | 939 | 196 | 167 | 641 | 772 |
| 310 - October | 759 | 742 | 950 | 887 | 177 | 200 | 773 | 687 |
| 311 - November | 771 | 698 | 985 | 848 | 216 | 207 | 769 | 641 |
| 312 - December | 691 | 667 | 854 | 842 | 158 | 190 | 696 | 652 |
| 4 By day of week: | | | | | | | | |
| 41 - Monday through Thursday | 3 784 | 3 787 | 4 736 | 4 735 | 885 | 909 | 3 851 | 3 826 |
| 42 - Friday | 1 137 | 1 166 | 1 434 | 1 427 | 288 | 293 | 1 146 | 1 134 |
| 43 - Saturday | 1 159 | 1 114 | 1 527 | 1 445 | 282 | 282 | 1 245 | 1 163 |
| 44 - Sunday | 1 124 | 1 127 | 1 503 | 1 518 | 273 | 280 | 1 230 | 1 238 |
| 5 By light condition: | | | | | | | | |
| 51 - Daylight | 3 705 | 3 686 | 4 689 | 4 714 | 676 | 661 | 4 013 | 4 053 |
| 52 - Twilight (or unknown) | 228 | 279 | 313 | 353 | 78 | 73 | 235 | 280 |
| 53 - Darkness | 3 271 | 3 229 | 4 198 | 4 058 | 974 | 1 030 | 3 224 | 3 028 |
| 6 By road condition: | | | | | | | | |
| 61 - Dry road surface | 4 851 | 4 721 | 6 226 | 6 032 | 1 168 | 1 188 | 5 058 | 4 844 |
| 62 - Other (wet, icy, etc.) | 2 353 | 2 473 | 2 974 | 3 093 | 560 | 576 | 2 414 | 2 517 |

Belgium - Belgique - Бельгия

| | | | | | | | | |
|--------------------------------|-------|-------|-----|-----|--------------|-----|-----|-------|
| 1 All accidents - Total | ... | ... | ... | ... | 1 315 | ... | ... | ... |
| 2 By location: | | | | | | | | |
| 21 - Motorways | 4 307 | 4 150 | ... | ... | 173 | 178 | ... | 6 343 |
| 22 - Inside built-up areas | ... | ... | ... | ... | ... | ... | ... | ... |
| 23 - Outside built-up areas | ... | ... | ... | ... | ... | ... | ... | ... |
| 3 By month: | | | | | | | | |
| 301 - January | ... | ... | ... | ... | ... | ... | ... | ... |
| 302 - February | ... | ... | ... | ... | ... | ... | ... | ... |
| 303 - March | ... | ... | ... | ... | ... | ... | ... | ... |
| 304 - April | ... | ... | ... | ... | ... | ... | ... | ... |
| 305 - May | ... | ... | ... | ... | ... | ... | ... | ... |
| 306 - June | ... | ... | ... | ... | ... | ... | ... | ... |
| 307 - July | ... | ... | ... | ... | ... | ... | ... | ... |
| 308 - August | ... | ... | ... | ... | ... | ... | ... | ... |
| 309 - September | ... | ... | ... | ... | ... | ... | ... | ... |
| 310 - October | ... | ... | ... | ... | ... | ... | ... | ... |
| 311 - November | ... | ... | ... | ... | ... | ... | ... | ... |
| 312 - December | ... | ... | ... | ... | ... | ... | ... | ... |
| 4 By day of week: | | | | | | | | |
| 41 - Monday through Thursday | ... | ... | ... | ... | ... | ... | ... | ... |
| 42 - Friday | ... | ... | ... | ... | ... | ... | ... | ... |
| 43 - Saturday | ... | ... | ... | ... | ... | ... | ... | ... |
| 44 - Sunday | ... | ... | ... | ... | ... | ... | ... | ... |
| 5 By light condition: | | | | | | | | |
| 51 - Daylight | ... | ... | ... | ... | ... | ... | ... | ... |
| 52 - Twilight (or unknown) | ... | ... | ... | ... | ... | ... | ... | ... |
| 53 - Darkness | ... | ... | ... | ... | ... | ... | ... | ... |
| 6 By road condition: | | | | | | | | |
| 61 - Dry road surface | ... | ... | ... | ... | ... | ... | ... | ... |
| 62 - Other (wet, icy, etc.) | ... | ... | ... | ... | ... | ... | ... | ... |

For note see end of table.

Voir note à la fin du tableau.

См. примечания в конце таблицы.

1. Road traffic accidents by location, time of occurrence and road condition

1. Accidents de la circulation routière selon le lieu, l'époque à laquelle ils se sont produits et les conditions de circulation

1. Дорожно-транспортные происшествия, повлекшие за собой раненых или погибших, по типу происшествия

Unit : number - Unité : nombre - Единица: Число

| Description Description Описание | Accidents Accidents Происшествия | | Persons killed or injured : total Personnes tuées ou blessées : total Погибшие или раненые: всего | | Persons killed Personnes tuées Погибшие | | Persons injured Personnes blessées Раненые | |
|--|--|------|---|------|---|------|--|------|
| | 2002 | 2003 | 2002 | 2003 | 2002 | 2003 | 2002 | 2003 |

Bulgaria - Bulgarie - Болгария

| | | | | | | | | | |
|-----|---------------------------|-------|-------|-------|-------|-----|-----|-------|-------|
| 1 | All accidents - Total | 6 769 | 6 997 | 9 059 | 9 448 | 959 | 960 | 8 100 | 8 488 |
| 2 | By location: | | | | | | | | |
| 21 | - Motorways | 97 | 108 | 160 | 177 | 38 | 27 | 122 | 150 |
| 22 | - Inside built-up areas | 4 716 | 4 741 | 5 809 | 5 824 | 438 | 435 | 5 371 | 5 389 |
| 23 | - Outside built-up areas | 1 956 | 2 148 | 3 090 | 3 447 | 483 | 498 | 2 607 | 2 949 |
| 3 | By month: | | | | | | | | |
| 301 | - January | 313 | 430 | 423 | 593 | 44 | 63 | 379 | 530 |
| 302 | - February | 379 | 349 | 509 | 460 | 53 | 38 | 456 | 422 |
| 303 | - March | 501 | 466 | 645 | 617 | 63 | 67 | 582 | 550 |
| 304 | - April | 480 | 531 | 670 | 734 | 82 | 64 | 588 | 670 |
| 305 | - May | 630 | 613 | 850 | 823 | 82 | 68 | 768 | 755 |
| 306 | - June | 613 | 652 | 821 | 866 | 77 | 84 | 744 | 782 |
| 307 | - July | 687 | 735 | 911 | 992 | 87 | 99 | 824 | 893 |
| 308 | - August | 693 | 729 | 962 | 1 039 | 99 | 109 | 863 | 930 |
| 309 | - September | 660 | 706 | 873 | 953 | 77 | 103 | 796 | 850 |
| 310 | - October | 641 | 694 | 853 | 884 | 116 | 110 | 737 | 774 |
| 311 | - November | 628 | 554 | 835 | 734 | 91 | 74 | 744 | 660 |
| 312 | - December | 544 | 538 | 707 | 753 | 88 | 81 | 619 | 672 |
| 4 | By day of week: | | | | | | | | |
| 41 | - Monday through Thursday | 3 696 | 3 818 | 4 716 | 4 944 | 496 | 453 | 4 220 | 4 491 |
| 42 | - Friday | 1 100 | 1 132 | 1 474 | 1 539 | 147 | 179 | 1 327 | 1 360 |
| 43 | - Saturday | 1 054 | 1 126 | 1 534 | 1 600 | 162 | 177 | 1 372 | 1 423 |
| 44 | - Sunday | 919 | 921 | 1 335 | 1 365 | 154 | 151 | 1 181 | 1 214 |
| 5 | By light condition: | | | | | | | | |
| 51 | - Daylight | 4 262 | 4 460 | 5 513 | 5 879 | 467 | 506 | 5 046 | 5 373 |
| 52 | - Twilight (or unknown) | 980 | 1 039 | 1 336 | 1 397 | 137 | 133 | 1 199 | 1 264 |
| 53 | - Darkness | 1 527 | 1 498 | 2 210 | 2 172 | 355 | 321 | 1 855 | 1 851 |
| 6 | By road condition: | | | | | | | | |
| 61 | - Dry road surface | ... | ... | ... | ... | ... | ... | ... | ... |
| 62 | - Other (wet, icy, etc.) | ... | ... | ... | ... | ... | ... | ... | ... |

Canada - Canada - Канада

| | | | | | | | | | |
|-----|---------------------------|---------|---------|---------|-----|-------|-------|---------|---------|
| 1 | All accidents - Total | 159 658 | 156 721 | 230 898 | ... | 2 930 | 2 778 | 227 968 | 222 260 |
| 2 | By location: | | | | | | | | |
| 21 | - Motorways | 11 045 | ... | 16 962 | ... | 388 | ... | 16 574 | ... |
| 22 | - Inside built-up areas | 88 057 | 111 447 | 124 283 | ... | 735 | ... | 123 548 | ... |
| 23 | - Outside built-up areas | 43 612 | 43 178 | 48 653 | ... | 1 302 | ... | 47 351 | ... |
| 3 | By month: | | | | | | | | |
| 301 | - January | 12 712 | ... | 18 276 | ... | 204 | ... | 18 072 | ... |
| 302 | - February | 11 188 | ... | 16 202 | ... | 191 | ... | 16 011 | ... |
| 303 | - March | 12 452 | ... | 17 949 | ... | 184 | ... | 17 765 | ... |
| 304 | - April | 10 645 | ... | 15 250 | ... | 183 | ... | 15 067 | ... |
| 305 | - May | 12 384 | ... | 17 821 | ... | 225 | ... | 17 596 | ... |
| 306 | - June | 14 060 | ... | 20 378 | ... | 245 | ... | 20 133 | ... |
| 307 | - July | 14 308 | ... | 21 427 | ... | 302 | ... | 21 125 | ... |
| 308 | - August | 14 842 | ... | 22 053 | ... | 317 | ... | 21 736 | ... |
| 309 | - September | 14 107 | ... | 20 059 | ... | 262 | ... | 19 797 | ... |
| 310 | - October | 13 900 | ... | 19 927 | ... | 274 | ... | 19 653 | ... |
| 311 | - November | 14 342 | ... | 20 437 | ... | 245 | ... | 20 192 | ... |
| 312 | - December | 14 285 | ... | 21 114 | ... | 298 | ... | 20 816 | ... |
| 4 | By day of week: | | | | | | | | |
| 41 | - Monday through Thursday | 90 708 | ... | 127 592 | ... | 1 387 | ... | 126 205 | ... |
| 42 | - Friday | 27 007 | ... | 38 798 | ... | 543 | ... | 38 255 | ... |
| 43 | - Saturday | 22 871 | ... | 34 853 | ... | 530 | ... | 34 323 | ... |
| 44 | - Sunday | 18 759 | ... | 29 250 | ... | 465 | ... | 28 785 | ... |
| 5 | By light condition: | | | | | | | | |
| 51 | - Daylight | 108 396 | ... | 155 373 | ... | 1 560 | ... | 153 813 | ... |
| 52 | - Twilight (or unknown) | 16 976 | ... | 12 356 | ... | 171 | ... | 12 185 | ... |
| 53 | - Darkness | 34 286 | ... | 63 169 | ... | 1 199 | ... | 61 970 | ... |
| 6 | By road condition: | | | | | | | | |
| 61 | - Dry road surface | 103 487 | ... | 149 969 | ... | 1 920 | ... | 148 049 | ... |
| 62 | - Other (wet, icy, etc.) | 56 180 | ... | 80 929 | ... | 1 010 | ... | 79 919 | ... |

For note see end of table.

Voir note à la fin du tableau.

См. примечания в конце таблицы.

1. Road traffic accidents by location, time of occurrence and road condition

1. Accidents de la circulation routière selon le lieu, l'époque à laquelle ils se sont produits et les conditions de circulation

1. Дорожно-транспортные происшествия, повлекшие за собой раненых или погибших, по типу происшествия

Unit : number - Unité : nombre - Единица: Число

| Description Description Описание | Accidents Accidents Происшествия | | Persons killed or injured : total Personnes tuées ou blessées : total Погибшие или раненые: всего | | Persons killed Personnes tuées Погибшие | | Persons injured Personnes blessées Раненые | |
|--|--|------|---|------|---|------|--|------|
| | 2002 | 2003 | 2002 | 2003 | 2002 | 2003 | 2002 | 2003 |

Croatia - Croatie - Хорватия

| | | | | | | | | | |
|-----|---------------------------|--------|--------|--------|--------|-----|-----|--------|--------|
| 1 | All accidents - Total | 17 071 | 18 592 | 24 550 | 26 854 | 627 | 701 | 23 923 | 26 153 |
| 2 | By location: | | | | | | | | |
| 21 | - Motorways | (a) | (a) | (a) | (a) | (a) | (a) | (a) | (a) |
| 22 | - Inside built-up areas | 14 353 | 15 676 | 19 978 | 21 986 | 453 | 466 | 19 525 | 21 520 |
| 23 | - Outside built-up areas | 2 718 | 2 916 | 4 572 | 4 868 | 174 | 235 | 4 398 | 4 633 |
| 3 | By month: | | | | | | | | |
| 301 | - January | 984 | 935 | 1 400 | 1 328 | 44 | 29 | 1 356 | 1 299 |
| 302 | - February | 937 | 940 | 1 365 | 1 333 | 38 | 34 | 1 327 | 1 299 |
| 303 | - March | 1 144 | 1 155 | 1 637 | 1 654 | 58 | 41 | 1 579 | 1 613 |
| 304 | - April | 1 258 | 1 380 | 1 784 | 2 031 | 31 | 54 | 1 753 | 1 977 |
| 305 | - May | 1 478 | 1 749 | 2 049 | 2 433 | 47 | 48 | 2 002 | 2 385 |
| 306 | - June | 1 496 | 1 968 | 2 144 | 2 841 | 63 | 72 | 2 081 | 2 769 |
| 307 | - July | 1 793 | 2 056 | 2 635 | 3 011 | 60 | 83 | 2 575 | 2 928 |
| 308 | - August | 1 986 | 2 109 | 2 968 | 3 117 | 62 | 81 | 2 906 | 3 036 |
| 309 | - September | 1 679 | 1 748 | 2 376 | 2 536 | 69 | 66 | 2 307 | 2 470 |
| 310 | - October | 1 564 | 1 701 | 2 197 | 2 426 | 63 | 56 | 2 134 | 2 370 |
| 311 | - November | 1 337 | 1 327 | 1 961 | 1 927 | 47 | 66 | 1 914 | 1 861 |
| 312 | - December | 1 415 | 1 524 | 2 034 | 2 217 | 45 | 71 | 1 989 | 2 146 |
| 4 | By day of week: | | | | | | | | |
| 41 | - Monday through Thursday | 9 171 | 10 065 | 12 677 | 14 006 | 282 | 350 | 12 395 | 13 656 |
| 42 | - Friday | 2 735 | 2 954 | 3 877 | 4 176 | 118 | 112 | 3 759 | 4 064 |
| 43 | - Saturday | 2 751 | 2 896 | 4 132 | 4 398 | 103 | 139 | 4 029 | 4 259 |
| 44 | - Sunday | 2 414 | 2 677 | 3 864 | 4 274 | 124 | 100 | 3 740 | 4 174 |
| 5 | By light condition: | | | | | | | | |
| 51 | - Daylight | 11 371 | 12 394 | 15 897 | 17 335 | 317 | 363 | 15 580 | 16 972 |
| 52 | - Twilight (or unknown) | 406 | 424 | 618 | 611 | 20 | 17 | 598 | 594 |
| 53 | - Darkness | 5 294 | 5 774 | 8 035 | 8 908 | 290 | 321 | 7 745 | 8 587 |
| 6 | By road condition: | | | | | | | | |
| 61 | - Dry road surface | 12 137 | 14 673 | 17 164 | 21 010 | 495 | 561 | 16 669 | 20 449 |
| 62 | - Other (wet, icy, etc.) | 4 934 | 3 919 | 7 386 | 5 844 | 132 | 140 | 7 254 | 5 704 |

Cyprus - Chypre - Кипр

| | | | | | | | | | |
|-----|---------------------------|-------|-------|-------|-------|-----|-----|-------|-------|
| 1 | All accidents - Total | 2 369 | 2 358 | 3 620 | 3 508 | 94 | 97 | 3 526 | 3 411 |
| 2 | By location: | | | | | | | | |
| 21 | - Motorways | ... | ... | ... | ... | ... | ... | ... | ... |
| 22 | - Inside built-up areas | ... | ... | ... | ... | ... | ... | ... | ... |
| 23 | - Outside built-up areas | ... | ... | ... | ... | ... | ... | ... | ... |
| 3 | By month: | | | | | | | | |
| 301 | - January | 203 | 173 | 318 | 255 | 9 | 10 | 309 | 245 |
| 302 | - February | 182 | 165 | 272 | 243 | 3 | 4 | 269 | 239 |
| 303 | - March | 199 | 180 | 358 | 278 | 6 | 14 | 352 | 264 |
| 304 | - April | 173 | 142 | 247 | 219 | 6 | 4 | 241 | 215 |
| 305 | - May | 208 | 179 | 293 | 261 | 11 | 5 | 282 | 256 |
| 306 | - June | 217 | 197 | 346 | 276 | 10 | 9 | 336 | 267 |
| 307 | - July | 225 | 214 | 326 | 326 | 11 | 13 | 315 | 313 |
| 308 | - August | 210 | 224 | 313 | 337 | 6 | 7 | 307 | 330 |
| 309 | - September | 176 | 268 | 259 | 378 | 7 | 12 | 252 | 366 |
| 310 | - October | 183 | 202 | 279 | 290 | 8 | 2 | 271 | 288 |
| 311 | - November | 189 | 202 | 301 | 294 | 9 | 5 | 292 | 289 |
| 312 | - December | 204 | 212 | 308 | 351 | 8 | 12 | 300 | 339 |
| 4 | By day of week: | | | | | | | | |
| 41 | - Monday through Thursday | 1 328 | 1 391 | 1 920 | 1 960 | 50 | 42 | 1 870 | 1 918 |
| 42 | - Friday | 372 | 358 | 568 | 553 | 13 | 20 | 555 | 533 |
| 43 | - Saturday | 355 | 301 | 562 | 484 | 16 | 15 | 546 | 469 |
| 44 | - Sunday | 314 | 308 | 570 | 511 | 15 | 20 | 555 | 491 |
| 5 | By light condition: | | | | | | | | |
| 51 | - Daylight | 1 563 | 1 514 | 2 316 | 2 181 | 50 | 46 | 2 266 | 2 135 |
| 52 | - Twilight (or unknown) | (b) | (b) | (b) | (b) | (b) | (b) | (b) | (b) |
| 53 | - Darkness | 806 | 844 | 1 304 | 1 327 | 44 | 51 | 1 260 | 1 276 |
| 6 | By road condition: | | | | | | | | |
| 61 | - Dry road surface | ... | ... | ... | ... | ... | ... | ... | ... |
| 62 | - Other (wet, icy, etc.) | ... | ... | ... | ... | ... | ... | ... | ... |

For note see end of table.

Voir note à la fin du tableau.

См. примечания в конце таблицы.

1. Road traffic accidents by location, time of occurrence and road condition

1. Accidents de la circulation routière selon le lieu, l'époque à laquelle ils se sont produits et les conditions de circulation

1. Дорожно-транспортные происшествия, повлекшие за собой раненых или погибших, по типу происшествия

Unit : number - Unité : nombre - Единица: Число

| Description Description Описание | Accidents Accidents Происшествия | | Persons killed or injured : total Personnes tuées ou blessées : total Погибшие или раненые: всего | | Persons killed Personnes tuées Погибшие | | Persons injured Personnes blessées Раненые | |
|--|--|------|---|------|---|------|--|------|
| | 2002 | 2003 | 2002 | 2003 | 2002 | 2003 | 2002 | 2003 |

Czech Republic - République tchèque - Чешская Республика

| | | | | | | | | | |
|-----|---------------------------|--------|--------|--------|--------|-------|-------|--------|--------|
| 1 | All accidents - Total | 26 586 | 27 320 | 35 820 | 36 885 | 1 431 | 1 447 | 34 389 | 35 438 |
| 2 | By location: | | | | | | | | |
| 21 | - Motorways | 442 | 444 | 696 | 712 | 53 | 48 | 643 | 664 |
| 22 | - Inside built-up areas | 16 901 | 16 936 | 21 077 | 21 173 | 571 | 556 | 20 506 | 20 617 |
| 23 | - Outside built-up areas | 9 243 | 9 940 | 14 047 | 15 000 | 807 | 843 | 13 240 | 14 157 |
| 3 | By month: | | | | | | | | |
| 301 | - January | 1 441 | 1 729 | 1 920 | 2 291 | 70 | 111 | 1 850 | 2 180 |
| 302 | - February | 1 553 | 1 449 | 2 078 | 1 978 | 89 | 71 | 1 989 | 1 907 |
| 303 | - March | 1 880 | 1 737 | 2 549 | 2 342 | 101 | 95 | 2 448 | 2 247 |
| 304 | - April | 1 901 | 2 005 | 2 490 | 2 695 | 104 | 107 | 2 386 | 2 588 |
| 305 | - May | 2 478 | 2 602 | 3 239 | 3 460 | 118 | 114 | 3 121 | 3 346 |
| 306 | - June | 2 691 | 3 027 | 3 731 | 4 030 | 143 | 154 | 3 588 | 3 876 |
| 307 | - July | 2 688 | 2 874 | 3 665 | 4 046 | 127 | 175 | 3 538 | 3 871 |
| 308 | - August | 2 663 | 2 952 | 3 619 | 4 087 | 142 | 146 | 3 477 | 3 941 |
| 309 | - September | 2 660 | 2 570 | 3 523 | 3 458 | 148 | 124 | 3 375 | 3 334 |
| 310 | - October | 2 418 | 2 186 | 3 281 | 2 892 | 117 | 139 | 3 164 | 2 753 |
| 311 | - November | 2 268 | 2 068 | 3 093 | 2 765 | 150 | 104 | 2 943 | 2 661 |
| 312 | - December | 1 945 | 2 121 | 2 632 | 2 841 | 122 | 107 | 2 510 | 2 734 |
| 4 | By day of week: | | | | | | | | |
| 41 | - Monday through Thursday | 14 807 | 15 194 | 19 148 | 19 690 | 705 | 716 | 18 443 | 18 974 |
| 42 | - Friday | 4 600 | 4 669 | 6 140 | 6 168 | 261 | 229 | 5 879 | 5 939 |
| 43 | - Saturday | 3 968 | 4 110 | 5 803 | 6 149 | 268 | 304 | 5 535 | 5 845 |
| 44 | - Sunday | 3 211 | 3 347 | 4 729 | 4 878 | 197 | 198 | 4 532 | 4 680 |
| 5 | By light condition: | | | | | | | | |
| 51 | - Daylight | 16 257 | 17 798 | 21 399 | 23 595 | 696 | 718 | 20 703 | 22 877 |
| 52 | - Twilight (or unknown) | 3 091 | 2 427 | 4 399 | 3 383 | 186 | 130 | 4 213 | 3 253 |
| 53 | - Darkness | 7 238 | 7 095 | 10 022 | 9 907 | 549 | 599 | 9 473 | 9 308 |
| 6 | By road condition: | | | | | | | | |
| 61 | - Dry road surface | 18 071 | 20 082 | 23 954 | 26 740 | 958 | 1 039 | 22 996 | 25 701 |
| 62 | - Other (wet, icy, etc.) | 8 515 | 7 238 | 11 866 | 10 145 | 473 | 408 | 11 393 | 9 737 |

Denmark - Danemark - Дания

| | | | | | | | | | |
|-----|---------------------------|-------|-------|-------|-------|-----|-----|-------|-------|
| 1 | All accidents - Total | 7 126 | 6 749 | 9 254 | 8 844 | 463 | 432 | 8 791 | 8 412 |
| 2 | By location: | | | | | | | | |
| 21 | - Motorways | 348 | 104 | 586 | 170 | 48 | 11 | 538 | 159 |
| 22 | - Inside built-up areas | 4 157 | 3 926 | 4 806 | 4 591 | 126 | 114 | 4 680 | 4 477 |
| 23 | - Outside built-up areas | 2 621 | 2 719 | 3 862 | 4 083 | 289 | 307 | 3 573 | 3 776 |
| 3 | By month: | | | | | | | | |
| 301 | - January | 500 | 424 | 657 | 565 | 35 | 30 | 622 | 535 |
| 302 | - February | 455 | 460 | 577 | 641 | 16 | 32 | 561 | 609 |
| 303 | - March | 522 | 552 | 715 | 731 | 29 | 27 | 686 | 704 |
| 304 | - April | 539 | 515 | 692 | 680 | 32 | 23 | 660 | 657 |
| 305 | - May | 675 | 623 | 896 | 816 | 40 | 43 | 856 | 773 |
| 306 | - June | 628 | 629 | 789 | 799 | 40 | 34 | 749 | 765 |
| 307 | - July | 562 | 557 | 781 | 794 | 26 | 53 | 755 | 741 |
| 308 | - August | 751 | 720 | 938 | 892 | 49 | 36 | 889 | 856 |
| 309 | - September | 719 | 604 | 901 | 737 | 56 | 32 | 845 | 705 |
| 310 | - October | 592 | 578 | 740 | 721 | 34 | 37 | 706 | 684 |
| 311 | - November | 625 | 590 | 825 | 799 | 58 | 46 | 767 | 753 |
| 312 | - December | 558 | 497 | 743 | 669 | 48 | 39 | 695 | 630 |
| 4 | By day of week: | | | | | | | | |
| 41 | - Monday through Thursday | 4 066 | 3 915 | 5 094 | 4 953 | 232 | 222 | 4 862 | 4 731 |
| 42 | - Friday | 1 289 | 1 125 | 1 656 | 1 443 | 75 | 78 | 1 581 | 1 365 |
| 43 | - Saturday | 959 | 903 | 1 341 | 1 256 | 75 | 66 | 1 266 | 1 190 |
| 44 | - Sunday | 812 | 806 | 1 163 | 1 192 | 81 | 66 | 1 082 | 1 126 |
| 5 | By light condition: | | | | | | | | |
| 51 | - Daylight | 4 811 | 4 574 | 6 172 | 5 893 | 268 | 252 | 5 904 | 5 641 |
| 52 | - Twilight (or unknown) | 285 | 333 | 352 | 446 | 20 | 16 | 332 | 430 |
| 53 | - Darkness | 2 030 | 1 842 | 2 730 | 2 505 | 175 | 164 | 2 555 | 2 341 |
| 6 | By road condition: | | | | | | | | |
| 61 | - Dry road surface | 4 980 | 4 797 | 6 373 | 6 155 | 304 | 277 | 6 069 | 5 878 |
| 62 | - Other (wet, icy, etc.) | 2 146 | 1 952 | 2 881 | 2 689 | 159 | 155 | 2 722 | 2 534 |

For note see end of table.

Voir note à la fin du tableau.

См. примечания в конце таблицы.

1. Road traffic accidents by location, time of occurrence and road condition

1. Accidents de la circulation routière selon le lieu, l'époque à laquelle ils se sont produits et les conditions de circulation

1. Дорожно-транспортные происшествия, повлекшие за собой раненых или погибших, по типу происшествия

Unit : number - Unité : nombre - Единица: Число

| Description Description Описание | Accidents Accidents Происшествия | | Persons killed or injured : total Personnes tuées ou blessées : total Погибшие или раненые: всего | | Persons killed Personnes tuées Погибшие | | Persons injured Personnes blessées Раненые | |
|--|--|------|---|------|---|------|--|------|
| | 2002 | 2003 | 2002 | 2003 | 2002 | 2003 | 2002 | 2003 |

Estonia - Estonie - Эстония

| | | | | | | | | |
|--------------------------------|--------------|--------------|--------------|--------------|------------|------------|--------------|--------------|
| 1 All accidents - Total | 2 164 | 1 931 | 3 091 | 2 703 | 223 | 164 | 2 868 | 2 539 |
| 2 By location: | | | | | | | | |
| 21 - Motorways | - | - | - | - | - | - | - | - |
| 22 - Inside built-up areas | 1 271 | 1 134 | 1 577 | 1 358 | 64 | 40 | 1 513 | 1 318 |
| 23 - Outside built-up areas | 893 | 797 | 1 514 | 1 345 | 159 | 124 | 1 355 | 1 221 |
| 3 By month: | | | | | | | | |
| 301 - January | 147 | 122 | 212 | 196 | 14 | 16 | 198 | 180 |
| 302 - February | 134 | 99 | 181 | 134 | 14 | 5 | 167 | 129 |
| 303 - March | 143 | 103 | 209 | 133 | 12 | 4 | 197 | 129 |
| 304 - April | 161 | 122 | 226 | 168 | 10 | 8 | 216 | 160 |
| 305 - May | 216 | 155 | 290 | 203 | 16 | 10 | 274 | 193 |
| 306 - June | 239 | 174 | 350 | 260 | 32 | 21 | 318 | 239 |
| 307 - July | 211 | 179 | 325 | 260 | 25 | 9 | 300 | 251 |
| 308 - August | 226 | 213 | 346 | 304 | 23 | 11 | 323 | 293 |
| 309 - September | 206 | 195 | 295 | 265 | 21 | 17 | 274 | 248 |
| 310 - October | 171 | 190 | 227 | 267 | 20 | 16 | 207 | 251 |
| 311 - November | 163 | 192 | 219 | 261 | 17 | 23 | 202 | 238 |
| 312 - December | 147 | 187 | 211 | 252 | 19 | 24 | 192 | 228 |
| 4 By day of week: | | | | | | | | |
| 41 - Monday through Thursday | 1 083 | 994 | 1 424 | 1 325 | 101 | 65 | 1 323 | 1 260 |
| 42 - Friday | 369 | 296 | 524 | 421 | 37 | 40 | 487 | 381 |
| 43 - Saturday | 392 | 370 | 604 | 547 | 42 | 39 | 562 | 508 |
| 44 - Sunday | 320 | 271 | 539 | 410 | 43 | 20 | 496 | 390 |
| 5 By light condition: | | | | | | | | |
| 51 - Daylight | 1 420 | 1 283 | 1 999 | 1 766 | 111 | 78 | 1 888 | 1 688 |
| 52 - Twilight (or unknown) | (b) | (b) | (b) | (b) | (b) | (b) | (b) | (b) |
| 53 - Darkness | 744 | 648 | 1 092 | 937 | 112 | 86 | 980 | 851 |
| 6 By road condition: | | | | | | | | |
| 61 - Dry road surface | 1 419 | 1 200 | 2 034 | 1 622 | 149 | 94 | 1 885 | 1 528 |
| 62 - Other (wet, icy, etc.) | 745 | 731 | 1 057 | 1 081 | 74 | 70 | 983 | 1 011 |

Finland - Finlande - Финляндия

| | | | | | | | | |
|--------------------------------|--------------|--------------|--------------|--------------|------------|------------|--------------|--------------|
| 1 All accidents - Total | 6 196 | 6 907 | 8 571 | 9 467 | 415 | 379 | 8 156 | 9 088 |
| 2 By location: | | | | | | | | |
| 21 - Motorways | 179 | 160 | 272 | 248 | 19 | 7 | 253 | 241 |
| 22 - Inside built-up areas | 3 290 | 3 414 | 4 141 | 4 160 | 105 | 101 | 4 036 | 4 059 |
| 23 - Outside built-up areas | 2 727 | 3 333 | 4 158 | 5 059 | 291 | 271 | 3 867 | 4 788 |
| 3 By month: | | | | | | | | |
| 301 - January | 472 | 437 | 707 | 643 | 36 | 22 | 671 | 621 |
| 302 - February | 386 | 346 | 591 | 493 | 30 | 23 | 561 | 470 |
| 303 - March | 379 | 390 | 543 | 495 | 25 | 25 | 518 | 470 |
| 304 - April | 422 | 422 | 564 | 616 | 26 | 26 | 538 | 590 |
| 305 - May | 584 | 578 | 749 | 764 | 31 | 29 | 718 | 735 |
| 306 - June | 605 | 648 | 825 | 875 | 43 | 26 | 782 | 849 |
| 307 - July | 663 | 699 | 883 | 934 | 37 | 32 | 846 | 902 |
| 308 - August | 737 | 758 | 1 018 | 1 032 | 59 | 43 | 959 | 989 |
| 309 - September | 596 | 716 | 778 | 960 | 35 | 42 | 743 | 918 |
| 310 - October | 458 | 673 | 637 | 913 | 26 | 33 | 611 | 880 |
| 311 - November | 487 | 575 | 685 | 780 | 36 | 32 | 649 | 748 |
| 312 - December | 407 | 665 | 591 | 962 | 31 | 46 | 560 | 916 |
| 4 By day of week: | | | | | | | | |
| 41 - Monday through Thursday | 3 557 | 3 877 | 4 735 | 5 096 | 242 | 201 | 4 493 | 4 895 |
| 42 - Friday | 1 000 | 1 143 | 1 424 | 1 586 | 70 | 54 | 1 354 | 1 532 |
| 43 - Saturday | 937 | 1 010 | 1 375 | 1 545 | 52 | 69 | 1 323 | 1 476 |
| 44 - Sunday | 702 | 877 | 1 037 | 1 240 | 51 | 55 | 986 | 1 185 |
| 5 By light condition: | | | | | | | | |
| 51 - Daylight | 4 284 | 4 577 | 5 779 | 6 201 | 252 | 237 | 5 527 | 5 964 |
| 52 - Twilight (or unknown) | 495 | 520 | 686 | 721 | 35 | 23 | 651 | 698 |
| 53 - Darkness | 1 417 | 1 810 | 2 106 | 2 545 | 128 | 119 | 1 978 | 2 426 |
| 6 By road condition: | | | | | | | | |
| 61 - Dry road surface | 3 696 | 3 838 | 4 976 | 5 132 | 231 | 204 | 4 745 | 4 928 |
| 62 - Other (wet, icy, etc.) | 2 500 | 3 069 | 3 595 | 4 335 | 184 | 175 | 3 411 | 4 160 |

For note see end of table.

Voir note à la fin du tableau.

См. примечания в конце таблицы.

1. Road traffic accidents by location, time of occurrence and road condition

1. Accidents de la circulation routière selon le lieu, l'époque à laquelle ils se sont produits et les conditions de circulation

1. Дорожно-транспортные происшествия, повлекшие за собой раненых или погибших, по типу происшествия

Unit : number - Unité : nombre - Единица: Число

| Description Description Описание | Accidents Accidents Происшествия | | Persons killed or injured : total Personnes tuées ou blessées : total Погибшие или раненые: всего | | Persons killed Personnes tuées Погибшие | | Persons injured Personnes blessées Раненые | |
|--|--|------|---|------|---|------|--|------|
| | 2002 | 2003 | 2002 | 2003 | 2002 | 2003 | 2002 | 2003 |

France - France - Франция

| | | | | | | | | | |
|-----|---------------------------|---------|--------|---------|---------|-------|-------|---------|---------|
| 1 | All accidents - Total | 105 470 | 90 220 | 145 081 | 121 660 | 7 242 | 5 731 | 137 839 | 115 929 |
| 2 | By location: | | | | | | | | |
| 21 | - Motorways | 7 596 | 6 161 | 11 305 | 9 085 | 548 | 450 | 10 757 | 8 635 |
| 22 | - Inside built-up areas | 68 683 | 60 162 | 86 662 | 74 844 | 1 945 | 1 576 | 84 717 | 73 268 |
| 23 | - Outside built-up areas | 29 191 | 23 897 | 47 114 | 37 731 | 4 749 | 3 705 | 42 365 | 34 026 |
| 3 | By month: | | | | | | | | |
| 301 | - January | 8 600 | 6 543 | 11 680 | 8 774 | 592 | 393 | 11 088 | 8 381 |
| 302 | - February | 7 804 | 5 694 | 10 677 | 7 572 | 568 | 363 | 10 109 | 7 209 |
| 303 | - March | 9 065 | 7 360 | 12 424 | 9 705 | 603 | 449 | 11 821 | 9 256 |
| 304 | - April | 8 831 | 7 238 | 12 064 | 9 636 | 576 | 413 | 11 488 | 9 223 |
| 305 | - May | 9 219 | 7 995 | 12 724 | 10 885 | 612 | 519 | 12 112 | 10 366 |
| 306 | - June | 9 571 | 9 004 | 13 178 | 12 244 | 631 | 551 | 12 547 | 11 693 |
| 307 | - July | 9 141 | 8 319 | 12 994 | 11 553 | 661 | 570 | 12 333 | 10 983 |
| 308 | - August | 8 067 | 7 146 | 11 769 | 10 303 | 634 | 560 | 11 135 | 9 743 |
| 309 | - September | 9 077 | 8 251 | 12 252 | 10 910 | 601 | 517 | 11 651 | 10 393 |
| 310 | - October | 9 507 | 8 452 | 12 736 | 11 287 | 666 | 510 | 12 070 | 10 777 |
| 311 | - November | 8 771 | 7 332 | 11 938 | 9 607 | 572 | 419 | 11 366 | 9 188 |
| 312 | - December | 7 817 | 6 886 | 10 645 | 9 184 | 526 | 467 | 10 119 | 8 717 |
| 4 | By day of week: | | | | | | | | |
| 41 | - Monday through Thursday | 61 006 | 52 580 | 80 768 | 68 348 | 3 771 | 3 009 | 76 997 | 65 339 |
| 42 | - Friday | 17 553 | 14 330 | 23 407 | 18 758 | 1 143 | 845 | 22 264 | 17 913 |
| 43 | - Saturday | 14 953 | 13 167 | 22 092 | 19 034 | 1 179 | 968 | 20 913 | 18 066 |
| 44 | - Sunday | 11 958 | 10 143 | 18 814 | 15 520 | 1 149 | 909 | 17 665 | 14 611 |
| 5 | By light condition: | | | | | | | | |
| 51 | - Daylight | 72 132 | 63 341 | 96 923 | 83 499 | 3 970 | 3 238 | 92 953 | 80 261 |
| 52 | - Twilight (or unknown) | 5 893 | 4 847 | 8 100 | 6 703 | 487 | 346 | 7 613 | 6 357 |
| 53 | - Darkness | 27 445 | 22 032 | 40 058 | 31 458 | 2 785 | 2 147 | 37 273 | 29 311 |
| 6 | By road condition: | | | | | | | | |
| 61 | - Dry road surface | 83 142 | 75 546 | 112 981 | 100 943 | 5 576 | 4 657 | 107 405 | 96 286 |
| 62 | - Other (wet, icy, etc.) | 22 328 | 14 674 | 32 100 | 20 717 | 1 666 | 1 074 | 30 434 | 19 643 |

Georgia - Géorgie - Грузия

| | | | | | | | | | |
|-----|---------------------------|-------|-------|-------|-------|-----|-----|-------|-------|
| 1 | All accidents - Total | 2 011 | 2 113 | 3 024 | 3 157 | 515 | 572 | 2 509 | 2 585 |
| 2 | By location: | | | | | | | | |
| 21 | - Motorways | 334 | 391 | 614 | 644 | 169 | 191 | 445 | 453 |
| 22 | - Inside built-up areas | 1 677 | 1 722 | 2 410 | 2 513 | 346 | 381 | 2 064 | 2 132 |
| 23 | - Outside built-up areas | 599 | ... | 881 | ... | 204 | ... | 677 | ... |
| 3 | By month: | | | | | | | | |
| 301 | - January | 195 | 175 | 275 | 275 | 43 | 53 | 232 | 222 |
| 302 | - February | 116 | 136 | 183 | 183 | 32 | 22 | 151 | 161 |
| 303 | - March | 159 | 164 | 220 | 220 | 37 | 54 | 183 | 166 |
| 304 | - April | 176 | 120 | 332 | 218 | 50 | 28 | 282 | 190 |
| 305 | - May | 138 | 146 | 194 | 227 | 20 | 42 | 174 | 185 |
| 306 | - June | 148 | 158 | 242 | 247 | 57 | 37 | 185 | 210 |
| 307 | - July | 161 | 194 | 265 | 296 | 45 | 49 | 220 | 247 |
| 308 | - August | 151 | 175 | 217 | 265 | 41 | 47 | 176 | 218 |
| 309 | - September | 198 | 168 | 282 | 251 | 43 | 39 | 239 | 212 |
| 310 | - October | 230 | 205 | 342 | 277 | 48 | 54 | 294 | 223 |
| 311 | - November | 175 | 207 | 260 | 306 | 52 | 70 | 208 | 236 |
| 312 | - December | 164 | 265 | 212 | 392 | 47 | 77 | 165 | 315 |
| 4 | By day of week: | | | | | | | | |
| 41 | - Monday through Thursday | 1 160 | 1 219 | 1 689 | 1 864 | 289 | 335 | 1 400 | 1 529 |
| 42 | - Friday | 280 | 303 | 410 | 438 | 70 | 77 | 340 | 361 |
| 43 | - Saturday | 270 | 280 | 398 | 372 | 75 | 77 | 323 | 295 |
| 44 | - Sunday | 301 | 311 | 518 | 483 | 72 | 83 | 446 | 400 |
| 5 | By light condition: | | | | | | | | |
| 51 | - Daylight | 839 | 1 023 | 1 088 | 1 498 | 160 | 282 | 928 | 1 216 |
| 52 | - Twilight (or unknown) | (b) | (b) | (b) | (b) | (b) | (b) | (b) | (b) |
| 53 | - Darkness | 1 172 | 1 090 | 1 936 | 1 659 | 355 | 290 | 1 581 | 1 369 |
| 6 | By road condition: | | | | | | | | |
| 61 | - Dry road surface | ... | ... | ... | ... | ... | ... | ... | ... |
| 62 | - Other (wet, icy, etc.) | ... | 88 | ... | 151 | ... | 14 | ... | 137 |

For note see end of table.

Voir note à la fin du tableau.

См. примечания в конце таблицы.

1. Road traffic accidents by location, time of occurrence and road condition

1. Accidents de la circulation routière selon le lieu, l'époque à laquelle ils se sont produits et les conditions de circulation

1. Дорожно-транспортные происшествия, повлекшие за собой раненых или погибших, по типу происшествия

Unit : number - Unité : nombre - Единица: Число

| Description Description Описание | Accidents Accidents Происшествия | | Persons killed or injured : total Personnes tuées ou blessées : total Погибшие или раненые: всего | | Persons killed Personnes tuées Погибшие | | Persons injured Personnes blessées Раненые | |
|--|--|------|---|------|---|------|--|------|
| | 2002 | 2003 | 2002 | 2003 | 2002 | 2003 | 2002 | 2003 |

Germany - Allemagne - Германия

| | | | | | | | | | |
|----------|------------------------------|----------------|----------------|----------------|----------------|--------------|--------------|----------------|----------------|
| 1 | All accidents - Total | 362 054 | 354 534 | 483 255 | 468 783 | 6 842 | 6 613 | 476 413 | 462 170 |
| 2 | By location: | | | | | | | | |
| 21 | - Motorways | 24 625 | 22 646 | 39 482 | 36 061 | 857 | 811 | 38 625 | 35 250 |
| 22 | - Inside built-up areas | 233 865 | 230 521 | 289 784 | 283 108 | 1 684 | 1 646 | 288 100 | 281 462 |
| 23 | - Outside built-up areas | 103 564 | 101 367 | 153 989 | 149 614 | 4 301 | 4 156 | 149 688 | 145 458 |
| 3 | By month: | | | | | | | | |
| 301 | - January | 22 814 | 23 728 | 30 754 | 31 868 | 470 | 466 | 30 284 | 31 402 |
| 302 | - February | 24 854 | 20 408 | 33 767 | 27 412 | 484 | 372 | 33 283 | 27 040 |
| 303 | - March | 26 918 | 25 077 | 36 279 | 33 236 | 532 | 440 | 35 747 | 32 796 |
| 304 | - April | 29 264 | 28 528 | 39 239 | 37 891 | 531 | 530 | 38 708 | 37 361 |
| 305 | - May | 33 612 | 33 798 | 44 497 | 44 271 | 651 | 573 | 43 846 | 43 698 |
| 306 | - June | 35 741 | 35 964 | 46 792 | 47 172 | 669 | 694 | 46 123 | 46 478 |
| 307 | - July | 33 788 | 36 895 | 45 004 | 48 069 | 652 | 650 | 44 352 | 47 419 |
| 308 | - August | 34 028 | 33 269 | 45 119 | 43 923 | 580 | 683 | 44 539 | 43 240 |
| 309 | - September | 35 054 | 33 647 | 46 224 | 44 052 | 657 | 623 | 45 567 | 43 429 |
| 310 | - October | 32 140 | 30 219 | 43 286 | 40 139 | 597 | 546 | 42 689 | 39 593 |
| 311 | - November | 30 079 | 27 429 | 40 064 | 36 550 | 547 | 533 | 39 517 | 36 017 |
| 312 | - December | 23 762 | 25 572 | 32 230 | 34 200 | 472 | 503 | 31 758 | 33 697 |
| 4 | By day of week: | | | | | | | | |
| 41 | - Monday through Thursday | 216 897 | 213 631 | 280 321 | 274 085 | 3 656 | 3 502 | 276 665 | 270 583 |
| 42 | - Friday | 60 981 | 59 586 | 80 803 | 78 460 | 1 031 | 1 017 | 79 772 | 77 443 |
| 43 | - Saturday | 47 217 | 45 165 | 67 781 | 63 628 | 1 102 | 1 112 | 66 679 | 62 516 |
| 44 | - Sunday | 36 959 | 36 152 | 54 350 | 52 610 | 1 053 | 982 | 53 297 | 51 628 |
| 5 | By light condition: | | | | | | | | |
| 51 | - Daylight | 261 905 | 260 830 | 344 496 | 340 355 | 3 958 | 3 983 | 340 538 | 336 372 |
| 52 | - Twilight (or unknown) | 19 051 | 18 071 | 25 437 | 23 819 | 400 | 351 | 25 037 | 23 468 |
| 53 | - Darkness | 81 098 | 75 633 | 113 322 | 104 609 | 2 484 | 2 279 | 110 838 | 102 330 |
| 6 | By road condition: | | | | | | | | |
| 61 | - Dry road surface | 244 276 | 263 049 | 320 605 | 344 197 | 4 547 | 4 891 | 316 058 | 339 306 |
| 62 | - Other (wet, icy, etc.) | 117 778 | 91 485 | 162 650 | 124 586 | 2 295 | 1 722 | 160 355 | 122 864 |

Greece - Grèce - Греция

| | | | | | | | | | |
|----------|------------------------------|---------------|---------------|---------------|---------------|--------------|--------------|---------------|---------------|
| 1 | All accidents - Total | 16 809 | 15 751 | 24 093 | 22 342 | 1 634 | 1 605 | 22 459 | 20 737 |
| 2 | By location: | | | | | | | | |
| 21 | - Motorways | 227 | 231 | 298 | 385 | 69 | 58 | 229 | 327 |
| 22 | - Inside built-up areas | 13 069 | 12 474 | 17 273 | 16 415 | 718 | 716 | 16 555 | 15 699 |
| 23 | - Outside built-up areas | 3 513 | 3 046 | 6 522 | 5 542 | 847 | 831 | 5 675 | 4 711 |
| 3 | By month: | | | | | | | | |
| 301 | - January | 1 117 | 1 197 | 1 572 | 1 732 | 97 | 111 | 1 475 | 1 621 |
| 302 | - February | 1 277 | 952 | 1 679 | 1 311 | 97 | 119 | 1 582 | 1 192 |
| 303 | - March | 1 449 | 1 060 | 2 100 | 1 507 | 125 | 115 | 1 975 | 1 392 |
| 304 | - April | 1 322 | 1 161 | 1 834 | 1 725 | 109 | 119 | 1 725 | 1 606 |
| 305 | - May | 1 507 | 1 448 | 2 175 | 1 971 | 156 | 122 | 2 019 | 1 849 |
| 306 | - June | 1 618 | 1 449 | 2 354 | 2 040 | 175 | 139 | 2 179 | 1 901 |
| 307 | - July | 1 663 | 1 709 | 2 519 | 2 448 | 198 | 181 | 2 321 | 2 267 |
| 308 | - August | 1 421 | 1 476 | 2 226 | 2 209 | 157 | 161 | 2 069 | 2 048 |
| 309 | - September | 1 411 | 1 380 | 1 997 | 1 935 | 141 | 153 | 1 856 | 1 782 |
| 310 | - October | 1 500 | 1 459 | 2 092 | 1 999 | 133 | 132 | 1 959 | 1 867 |
| 311 | - November | 1 326 | 1 288 | 1 810 | 1 826 | 117 | 132 | 1 693 | 1 694 |
| 312 | - December | 1 198 | 1 172 | 1 735 | 1 639 | 129 | 121 | 1 606 | 1 518 |
| 4 | By day of week: | | | | | | | | |
| 41 | - Monday through Thursday | 9 498 | 8 807 | 13 054 | 12 003 | 838 | 836 | 12 216 | 11 167 |
| 42 | - Friday | 2 465 | 2 513 | 3 372 | 3 407 | 206 | 225 | 3 166 | 3 182 |
| 43 | - Saturday | 2 393 | 2 189 | 3 631 | 3 207 | 269 | 230 | 3 362 | 2 977 |
| 44 | - Sunday | 2 453 | 2 242 | 4 036 | 3 725 | 321 | 314 | 3 715 | 3 411 |
| 5 | By light condition: | | | | | | | | |
| 51 | - Daylight | 10 145 | 9 310 | 38 293 | 36 817 | 875 | 782 | 13 325 | 12 035 |
| 52 | - Twilight (or unknown) | 931 | 852 | 1 358 | 1 262 | 85 | 109 | 1 273 | 1 153 |
| 53 | - Darkness | 5 733 | 5 589 | 8 535 | 8 263 | 674 | 714 | 7 861 | 7 549 |
| 6 | By road condition: | | | | | | | | |
| 61 | - Dry road surface | 10 145 | 13 899 | 21 032 | 19 405 | 1 393 | 1 340 | 19 639 | 18 065 |
| 62 | - Other (wet, icy, etc.) | 6 664 | 1 852 | 3 061 | 2 937 | 241 | 265 | 2 820 | 2 672 |

For note see end of table.

Voir note à la fin du tableau.

См. примечания в конце таблицы.

1. Road traffic accidents by location, time of occurrence and road condition

1. Accidents de la circulation routière selon le lieu, l'époque à laquelle ils se sont produits et les conditions de circulation

1. Дорожно-транспортные происшествия, повлекшие за собой раненых или погибших, по типу происшествия

Unit : number - Unité : nombre - Единица: Число

| Description Description Описание | Accidents Accidents Происшествия | | Persons killed or injured : total Personnes tuées ou blessées : total Погибшие или раненые: всего | | Persons killed Personnes tuées Погибшие | | Persons injured Personnes blessées Раненые | |
|--|--|------|---|------|---|------|--|------|
| | 2002 | 2003 | 2002 | 2003 | 2002 | 2003 | 2002 | 2003 |

Hungary - Hongrie - Венгрия

| | | | | | | | | | |
|-----|---------------------------|--------|--------|--------|--------|-------|-------|--------|--------|
| 1 | All accidents - Total | 19 686 | 19 976 | 27 407 | 27 953 | 1 429 | 1 326 | 25 978 | 26 627 |
| 2 | By location: | | | | | | | | |
| 21 | - Motorways | 356 | 357 | 638 | 615 | 53 | 46 | 585 | 569 |
| 22 | - Inside built-up areas | 13 606 | 13 715 | 17 151 | 17 268 | 523 | 478 | 16 628 | 16 790 |
| 23 | - Outside built-up areas | 5 724 | 5 904 | 9 618 | 10 070 | 853 | 802 | 8 765 | 9 268 |
| 3 | By month: | | | | | | | | |
| 301 | - January | 1 363 | 1 094 | 1 910 | 1 571 | 99 | 62 | 1 811 | 1 509 |
| 302 | - February | 1 171 | 932 | 1 590 | 1 259 | 87 | 51 | 1 503 | 1 208 |
| 303 | - March | 1 428 | 1 212 | 1 946 | 1 729 | 100 | 92 | 1 846 | 1 637 |
| 304 | - April | 1 421 | 1 554 | 1 938 | 2 150 | 96 | 90 | 1 842 | 2 060 |
| 305 | - May | 1 787 | 1 862 | 2 417 | 2 593 | 94 | 136 | 2 323 | 2 457 |
| 306 | - June | 1 798 | 1 918 | 2 504 | 2 673 | 113 | 129 | 2 391 | 2 544 |
| 307 | - July | 1 816 | 1 910 | 2 664 | 2 650 | 155 | 113 | 2 509 | 2 537 |
| 308 | - August | 1 855 | 2 087 | 2 660 | 3 005 | 122 | 148 | 2 538 | 2 857 |
| 309 | - September | 1 798 | 2 012 | 2 384 | 2 819 | 114 | 135 | 2 270 | 2 684 |
| 310 | - October | 1 843 | 1 870 | 2 612 | 2 560 | 173 | 129 | 2 439 | 2 431 |
| 311 | - November | 1 757 | 1 773 | 2 408 | 2 477 | 136 | 117 | 2 272 | 2 360 |
| 312 | - December | 1 649 | 1 752 | 2 374 | 2 467 | 140 | 124 | 2 234 | 2 343 |
| 4 | By day of week: | | | | | | | | |
| 41 | - Monday through Thursday | 10 865 | 11 252 | 14 559 | 15 046 | 774 | 688 | 13 785 | 14 358 |
| 42 | - Friday | 3 329 | 3 263 | 4 546 | 4 502 | 223 | 211 | 4 323 | 4 291 |
| 43 | - Saturday | 3 097 | 3 025 | 4 598 | 4 607 | 245 | 224 | 4 353 | 4 383 |
| 44 | - Sunday | 2 395 | 2 436 | 3 704 | 3 798 | 187 | 203 | 3 517 | 3 595 |
| 5 | By light condition: | | | | | | | | |
| 51 | - Daylight | 12 717 | 13 443 | 17 171 | 18 310 | 673 | 709 | 16 498 | 17 601 |
| 52 | - Twilight (or unknown) | 1 263 | 1 178 | 1 884 | 1 734 | 107 | 77 | 1 777 | 1 657 |
| 53 | - Darkness | 5 706 | 5 355 | 8 352 | 7 909 | 649 | 540 | 7 703 | 7 369 |
| 6 | By road condition: | | | | | | | | |
| 61 | - Dry road surface | 14 390 | 15 546 | 19 681 | 21 418 | 1 014 | 1 054 | 18 667 | 20 364 |
| 62 | - Other (wet, icy, etc.) | 5 296 | 4 430 | 7 726 | 6 535 | 415 | 272 | 7 311 | 6 263 |

Iceland - Islande - Исландия

| | | | | | | | | | |
|-----|---------------------------|-------|-----|-------|-------|----|----|-------|-------|
| 1 | All accidents - Total | 1 007 | 807 | 1 514 | 1 244 | 29 | 23 | 1 485 | 1 221 |
| 2 | By location: | | | | | | | | |
| 21 | - Motorways | - | - | - | - | - | - | - | - |
| 22 | - Inside built-up areas | 681 | 546 | 966 | 802 | 2 | 6 | 964 | 796 |
| 23 | - Outside built-up areas | 326 | 261 | 548 | 442 | 27 | 17 | 521 | 425 |
| 3 | By month: | | | | | | | | |
| 301 | - January | 76 | 69 | 117 | 102 | 4 | - | 113 | 102 |
| 302 | - February | 66 | 51 | 94 | 83 | 2 | - | 92 | 83 |
| 303 | - March | 102 | 66 | 147 | 98 | 3 | 3 | 144 | 95 |
| 304 | - April | 98 | 55 | 142 | 82 | - | 1 | 142 | 81 |
| 305 | - May | 94 | 74 | 138 | 119 | 2 | 1 | 136 | 118 |
| 306 | - June | 68 | 66 | 107 | 116 | 7 | 1 | 100 | 115 |
| 307 | - July | 120 | 67 | 201 | 111 | 1 | 6 | 200 | 105 |
| 308 | - August | 90 | 80 | 130 | 131 | 6 | 4 | 124 | 127 |
| 309 | - September | 74 | 77 | 106 | 107 | - | 2 | 106 | 105 |
| 310 | - October | 68 | 59 | 109 | 82 | 4 | 2 | 105 | 80 |
| 311 | - November | 63 | 72 | 97 | 117 | - | 2 | 97 | 115 |
| 312 | - December | 88 | 71 | 126 | 96 | - | 1 | 126 | 95 |
| 4 | By day of week: | | | | | | | | |
| 41 | - Monday through Thursday | 557 | 466 | 782 | 678 | 13 | 14 | 769 | 664 |
| 42 | - Friday | 168 | 107 | 253 | 167 | 8 | 4 | 245 | 163 |
| 43 | - Saturday | 151 | 121 | 252 | 206 | 3 | 1 | 249 | 205 |
| 44 | - Sunday | 131 | 113 | 227 | 193 | 5 | 4 | 222 | 189 |
| 5 | By light condition: | | | | | | | | |
| 51 | - Daylight | 655 | 533 | 968 | 834 | 18 | 15 | 950 | 819 |
| 52 | - Twilight (or unknown) | 113 | 64 | 171 | 86 | 7 | 6 | 164 | 80 |
| 53 | - Darkness | 239 | 210 | 375 | 324 | 4 | 2 | 371 | 322 |
| 6 | By road condition: | | | | | | | | |
| 61 | - Dry road surface | 514 | 417 | 778 | 637 | 18 | 10 | 760 | 627 |
| 62 | - Other (wet, icy, etc.) | 493 | 390 | 736 | 607 | 11 | 13 | 725 | 594 |

For note see end of table.

Voir note à la fin du tableau.

См. примечания в конце таблицы.

1. Road traffic accidents by location, time of occurrence and road condition

1. Accidents de la circulation routière selon le lieu, l'époque à laquelle ils se sont produits et les conditions de circulation

1. Дорожно-транспортные происшествия, повлекшие за собой раненых или погибших, по типу происшествия

Unit : number - Unité : nombre - Единица: Число

| Description Description Описание | Accidents Accidents Происшествия | | Persons killed or injured : total Personnes tuées ou blessées : total Погибшие или раненые: всего | | Persons killed Personnes tuées Погибшие | | Persons injured Personnes blessées Раненые | |
|--|--|------|---|------|---|------|--|------|
| | 2002 | 2003 | 2002 | 2003 | 2002 | 2003 | 2002 | 2003 |

Ireland - Irlande - Ирландия

| | | | | | | | | | |
|----------|------------------------------|--------------|--------------|--------------|--------------|------------|------------|--------------|--------------|
| 1 | All accidents - Total | 6 625 | 5 985 | 9 582 | 8 597 | 376 | 335 | 9 206 | 8 262 |
| 2 | By location: | | | | | | | | |
| 21 | - Motorways | 39 | ... | 54 | ... | 5 | ... | 49 | ... |
| 22 | - Inside built-up areas | 3 567 | 3 188 | 4 603 | 4 133 | 103 | 89 | 4 500 | 4 044 |
| 23 | - Outside built-up areas | 3 019 | 2 797 | 4 925 | 4 464 | 268 | 246 | 4 657 | 4 218 |
| 3 | By month: | | | | | | | | |
| 301 | - January | 536 | 455 | 766 | 653 | 35 | 20 | 731 | 633 |
| 302 | - February | 543 | 461 | 745 | 631 | 33 | 21 | 712 | 610 |
| 303 | - March | 529 | 500 | 813 | 692 | 34 | 33 | 779 | 659 |
| 304 | - April | 540 | 484 | 773 | 714 | 32 | 23 | 741 | 691 |
| 305 | - May | 511 | 530 | 715 | 783 | 20 | 38 | 695 | 745 |
| 306 | - June | 526 | 498 | 747 | 696 | 34 | 37 | 713 | 659 |
| 307 | - July | 586 | 481 | 883 | 723 | 42 | 32 | 841 | 691 |
| 308 | - August | 612 | 517 | 924 | 757 | 35 | 26 | 889 | 731 |
| 309 | - September | 560 | 537 | 809 | 763 | 36 | 20 | 773 | 743 |
| 310 | - October | 639 | 535 | 954 | 744 | 31 | 34 | 923 | 710 |
| 311 | - November | 548 | 530 | 759 | 776 | 23 | 30 | 736 | 746 |
| 312 | - December | 495 | 457 | 694 | 665 | 21 | 21 | 673 | 644 |
| 4 | By day of week: | | | | | | | | |
| 41 | - Monday through Thursday | 3 593 | 3 256 | 4 993 | 4 568 | 190 | 152 | 4 803 | 4 416 |
| 42 | - Friday | 1 048 | 971 | 1 436 | 1 375 | 54 | 54 | 1 382 | 1 321 |
| 43 | - Saturday | 959 | 851 | 1 457 | 1 288 | 48 | 61 | 1 409 | 1 227 |
| 44 | - Sunday | 1 025 | 907 | 1 696 | 1 366 | 84 | 68 | 1 612 | 1 298 |
| 5 | By light condition: | | | | | | | | |
| 51 | - Daylight | 4 126 | 3 841 | 5 841 | 5 478 | 173 | 169 | 5 668 | 5 309 |
| 52 | - Twilight (or unknown) | 152 | 131 | 187 | 168 | 10 | 8 | 177 | 160 |
| 53 | - Darkness | 2 347 | 2 013 | 3 554 | 2 951 | 193 | 158 | 3 361 | 2 793 |
| 6 | By road condition: | | | | | | | | |
| 61 | - Dry road surface | 3 694 | 3 774 | 5 191 | ... | 204 | ... | 4 987 | ... |
| 62 | - Other (wet, icy, etc.) | 2 931 | 2 211 | 4 391 | ... | 172 | ... | 4 219 | ... |

Israel - Israël - Израиль

| | | | | | | | | | |
|----------|------------------------------|---------------|---------------|---------------|---------------|------------|------------|---------------|---------------|
| 1 | All accidents - Total | 18 490 | 17 745 | 38 204 | 37 080 | 525 | 451 | 37 679 | 36 629 |
| 2 | By location: | | | | | | | | |
| 21 | - Motorways | ... | ... | ... | ... | ... | ... | ... | ... |
| 22 | - Inside built-up areas | 13 553 | 13 049 | 24 555 | 23 900 | 207 | 191 | 24 348 | 23 709 |
| 23 | - Outside built-up areas | 4 937 | 4 696 | 13 649 | 13 180 | 318 | 260 | 13 331 | 12 920 |
| 3 | By month: | | | | | | | | |
| 301 | - January | 1 671 | 1 583 | 3 295 | 3 337 | 38 | 31 | 3 257 | 3 306 |
| 302 | - February | 1 536 | 1 519 | 3 214 | 3 265 | 33 | 34 | 3 181 | 3 231 |
| 303 | - March | 1 575 | 1 545 | 3 239 | 3 294 | 40 | 34 | 3 199 | 3 260 |
| 304 | - April | 1 455 | 1 370 | 3 017 | 2 834 | 43 | 40 | 2 974 | 2 794 |
| 305 | - May | 1 657 | 1 485 | 3 427 | 3 036 | 45 | 25 | 3 382 | 3 011 |
| 306 | - June | 1 613 | 1 465 | 3 285 | 2 972 | 58 | 48 | 3 227 | 2 924 |
| 307 | - July | 1 621 | 1 503 | 3 472 | 3 306 | 45 | 39 | 3 427 | 3 267 |
| 308 | - August | 1 504 | 1 467 | 3 339 | 3 190 | 64 | 45 | 3 275 | 3 145 |
| 309 | - September | 1 465 | 1 483 | 2 971 | 2 944 | 35 | 59 | 2 936 | 2 885 |
| 310 | - October | 1 393 | 1 368 | 2 768 | 2 772 | 37 | 41 | 2 731 | 2 731 |
| 311 | - November | 1 460 | 1 415 | 3 014 | 2 960 | 41 | 28 | 2 973 | 2 932 |
| 312 | - December | 1 540 | 1 542 | 3 163 | 3 170 | 46 | 27 | 3 117 | 3 143 |
| 4 | By day of week: | | | | | | | | |
| 41 | - Monday through Thursday | 10 509 | 10 073 | 20 586 | 19 909 | 303 | 234 | 20 283 | 19 675 |
| 42 | - Friday | 2 880 | 2 717 | 6 294 | 5 815 | 73 | 75 | 6 221 | 5 740 |
| 43 | - Saturday | 2 317 | 2 360 | 5 827 | 6 082 | 80 | 67 | 5 747 | 6 015 |
| 44 | - Sunday | 2 784 | 2 595 | 5 497 | 5 274 | 69 | 75 | 5 428 | 5 199 |
| 5 | By light condition: | | | | | | | | |
| 51 | - Daylight | 11 825 | 11 189 | 23 112 | 22 283 | 293 | 246 | 22 819 | 22 037 |
| 52 | - Twilight (or unknown) | (b) | (b) | (b) | (b) | (b) | (b) | (b) | (b) |
| 53 | - Darkness | 6 665 | 6 556 | 15 092 | 14 797 | 232 | 205 | 14 860 | 14 592 |
| 6 | By road condition: | | | | | | | | |
| 61 | - Dry road surface | 16 386 | 15 328 | 33 946 | 31 989 | 457 | 383 | 33 489 | 31 606 |
| 62 | - Other (wet, icy, etc.) | 2 104 | 2 417 | 4 258 | 5 091 | 68 | 68 | 4 190 | 5 023 |

For note see end of table.

Voir note à la fin du tableau.

См. примечания в конце таблицы.

1. Road traffic accidents by location, time of occurrence and road condition

1. Accidents de la circulation routière selon le lieu, l'époque à laquelle ils se sont produits et les conditions de circulation

1. Дорожно-транспортные происшествия, повлекшие за собой раненых или погибших, по типу происшествия

Unit : number - Unité : nombre - Единица : Число

| Description Description Описание | Accidents Accidents Происшествия | | Persons killed or injured : total Personnes tuées ou blessées : total Погибшие или раненые: всего | | Persons killed Personnes tuées Погибшие | | Persons injured Personnes blessées Раненые | |
|--|--|------|---|------|---|------|--|------|
| | 2002 | 2003 | 2002 | 2003 | 2002 | 2003 | 2002 | 2003 |

Kazakhstan - Kazakhstan - Казахстан

| | | | | | | | | | |
|-----|---------------------------|--------|--------|--------|--------|-------|-------|--------|--------|
| 1 | All accidents - Total | 12 967 | 14 013 | 18 039 | 19 705 | 2 410 | 2 754 | 15 629 | 16 951 |
| 2 | By location: | | | | | | | | |
| 21 | - Motorways | (a) | (a) | (a) | (a) | (a) | (a) | (a) | (a) |
| 22 | - Inside built-up areas | 9 640 | 10 395 | 12 030 | 13 073 | 1 111 | 1 234 | 10 919 | 11 839 |
| 23 | - Outside built-up areas | 2 905 | 3 618 | 5 217 | 6 632 | 1 141 | 1 520 | 4 076 | 5 112 |
| 3 | By month: | | | | | | | | |
| 301 | - January | 711 | 702 | 942 | 939 | 105 | 140 | 837 | 799 |
| 302 | - February | 683 | 689 | 925 | 952 | 109 | 115 | 816 | 837 |
| 303 | - March | 712 | 728 | 934 | 1 005 | 127 | 118 | 807 | 887 |
| 304 | - April | 902 | 919 | 1 178 | 1 221 | 145 | 144 | 1 033 | 1 077 |
| 305 | - May | 1 103 | 1 154 | 1 527 | 1 600 | 170 | 202 | 1 357 | 1 398 |
| 306 | - June | 1 036 | 1 112 | 1 451 | 1 600 | 183 | 232 | 1 268 | 1 368 |
| 307 | - July | 1 281 | 1 433 | 1 906 | 2 058 | 245 | 271 | 1 661 | 1 787 |
| 308 | - August | 1 296 | 1 464 | 1 952 | 2 202 | 276 | 334 | 1 676 | 1 868 |
| 309 | - September | 1 348 | 1 414 | 1 872 | 1 959 | 277 | 252 | 1 595 | 1 707 |
| 310 | - October | 1 531 | 1 828 | 2 029 | 2 538 | 269 | 376 | 1 760 | 2 162 |
| 311 | - November | 1 347 | 1 298 | 1 851 | 1 833 | 290 | 290 | 1 561 | 1 543 |
| 312 | - December | 1 017 | 1 272 | 1 472 | 1 798 | 214 | 280 | 1 258 | 1 518 |
| 4 | By day of week: | | | | | | | | |
| 41 | - Monday through Thursday | 7 260 | 7 811 | 9 863 | 10 730 | 1 275 | 1 443 | 8 588 | 9 287 |
| 42 | - Friday | 1 836 | 1 947 | 2 518 | 2 726 | 328 | 405 | 2 190 | 2 321 |
| 43 | - Saturday | 2 054 | 2 236 | 2 920 | 3 286 | 406 | 479 | 2 514 | 2 807 |
| 44 | - Sunday | 1 795 | 2 019 | 2 733 | 2 963 | 420 | 427 | 2 313 | 2 536 |
| 5 | By light condition: | | | | | | | | |
| 51 | - Daylight | 7 358 | 6 650 | 10 066 | 10 590 | 1 184 | 1 249 | 8 882 | 9 341 |
| 52 | - Twilight (or unknown) | 2 514 | 2 593 | 3 451 | 3 423 | 422 | 454 | 3 029 | 2 969 |
| 53 | - Darkness | 3 085 | 4 770 | 4 522 | 5 692 | 804 | 1 051 | 3 718 | 4 641 |
| 6 | By road condition: | | | | | | | | |
| 61 | - Dry road surface | 9 637 | 10 435 | 13 388 | 15 655 | 1 851 | 2 247 | 11 537 | 13 408 |
| 62 | - Other (wet, icy, etc.) | 3 320 | 3 578 | 4 657 | 4 050 | 559 | 507 | 4 098 | 3 543 |

Kyrgyzstan - Kirghizistan - Кыргызстан

| | | | | | | | | | |
|-----|---------------------------|-------|-------|-------|-------|-----|-----|-------|-------|
| 1 | All accidents - Total | 2 966 | 3 380 | 4 286 | 4 988 | 725 | 897 | 3 561 | 4 091 |
| 2 | By location: | | | | | | | | |
| 21 | - Motorways | (a) | (a) | (a) | (a) | (a) | (a) | (a) | (a) |
| 22 | - Inside built-up areas | 1 681 | 1 825 | 2 126 | 2 340 | 253 | 314 | 1 873 | 2 026 |
| 23 | - Outside built-up areas | 1 285 | 1 555 | 2 160 | 2 648 | 472 | 583 | 1 688 | 2 065 |
| 3 | By month: | | | | | | | | |
| 301 | - January | 176 | 216 | 246 | 323 | 37 | 71 | 209 | 252 |
| 302 | - February | 153 | 223 | 207 | 299 | 36 | 53 | 171 | 246 |
| 303 | - March | 229 | 221 | 304 | 294 | 58 | 47 | 246 | 247 |
| 304 | - April | 215 | 211 | 304 | 295 | 31 | 41 | 273 | 254 |
| 305 | - May | 255 | 287 | 348 | 421 | 50 | 76 | 298 | 345 |
| 306 | - June | 220 | 235 | 326 | 375 | 49 | 40 | 277 | 335 |
| 307 | - July | 261 | 332 | 386 | 541 | 62 | 102 | 324 | 439 |
| 308 | - August | 302 | 330 | 490 | 510 | 91 | 91 | 399 | 419 |
| 309 | - September | 273 | 327 | 389 | 445 | 66 | 85 | 323 | 360 |
| 310 | - October | 332 | 381 | 482 | 544 | 107 | 117 | 375 | 427 |
| 311 | - November | 311 | 311 | 454 | 499 | 77 | 108 | 377 | 391 |
| 312 | - December | 239 | 306 | 350 | 442 | 61 | 66 | 289 | 376 |
| 4 | By day of week: | | | | | | | | |
| 41 | - Monday through Thursday | 1 613 | 1 843 | 2 340 | 2 712 | 396 | 467 | 1 944 | 2 245 |
| 42 | - Friday | 418 | 503 | 563 | 709 | 89 | 133 | 474 | 576 |
| 43 | - Saturday | 461 | 513 | 660 | 781 | 115 | 142 | 545 | 639 |
| 44 | - Sunday | 474 | 521 | 723 | 786 | 125 | 155 | 598 | 631 |
| 5 | By light condition: | | | | | | | | |
| 51 | - Daylight | 1 407 | 1 638 | 1 925 | 2 428 | 241 | 327 | 1 684 | 2 101 |
| 52 | - Twilight (or unknown) | 1 559 | 1 742 | 2 361 | 2 560 | 484 | 570 | 1 877 | 1 990 |
| 53 | - Darkness | - | - | - | - | - | - | - | - |
| 6 | By road condition: | | | | | | | | |
| 61 | - Dry road surface | 2 922 | 3 341 | 4 202 | 4 903 | 711 | 882 | 3 491 | 4 021 |
| 62 | - Other (wet, icy, etc.) | 44 | 39 | 84 | 85 | 14 | 15 | 70 | 70 |

For note see end of table.

Voir note à la fin du tableau.

См. примечания в конце таблицы.

1. Road traffic accidents by location, time of occurrence and road condition

1. Accidents de la circulation routière selon le lieu, l'époque à laquelle ils se sont produits et les conditions de circulation

1. Дорожно-транспортные происшествия, повлекшие за собой раненых или погибших, по типу происшествия

Unit : number - Unité : nombre - Единица: Число

| Description Description Описание | Accidents Accidents Происшествия | | Persons killed or injured : total Personnes tuées ou blessées : total Погибшие или раненые: всего | | Persons killed Personnes tuées Погибшие | | Persons injured Personnes blessées Раненые | |
|--|--|------|---|------|---|------|--|------|
| | 2002 | 2003 | 2002 | 2003 | 2002 | 2003 | 2002 | 2003 |

Lithuania - Lituanie - Литва

| | | | | | | | | | |
|-----|---------------------------|-------|-------|-------|-------|-----|-----|-------|-------|
| 1 | All accidents - Total | 6 091 | 5 965 | 8 125 | 7 975 | 697 | 709 | 7 428 | 7 266 |
| 2 | By location: | | | | | | | | |
| 21 | - Motorways | 104 | 144 | 189 | 205 | 25 | 36 | 164 | 169 |
| 22 | - Inside built-up areas | 4 226 | 3 499 | 5 268 | 4 253 | 312 | 180 | 4 956 | 4 073 |
| 23 | - Outside built-up areas | 1 761 | 2 322 | 2 668 | 3 517 | 360 | 493 | 2 308 | 3 024 |
| 3 | By month: | | | | | | | | |
| 301 | - January | 344 | 384 | 423 | 481 | 33 | 43 | 390 | 438 |
| 302 | - February | 390 | 306 | 522 | 400 | 44 | 28 | 478 | 372 |
| 303 | - March | 354 | 362 | 458 | 479 | 51 | 38 | 407 | 441 |
| 304 | - April | 409 | 420 | 551 | 565 | 44 | 45 | 507 | 520 |
| 305 | - May | 621 | 551 | 843 | 752 | 59 | 69 | 784 | 683 |
| 306 | - June | 604 | 589 | 808 | 825 | 66 | 46 | 742 | 779 |
| 307 | - July | 609 | 591 | 872 | 820 | 55 | 68 | 817 | 752 |
| 308 | - August | 638 | 624 | 881 | 843 | 62 | 78 | 819 | 765 |
| 309 | - September | 624 | 532 | 870 | 698 | 73 | 68 | 797 | 630 |
| 310 | - October | 546 | 554 | 709 | 721 | 74 | 57 | 635 | 664 |
| 311 | - November | 448 | 471 | 546 | 629 | 70 | 73 | 476 | 556 |
| 312 | - December | 504 | 581 | 642 | 762 | 66 | 96 | 576 | 666 |
| 4 | By day of week: | | | | | | | | |
| 41 | - Monday through Thursday | 3 286 | 3 232 | 4 165 | 4 111 | 321 | 314 | 3 844 | 3 797 |
| 42 | - Friday | 993 | 970 | 1 284 | 1 282 | 137 | 121 | 1 147 | 1 161 |
| 43 | - Saturday | 968 | 976 | 1 407 | 1 423 | 121 | 152 | 1 286 | 1 271 |
| 44 | - Sunday | 844 | 787 | 1 269 | 1 159 | 118 | 122 | 1 151 | 1 037 |
| 5 | By light condition: | | | | | | | | |
| 51 | - Daylight | 3 762 | 3 715 | 4 981 | 4 895 | 305 | 303 | 4 676 | 4 592 |
| 52 | - Twilight (or unknown) | 538 | 359 | 773 | 532 | 103 | 56 | 670 | 476 |
| 53 | - Darkness | 1 791 | 1 891 | 2 371 | 2 548 | 289 | 350 | 2 082 | 2 198 |
| 6 | By road condition: | | | | | | | | |
| 61 | - Dry road surface | 4 056 | 3 716 | 5 470 | 5 021 | 460 | 445 | 5 010 | 4 576 |
| 62 | - Other (wet, icy, etc.) | 2 035 | 2 249 | 2 655 | 2 954 | 237 | 264 | 2 418 | 2 690 |

Luxembourg - Luxembourg - Люксембург

| | | | | | | | | | |
|-----|---------------------------|-----|-----|-------|-------|----|----|-------|-------|
| 1 | All accidents - Total | 771 | 720 | 1 162 | 1 105 | 62 | 53 | 1 100 | 1 052 |
| 2 | By location: | | | | | | | | |
| 21 | - Motorways | 87 | 68 | 164 | 112 | 12 | 6 | 152 | 106 |
| 22 | - Inside built-up areas | 366 | 370 | 521 | 513 | 20 | 16 | 501 | 497 |
| 23 | - Outside built-up areas | 366 | 282 | 477 | 480 | 30 | 31 | 447 | 449 |
| 3 | By month: | | | | | | | | |
| 301 | - January | 40 | 53 | 54 | 72 | 2 | 1 | 52 | 71 |
| 302 | - February | 53 | 55 | 76 | 78 | 6 | 2 | 70 | 76 |
| 303 | - March | 64 | 67 | 96 | 101 | 1 | 3 | 95 | 98 |
| 304 | - April | 68 | 58 | 103 | 97 | 3 | 3 | 100 | 94 |
| 305 | - May | 68 | 81 | 88 | 132 | 3 | 6 | 85 | 126 |
| 306 | - June | 85 | 70 | 134 | 109 | 7 | 14 | 127 | 95 |
| 307 | - July | 71 | 68 | 105 | 101 | 6 | 1 | 99 | 100 |
| 308 | - August | 56 | 53 | 88 | 75 | 7 | 6 | 81 | 69 |
| 309 | - September | 73 | 52 | 118 | 81 | 6 | 2 | 112 | 79 |
| 310 | - October | 73 | 48 | 113 | 78 | 7 | 3 | 106 | 75 |
| 311 | - November | 62 | 60 | 101 | 96 | 9 | 6 | 92 | 90 |
| 312 | - December | 58 | 55 | 86 | 85 | 5 | 6 | 81 | 79 |
| 4 | By day of week: | | | | | | | | |
| 41 | - Monday through Thursday | 425 | 377 | 621 | 539 | 30 | 24 | 591 | 515 |
| 42 | - Friday | 112 | 113 | 159 | 191 | 11 | 12 | 148 | 179 |
| 43 | - Saturday | 126 | 116 | 202 | 186 | 16 | 8 | 186 | 178 |
| 44 | - Sunday | 108 | 114 | 180 | 189 | 5 | 9 | 175 | 180 |
| 5 | By light condition: | | | | | | | | |
| 51 | - Daylight | 450 | 205 | 673 | 320 | 31 | 17 | 642 | 303 |
| 52 | - Twilight (or unknown) | 50 | 246 | 74 | 358 | 2 | 16 | 72 | 342 |
| 53 | - Darkness | 271 | 269 | 415 | 427 | 29 | 20 | 386 | 407 |
| 6 | By road condition: | | | | | | | | |
| 61 | - Dry road surface | 490 | 480 | 722 | 740 | 29 | 37 | 693 | 703 |
| 62 | - Other (wet, icy, etc.) | 281 | 240 | 440 | 365 | 33 | 16 | 407 | 349 |

For note see end of table.

Voir note à la fin du tableau.

См. примечания в конце таблицы.

1. Road traffic accidents by location, time of occurrence and road condition

1. Accidents de la circulation routière selon le lieu, l'époque à laquelle ils se sont produits et les conditions de circulation

1. Дорожно-транспортные происшествия, повлекшие за собой раненых или погибших, по типу происшествия

Unit : number - Unité : nombre - Единица: Число

| Description Description Описание | Accidents Accidents Происшествия | | Persons killed or injured : total Personnes tuées ou blessées : total Погибшие или раненые: всего | | Persons killed Personnes tuées Погибшие | | Persons injured Personnes blessées Раненые | |
|--|--|------|---|------|---|------|--|------|
| | 2002 | 2003 | 2002 | 2003 | 2002 | 2003 | 2002 | 2003 |

Malta - Malte - Мальта

| | | | | | | | | | |
|-----|----------------------------|--------|--------|-------|-------|-----|-----|-------|-------|
| 1 | All accidents - Total | 14 062 | 13 979 | 1 312 | 1 188 | 16 | 17 | 1 296 | 1 171 |
| 2 | By location: | | | | | | | | |
| 21 | - Motorways | ... | ... | - | ... | - | - | - | ... |
| 22 | - Inside built-up areas | ... | ... | ... | ... | ... | ... | ... | ... |
| 23 | - Outside built-up areas | ... | ... | ... | ... | ... | ... | ... | ... |
| 3 | By month: | | | | | | | | |
| 301 | - January | 1 128 | 1 150 | 82 | 85 | - | 4 | 82 | 81 |
| 302 | - February | 996 | 1 047 | 99 | 77 | - | 1 | 99 | 76 |
| 303 | - March | 1 183 | 1 079 | 94 | 74 | 2 | 1 | 92 | 73 |
| 304 | - April | 1 259 | 1 141 | 103 | 88 | - | - | 103 | 88 |
| 305 | - May | 1 264 | 1 258 | 124 | 100 | 4 | 2 | 120 | 98 |
| 306 | - June | 1 198 | 1 176 | 111 | 99 | 3 | 2 | 108 | 97 |
| 307 | - July | 1 359 | 1 397 | 133 | 148 | 1 | 1 | 132 | 147 |
| 308 | - August | 1 218 | 1 242 | 143 | 141 | 1 | - | 142 | 139 |
| 309 | - September | 1 036 | 998 | 103 | 69 | 3 | 1 | 100 | 68 |
| 310 | - October | 1 083 | 1 106 | 125 | 98 | - | - | 125 | 98 |
| 311 | - November | 1 111 | 1 119 | 104 | 99 | 2 | 1 | 102 | 98 |
| 312 | - December | 1 227 | 1 266 | 91 | 110 | - | 2 | 91 | 108 |
| 4 | By day of week: | | | | | | | | |
| 41 | - Monday through Thursday | ... | ... | ... | 593 | ... | 8 | ... | 585 |
| 42 | - Friday | ... | ... | ... | 169 | ... | 1 | ... | 168 |
| 43 | - Saturday | ... | ... | ... | 227 | ... | 4 | ... | 223 |
| 44 | - Sunday | ... | ... | ... | 199 | ... | 4 | ... | 195 |
| 5 | By light condition: | | | | | | | | |
| 51 | - Daylight | ... | ... | ... | ... | ... | ... | ... | ... |
| 52 | - Twilight (or unknown) | ... | ... | ... | ... | ... | ... | ... | ... |
| 53 | - Darkness | ... | ... | ... | ... | ... | ... | ... | ... |
| 6 | By road condition: | | | | | | | | |
| 61 | - Dry road surface | ... | ... | ... | ... | ... | ... | ... | ... |
| 62 | - Other (wet, icy, etc.) | ... | ... | ... | ... | ... | ... | ... | ... |

Netherlands - Pays-Bas - Нидерланды

| | | | | | | | | | |
|-----|----------------------------|--------|--------|--------|--------|-------|-------|--------|--------|
| 1 | All accidents - Total | 33 538 | 31 635 | 41 669 | 39 004 | 1 066 | 1 088 | 40 682 | 37 976 |
| 2 | By location: | | | | | | | | |
| 21 | - Motorways | 3 946 | 3 712 | 5 600 | 5 246 | 153 | 177 | 5 447 | 5 069 |
| 22 | - Inside built-up areas | 21 599 | 20 178 | 25 323 | 23 521 | 339 | 342 | 24 984 | 23 179 |
| 23 | - Outside built-up areas | 7 993 | 7 745 | 10 746 | 10 237 | 495 | 509 | 10 251 | 9 728 |
| 3 | By month: | | | | | | | | |
| 301 | - January | 2 552 | 2 523 | 3 150 | 3 163 | 79 | 101 | 3 071 | 3 062 |
| 302 | - February | 2 467 | 2 131 | 3 067 | 2 639 | 83 | 69 | 2 984 | 2 570 |
| 303 | - March | 2 716 | 2 593 | 3 430 | 3 176 | 87 | 97 | 3 343 | 3 079 |
| 304 | - April | 2 853 | 2 685 | 3 526 | 3 310 | 95 | 80 | 3 431 | 3 230 |
| 305 | - May | 2 973 | 2 900 | 3 728 | 3 573 | 82 | 82 | 3 646 | 3 491 |
| 306 | - June | 3 150 | 3 063 | 3 992 | 3 789 | 94 | 115 | 3 898 | 3 674 |
| 307 | - July | 2 586 | 2 465 | 3 271 | 3 063 | 98 | 104 | 3 173 | 2 959 |
| 308 | - August | 2 830 | 2 622 | 3 577 | 3 325 | 91 | 107 | 3 486 | 3 218 |
| 309 | - September | 3 254 | 3 031 | 3 974 | 3 674 | 94 | 90 | 3 880 | 3 584 |
| 310 | - October | 3 060 | 2 806 | 3 749 | 3 439 | 91 | 82 | 3 658 | 3 357 |
| 311 | - November | 2 806 | 2 578 | 3 422 | 3 172 | 94 | 90 | 3 328 | 3 082 |
| 312 | - December | 2 291 | 2 238 | 2 783 | 2 681 | 78 | 71 | 2 705 | 2 610 |
| 4 | By day of week: | | | | | | | | |
| 41 | - Monday through Thursday | 20 194 | 19 025 | 24 411 | 22 998 | 555 | 571 | 23 856 | 22 427 |
| 42 | - Friday | 5 453 | 5 185 | 6 725 | 6 236 | 174 | 171 | 6 551 | 6 065 |
| 43 | - Saturday | 4 459 | 4 233 | 5 823 | 5 420 | 171 | 187 | 5 652 | 5 233 |
| 44 | - Sunday | 3 432 | 3 192 | 44 710 | 4 350 | 166 | 159 | 4 544 | 4 191 |
| 5 | By light condition: | | | | | | | | |
| 51 | - Daylight | 24 708 | 23 655 | 30 395 | 28 765 | 586 | 650 | 29 809 | 28 115 |
| 52 | - Twilight (or unknown) | 1 275 | 1 125 | 1 548 | 1 414 | 46 | 47 | 1 502 | 1 367 |
| 53 | - Darkness | 7 555 | 6 855 | 9 726 | 8 825 | 355 | 331 | 9 371 | 8 494 |
| 6 | By road condition: | | | | | | | | |
| 61 | - Dry road surface | 28 110 | 27 775 | 34 907 | 34 248 | 830 | 909 | 34 077 | 33 339 |
| 62 | - Other (wet, icy, etc.) | 5 428 | 3 860 | 6 762 | 4 756 | 157 | 119 | 6 605 | 4 637 |

For note see end of table.

Voir note à la fin du tableau.

См. примечания в конце таблицы.

1. Road traffic accidents by location, time of occurrence and road condition

1. Accidents de la circulation routière selon le lieu, l'époque à laquelle ils se sont produits et les conditions de circulation

1. Дорожно-транспортные происшествия, повлекшие за собой раненых или погибших, по типу происшествия

Unit : number - Unité : nombre - Единица : Число

| Description Description Описание | Accidents Accidents Происшествия | | Persons killed or injured : total Personnes tuées ou blessées : total Погибшие или раненые: всего | | Persons killed Personnes tuées Погибшие | | Persons injured Personnes blessées Раненые | |
|--|--|------|---|------|---|------|--|------|
| | 2002 | 2003 | 2002 | 2003 | 2002 | 2003 | 2002 | 2003 |

Norway - Norvège - Норвегия

| | | | | | | | | | |
|-----|---------------------------|-------|-------|--------|--------|-----|-----|--------|--------|
| 1 | All accidents - Total | 8 724 | 8 266 | 12 705 | 12 131 | 310 | 280 | 12 395 | 11 851 |
| 2 | By location: | | | | | | | | |
| 21 | - Motorways | ... | ... | ... | ... | ... | ... | ... | ... |
| 22 | - Inside built-up areas | 1 676 | 1 643 | 2 131 | 2 182 | 33 | 28 | 2 098 | 2 154 |
| 23 | - Outside built-up areas | ... | ... | ... | ... | ... | ... | ... | ... |
| 3 | By month: | | | | | | | | |
| 301 | - January | 685 | 576 | 1 011 | 863 | 36 | 15 | 975 | 848 |
| 302 | - February | 640 | 509 | 928 | 785 | 20 | 16 | 908 | 769 |
| 303 | - March | 590 | 615 | 892 | 917 | 14 | 18 | 878 | 899 |
| 304 | - April | 593 | 591 | 850 | 865 | 17 | 25 | 833 | 840 |
| 305 | - May | 823 | 677 | 1 174 | 996 | 36 | 27 | 1 138 | 969 |
| 306 | - June | 935 | 805 | 1 363 | 1 126 | 30 | 15 | 1 333 | 1 111 |
| 307 | - July | 748 | 761 | 1 097 | 1 130 | 25 | 33 | 1 072 | 1 097 |
| 308 | - August | 930 | 861 | 1 310 | 1 231 | 28 | 29 | 1 282 | 1 202 |
| 309 | - September | 861 | 796 | 1 189 | 1 135 | 26 | 23 | 1 163 | 1 112 |
| 310 | - October | 755 | 731 | 1 120 | 1 076 | 30 | 22 | 1 090 | 1 054 |
| 311 | - November | 557 | 647 | 819 | 941 | 19 | 29 | 800 | 912 |
| 312 | - December | 607 | 697 | 952 | 1 066 | 29 | 28 | 923 | 1 038 |
| 4 | By day of week: | | | | | | | | |
| 41 | - Monday through Thursday | 5 005 | 4 771 | 7 003 | 6 750 | 150 | 141 | 6 853 | 6 609 |
| 42 | - Friday | 1 523 | 1 355 | 2 229 | 1 972 | 46 | 45 | 2 183 | 1 927 |
| 43 | - Saturday | 1 145 | 1 116 | 1 767 | 1 764 | 54 | 43 | 1 713 | 1 721 |
| 44 | - Sunday | 1 051 | 1 024 | 1 706 | 1 645 | 60 | 51 | 1 646 | 1 594 |
| 5 | By light condition: | | | | | | | | |
| 51 | - Daylight | 5 983 | 5 528 | 8 607 | 8 035 | 181 | 161 | 8 426 | 7 874 |
| 52 | - Twilight (or unknown) | 426 | 427 | 625 | 629 | 22 | 25 | 603 | 604 |
| 53 | - Darkness | 1 980 | 2 053 | 3 003 | 3 111 | 99 | 85 | 2 904 | 3 026 |
| 6 | By road condition: | | | | | | | | |
| 61 | - Dry road surface | 4 752 | 4 494 | 6 797 | 6 499 | 170 | 153 | 6 627 | 6 346 |
| 62 | - Other (wet, icy, etc.) | 3 972 | 3 772 | 5 908 | 5 632 | 140 | 127 | 5 768 | 5 505 |

Poland - Pologne - Польша

| | | | | | | | | | |
|-----|---------------------------|--------|--------|--------|--------|-------|-------|--------|--------|
| 1 | All accidents - Total | 53 559 | 51 078 | 73 325 | 69 540 | 5 827 | 5 640 | 67 498 | 63 900 |
| 2 | By location: | | | | | | | | |
| 21 | - Motorways | 238 | 219 | 380 | 390 | 41 | 37 | 339 | 353 |
| 22 | - Inside built-up areas | 38 652 | 36 912 | 49 140 | 46 801 | 2 762 | 2 654 | 46 378 | 44 147 |
| 23 | - Outside built-up areas | 14 907 | 14 166 | 24 176 | 22 739 | 3 065 | 2 986 | 21 111 | 19 753 |
| 3 | By month: | | | | | | | | |
| 301 | - January | 2 786 | 3 501 | 3 731 | 4 717 | 310 | 383 | 3 421 | 4 334 |
| 302 | - February | 3 823 | 2 777 | 5 144 | 3 748 | 433 | 246 | 4 711 | 3 502 |
| 303 | - March | 3 947 | 3 065 | 5 356 | 4 214 | 432 | 349 | 4 924 | 3 865 |
| 304 | - April | 3 951 | 3 516 | 5 448 | 4 786 | 396 | 360 | 5 052 | 4 426 |
| 305 | - May | 5 008 | 4 600 | 6 852 | 6 165 | 467 | 415 | 6 385 | 5 750 |
| 306 | - June | 5 078 | 4 922 | 7 063 | 6 710 | 491 | 483 | 6 572 | 6 227 |
| 307 | - July | 4 893 | 4 924 | 6 985 | 6 999 | 517 | 564 | 6 468 | 6 435 |
| 308 | - August | 5 034 | 4 915 | 7 240 | 6 974 | 561 | 555 | 6 679 | 6 419 |
| 309 | - September | 4 926 | 4 871 | 6 718 | 6 569 | 516 | 573 | 6 202 | 5 996 |
| 310 | - October | 5 479 | 4 939 | 7 358 | 6 653 | 662 | 625 | 6 696 | 6 028 |
| 311 | - November | 4 612 | 4 363 | 6 105 | 5 836 | 554 | 541 | 5 551 | 5 295 |
| 312 | - December | 4 022 | 4 685 | 5 325 | 6 169 | 488 | 546 | 4 837 | 5 623 |
| 4 | By day of week: | | | | | | | | |
| 41 | - Monday through Thursday | 29 783 | 28 677 | 39 087 | 37 470 | 3 061 | 2 880 | 36 026 | 34 590 |
| 42 | - Friday | 8 656 | 8 574 | 11 622 | 11 382 | 898 | 961 | 10 724 | 10 421 |
| 43 | - Saturday | 8 298 | 7 529 | 11 840 | 10 802 | 940 | 919 | 10 900 | 9 883 |
| 44 | - Sunday | 6 822 | 6 298 | 10 776 | 9 886 | 928 | 880 | 9 848 | 9 006 |
| 5 | By light condition: | | | | | | | | |
| 51 | - Daylight | 35 015 | 33 875 | 47 498 | 45 686 | 2 807 | 2 784 | 44 691 | 42 900 |
| 52 | - Twilight (or unknown) | 4 012 | 3 660 | 5 608 | 5 070 | 576 | 518 | 5 032 | 4 552 |
| 53 | - Darkness | 14 529 | 13 543 | 20 216 | 18 784 | 2 444 | 2 338 | 17 772 | 16 446 |
| 6 | By road condition: | | | | | | | | |
| 61 | - Dry road surface | 35 850 | 34 722 | 48 340 | 46 374 | 3 819 | 3 790 | 44 521 | 42 584 |
| 62 | - Other (wet, icy, etc.) | 17 627 | 16 356 | 24 885 | 23 166 | 1 991 | 1 850 | 22 894 | 21 316 |

For note see end of table.

Voir note à la fin du tableau.

См. примечания в конце таблицы.

1. Road traffic accidents by location, time of occurrence and road condition

1. Accidents de la circulation routière selon le lieu, l'époque à laquelle ils se sont produits et les conditions de circulation

1. Дорожно-транспортные происшествия, повлекшие за собой раненых или погибших, по типу происшествия

Unit : number - Unité : nombre - Единица : Число

| Description Description Описание | Accidents Accidents Происшествия | | Persons killed or injured : total Personnes tuées ou blessées : total Погибшие или раненые: всего | | Persons killed Personnes tuées Погибшие | | Persons injured Personnes blessées Раненые | |
|--|--|------|---|------|---|------|--|------|
| | 2002 | 2003 | 2002 | 2003 | 2002 | 2003 | 2002 | 2003 |

Portugal - Portugal - Португалия 1)

| | | | | | | | | | |
|-----|---------------------------|--------|--------|--------|--------|-------|-------|--------|--------|
| 1 | All accidents - Total | 42 219 | 41 495 | 58 054 | 56 614 | 1 469 | 1 356 | 56 585 | 55 258 |
| 2 | By location: | | | | | | | | |
| 21 | - Motorways | ... | 2 076 | ... | 3 323 | ... | 111 | ... | 3 212 |
| 22 | - Inside built-up areas | 27 983 | 27 983 | ... | 36 076 | ... | 578 | ... | 35 498 |
| 23 | - Outside built-up areas | ... | 11 436 | ... | 17 215 | ... | 667 | ... | 16 548 |
| 3 | By month: | | | | | | | | |
| 301 | - January | 3 239 | 3 252 | 4 354 | 4 304 | 103 | 110 | 4 251 | 4 194 |
| 302 | - February | 3 083 | 2 935 | 4 189 | 3 825 | 119 | 84 | 4 070 | 3 741 |
| 303 | - March | 3 537 | 3 250 | 4 917 | 4 334 | 150 | 104 | 4 767 | 4 230 |
| 304 | - April | 3 272 | 3 267 | 4 403 | 4 530 | 124 | 107 | 4 279 | 4 423 |
| 305 | - May | 3 610 | 3 609 | 4 881 | 4 874 | 110 | 119 | 4 771 | 4 755 |
| 306 | - June | 3 624 | 3 686 | 5 038 | 5 184 | 106 | 110 | 4 932 | 5 074 |
| 307 | - July | 3 982 | 3 726 | 5 558 | 5 109 | 157 | 122 | 5 401 | 4 987 |
| 308 | - August | 3 961 | 4 159 | 5 729 | 6 051 | 130 | 138 | 5 599 | 5 913 |
| 309 | - September | 3 516 | 3 557 | 4 884 | 4 798 | 124 | 124 | 4 760 | 4 674 |
| 310 | - October | 3 449 | 3 611 | 4 613 | 4 889 | 118 | 122 | 4 495 | 4 767 |
| 311 | - November | 3 465 | 3 114 | 4 726 | 4 192 | 105 | 101 | 4 621 | 4 091 |
| 312 | - December | 3 481 | 3 329 | 4 762 | 4 524 | 123 | 115 | 4 639 | 4 409 |
| 4 | By day of week: | | | | | | | | |
| 41 | - Monday through Thursday | ... | 22 941 | ... | 29 997 | ... | 662 | ... | 29 335 |
| 42 | - Friday | ... | 6 269 | ... | 8 352 | ... | 193 | ... | 8 159 |
| 43 | - Saturday | ... | 6 390 | ... | 9 183 | ... | 234 | ... | 8 949 |
| 44 | - Sunday | ... | 5 895 | ... | 9 082 | ... | 267 | ... | 8 815 |
| 5 | By light condition: | | | | | | | | |
| 51 | - Daylight | ... | 29 319 | ... | 39 285 | ... | 798 | ... | 38 487 |
| 52 | - Twilight (or unknown) | ... | 134 | ... | 160 | ... | 4 | ... | 156 |
| 53 | - Darkness | ... | 12 042 | ... | 17 169 | ... | 554 | ... | 16 615 |
| 6 | By road condition: | | | | | | | | |
| 61 | - Dry road surface | ... | 31 095 | ... | 41 660 | ... | 1 020 | ... | 40 640 |
| 62 | - Other (wet, icy, etc.) | ... | 10 400 | ... | 14 954 | ... | 336 | ... | 14 618 |

Republic of Moldova - République de Moldova - Республика Молдова

| | | | | | | | | | |
|-----|---------------------------|-------|-------|-------|-------|-----|-----|-------|-------|
| 1 | All accidents - Total | 2 899 | 2 672 | 3 917 | 3 641 | 412 | 425 | 3 505 | 3 216 |
| 2 | By location: | | | | | | | | |
| 21 | - Motorways | 150 | 82 | 256 | 147 | 43 | 37 | 213 | 110 |
| 22 | - Inside built-up areas | 2 059 | 2 335 | 2 626 | 3 063 | 201 | 290 | 2 425 | 2 773 |
| 23 | - Outside built-up areas | 690 | 255 | 1 035 | 431 | 168 | 98 | 867 | 333 |
| 3 | By month: | | | | | | | | |
| 301 | - January | 143 | 141 | 182 | 213 | 18 | 27 | 164 | 186 |
| 302 | - February | 137 | 112 | 169 | 131 | 13 | 17 | 156 | 114 |
| 303 | - March | 224 | 128 | 297 | 185 | 28 | 21 | 269 | 164 |
| 304 | - April | 226 | 176 | 292 | 227 | 30 | 16 | 262 | 211 |
| 305 | - May | 248 | 230 | 336 | 318 | 39 | 43 | 297 | 275 |
| 306 | - June | 232 | 247 | 323 | 337 | 28 | 30 | 295 | 307 |
| 307 | - July | 248 | 203 | 335 | 284 | 44 | 30 | 291 | 254 |
| 308 | - August | 298 | 285 | 396 | 416 | 52 | 46 | 344 | 370 |
| 309 | - September | 313 | 280 | 428 | 371 | 28 | 39 | 400 | 332 |
| 310 | - October | 336 | 286 | 463 | 400 | 49 | 55 | 414 | 345 |
| 311 | - November | 272 | 313 | 375 | 396 | 38 | 50 | 337 | 346 |
| 312 | - December | 222 | 271 | 321 | 363 | 45 | 51 | 276 | 312 |
| 4 | By day of week: | | | | | | | | |
| 41 | - Monday through Thursday | 1 596 | 1 516 | 2 160 | 2 083 | 213 | 224 | 1 947 | 1 859 |
| 42 | - Friday | 427 | 364 | 560 | 490 | 62 | 67 | 498 | 423 |
| 43 | - Saturday | 453 | 410 | 604 | 529 | 58 | 61 | 546 | 468 |
| 44 | - Sunday | 423 | 382 | 593 | 539 | 79 | 73 | 514 | 466 |
| 5 | By light condition: | | | | | | | | |
| 51 | - Daylight | 1 768 | 1 561 | 2 243 | 2 060 | 198 | 198 | 2 045 | 1 862 |
| 52 | - Twilight (or unknown) | 122 | 75 | 166 | 109 | 20 | 20 | 146 | 89 |
| 53 | - Darkness | 1 009 | 1 036 | 1 508 | 1 472 | 194 | 207 | 1 314 | 1 265 |
| 6 | By road condition: | | | | | | | | |
| 61 | - Dry road surface | 2 603 | 2 308 | 3 511 | 3 133 | 368 | 369 | 3 143 | 2 764 |
| 62 | - Other (wet, icy, etc.) | 296 | 364 | 406 | 508 | 44 | 56 | 362 | 452 |

For note see end of table.

Voir note à la fin du tableau.

См. примечания в конце таблицы.

1. Road traffic accidents by location, time of occurrence and road condition

1. Accidents de la circulation routière selon le lieu, l'époque à laquelle ils se sont produits et les conditions de circulation

1. Дорожно-транспортные происшествия, повлекшие за собой раненых или погибших, по типу происшествия

Unit : number - Unité : nombre - Единица: Число

| Description Description Описание | Accidents Accidents Происшествия | | Persons killed or injured : total Personnes tuées ou blessées : total Погибшие или раненые: всего | | Persons killed Personnes tuées Погибшие | | Persons injured Personnes blessées Раненые | |
|--|--|------|---|------|---|------|--|------|
| | 2002 | 2003 | 2002 | 2003 | 2002 | 2003 | 2002 | 2003 |

Romania - Roumanie - Румыния

| | | | | | | | | | |
|-----|---------------------------|-------|-------|-------|-------|-------|-------|-------|-------|
| 1 | All accidents - Total | 7 047 | 6 654 | 8 175 | 7 773 | 2 398 | 2 235 | 5 777 | 5 538 |
| 2 | By location: | | | | | | | | |
| 21 | - Motorways | 56 | 26 | 66 | 35 | 28 | 20 | 38 | 15 |
| 22 | - Inside built-up areas | 6 083 | 5 354 | 6 880 | 6 047 | 1 916 | 1 569 | 4 964 | 4 478 |
| 23 | - Outside built-up areas | 908 | 1 274 | 1 229 | 1 691 | 454 | 646 | 775 | 1 045 |
| 3 | By month: | | | | | | | | |
| 301 | - January | 439 | 478 | 514 | 582 | 158 | 139 | 356 | 443 |
| 302 | - February | 447 | 347 | 502 | 396 | 146 | 108 | 356 | 288 |
| 303 | - March | 518 | 399 | 580 | 445 | 167 | 136 | 413 | 309 |
| 304 | - April | 495 | 476 | 552 | 562 | 180 | 150 | 372 | 412 |
| 305 | - May | 594 | 515 | 694 | 588 | 190 | 169 | 504 | 419 |
| 306 | - June | 576 | 581 | 677 | 688 | 193 | 198 | 484 | 490 |
| 307 | - July | 620 | 599 | 750 | 713 | 209 | 204 | 541 | 509 |
| 308 | - August | 648 | 691 | 761 | 798 | 251 | 222 | 510 | 576 |
| 309 | - September | 678 | 678 | 809 | 780 | 265 | 248 | 544 | 532 |
| 310 | - October | 775 | 702 | 886 | 843 | 265 | 280 | 621 | 563 |
| 311 | - November | 667 | 682 | 760 | 770 | 207 | 241 | 553 | 529 |
| 312 | - December | 590 | 506 | 690 | 608 | 167 | 140 | 523 | 468 |
| 4 | By day of week: | | | | | | | | |
| 41 | - Monday through Thursday | 4 028 | 3 726 | 4 613 | 4 250 | 1 310 | 1 189 | 3 303 | 3 061 |
| 42 | - Friday | 1 046 | 1 065 | 1 191 | 1 229 | 343 | 342 | 848 | 887 |
| 43 | - Saturday | 1 005 | 1 031 | 1 190 | 1 263 | 380 | 370 | 810 | 893 |
| 44 | - Sunday | 968 | 832 | 1 181 | 1 031 | 365 | 334 | 816 | 697 |
| 5 | By light condition: | | | | | | | | |
| 51 | - Daylight | 4 228 | 4 293 | 4 955 | 4 999 | 1 200 | 1 248 | 3 755 | 3 751 |
| 52 | - Twilight (or unknown) | 375 | 347 | 479 | 454 | 190 | 188 | 289 | 266 |
| 53 | - Darkness | 2 444 | 2 014 | 2 741 | 2 320 | 1 008 | 799 | 1 733 | 1 521 |
| 6 | By road condition: | | | | | | | | |
| 61 | - Dry road surface | 6 828 | 6 388 | 7 866 | 7 457 | 2 290 | 2 135 | 5 576 | 5 322 |
| 62 | - Other (wet, icy, etc.) | 219 | 266 | 309 | 316 | 108 | 100 | 201 | 216 |

Russian Federation - Fédération de Russie - Российская Федерация

| | | | | | | | | | |
|-----|---------------------------|---------|---------|---------|---------|--------|--------|---------|---------|
| 1 | All accidents - Total | 184 365 | 204 267 | 248 921 | 279 521 | 33 243 | 35 602 | 215 678 | 243 919 |
| 2 | By location: | | | | | | | | |
| 21 | - Motorways | 20 576 | 23 037 | 33 633 | 38 606 | 7 276 | 8 033 | 26 357 | 30 573 |
| 22 | - Inside built-up areas | 131 653 | 145 640 | 163 428 | 182 965 | 16 344 | 17 429 | 147 084 | 165 536 |
| 23 | - Outside built-up areas | 32 136 | 35 590 | 51 860 | 57 950 | 9 623 | 10 140 | 42 237 | 47 810 |
| 3 | By month: | | | | | | | | |
| 301 | - January | 9 669 | 10 378 | 12 461 | 13 789 | 1 697 | 1 769 | 10 764 | 12 020 |
| 302 | - February | 9 675 | 9 377 | 12 552 | 12 156 | 1 753 | 1 411 | 10 799 | 10 745 |
| 303 | - March | 10 706 | 10 955 | 13 838 | 14 316 | 1 924 | 1 757 | 11 914 | 12 559 |
| 304 | - April | 11 922 | 13 017 | 15 581 | 17 418 | 1 927 | 2 090 | 13 654 | 15 328 |
| 305 | - May | 15 124 | 17 344 | 20 465 | 23 837 | 2 476 | 2 723 | 17 989 | 21 114 |
| 306 | - June | 16 214 | 18 763 | 22 416 | 26 494 | 2 699 | 3 093 | 19 717 | 23 401 |
| 307 | - July | 19 108 | 21 838 | 27 137 | 31 098 | 3 522 | 3 789 | 23 615 | 27 309 |
| 308 | - August | 21 033 | 23 774 | 29 751 | 34 252 | 4 106 | 4 446 | 25 645 | 29 806 |
| 309 | - September | 20 036 | 21 637 | 27 199 | 29 474 | 3 818 | 4 063 | 23 381 | 25 411 |
| 310 | - October | 19 508 | 22 250 | 25 764 | 30 069 | 3 762 | 4 136 | 22 002 | 25 933 |
| 311 | - November | 16 096 | 17 809 | 21 293 | 23 770 | 2 989 | 3 349 | 18 304 | 20 421 |
| 312 | - December | 15 274 | 17 125 | 20 464 | 22 848 | 2 570 | 2 976 | 17 894 | 19 872 |
| 4 | By day of week: | | | | | | | | |
| 41 | - Monday through Thursday | 99 776 | 108 498 | 131 323 | 144 094 | 17 366 | 17 929 | 113 957 | 126 165 |
| 42 | - Friday | 28 598 | 31 886 | 37 831 | 42 969 | 5 055 | 5 617 | 32 776 | 37 352 |
| 43 | - Saturday | 29 293 | 33 111 | 41 032 | 47 276 | 5 645 | 6 193 | 35 387 | 41 083 |
| 44 | - Sunday | 26 698 | 30 772 | 38 735 | 45 182 | 5 177 | 5 863 | 33 558 | 39 319 |
| 5 | By light condition: | | | | | | | | |
| 51 | - Daylight | 107 413 | 119 550 | 144 566 | 162 795 | 15 529 | 16 414 | 129 037 | 146 381 |
| 52 | - Twilight (or unknown) | 4 | 4 | 4 | 4 | 3 | 4 | 1 | - |
| 53 | - Darkness | 76 948 | 84 713 | 104 351 | 116 722 | 17 711 | 19 184 | 86 640 | 97 538 |
| 6 | By road condition: | | | | | | | | |
| 61 | - Dry road surface | 119 019 | 133 540 | 161 833 | 183 734 | 22 267 | 24 195 | 139 566 | 159 539 |
| 62 | - Other (wet, icy, etc.) | 65 346 | 70 727 | 87 088 | 95 787 | 10 976 | 11 407 | 76 112 | 84 380 |

For note see end of table.

Voir note à la fin du tableau.

См. примечания в конце таблицы.

1. Road traffic accidents by location, time of occurrence and road condition

1. Accidents de la circulation routière selon le lieu, l'époque à laquelle ils se sont produits et les conditions de circulation

1. Дорожно-транспортные происшествия, повлекшие за собой раненых или погибших, по типу происшествия

Unit : number - Unité : nombre - Единица: Число

| Description Description Описание | Accidents Accidents Происшествия | | Persons killed or injured : total Personnes tuées ou blessées : total Погибшие или раненые: всего | | Persons killed Personnes tuées Погибшие | | Persons injured Personnes blessées Раненые | |
|--|--|------|---|------|---|------|--|------|
| | 2002 | 2003 | 2002 | 2003 | 2002 | 2003 | 2002 | 2003 |

Slovakia - Slovaquie - Словакия

| | | | | | | | | | |
|-----|---------------------------|-------|-------|--------|--------|-----|-----|--------|--------|
| 1 | All accidents - Total | 7 866 | 8 551 | 10 873 | 11 966 | 610 | 645 | 10 263 | 11 321 |
| 2 | By location: | | | | | | | | |
| 21 | - Motorways | ... | ... | ... | ... | ... | ... | ... | ... |
| 22 | - Inside built-up areas | 5 291 | 5 775 | 6 624 | 7 450 | 268 | 305 | 6 356 | 7 145 |
| 23 | - Outside built-up areas | 2 575 | 2 776 | 4 249 | 4 516 | 342 | 340 | 3 907 | 4 176 |
| 3 | By month: | | | | | | | | |
| 301 | - January | ... | ... | 610 | 696 | 34 | 38 | 576 | 658 |
| 302 | - February | ... | ... | 636 | 594 | 33 | 35 | 603 | 559 |
| 303 | - March | ... | ... | 728 | 672 | 50 | 37 | 678 | 635 |
| 304 | - April | ... | ... | 755 | 892 | 39 | 45 | 716 | 847 |
| 305 | - May | ... | ... | 968 | 1 059 | 50 | 43 | 918 | 1 016 |
| 306 | - June | ... | ... | 1 061 | 1 260 | 57 | 57 | 1 004 | 1 203 |
| 307 | - July | ... | ... | 1 015 | 1 283 | 53 | 54 | 962 | 1 229 |
| 308 | - August | ... | ... | 1 100 | 1 419 | 64 | 83 | 1 036 | 1 336 |
| 309 | - September | ... | ... | 1 142 | 1 131 | 61 | 68 | 1 081 | 1 063 |
| 310 | - October | ... | ... | 970 | 1 052 | 52 | 73 | 918 | 979 |
| 311 | - November | ... | ... | 952 | 941 | 64 | 59 | 888 | 882 |
| 312 | - December | ... | ... | 936 | 967 | 53 | 53 | 883 | 914 |
| 4 | By day of week: | | | | | | | | |
| 41 | - Monday through Thursday | ... | ... | ... | ... | ... | ... | ... | ... |
| 42 | - Friday | ... | ... | ... | ... | ... | ... | ... | ... |
| 43 | - Saturday | ... | ... | ... | ... | ... | ... | ... | ... |
| 44 | - Sunday | ... | ... | ... | ... | ... | ... | ... | ... |
| 5 | By light condition: | | | | | | | | |
| 51 | - Daylight | 5 410 | 5 969 | 7 403 | 8 213 | 329 | 305 | 7 074 | 7 908 |
| 52 | - Twilight (or unknown) | 298 | 349 | 435 | 488 | 27 | 41 | 408 | 447 |
| 53 | - Darkness | 2 158 | 2 233 | 3 035 | 3 265 | 254 | 299 | 2 781 | 2 966 |
| 6 | By road condition: | | | | | | | | |
| 61 | - Dry road surface | 5 366 | 6 326 | 7 231 | 8 780 | 421 | 495 | 6 810 | 8 285 |
| 62 | - Other (wet, icy, etc.) | 2 500 | 2 225 | 3 642 | 3 186 | 189 | 150 | 3 453 | 3 036 |

Slovenia - Slovénie - Словения

| | | | | | | | | | |
|-----|---------------------------|--------|--------|--------|--------|-----|-----|--------|--------|
| 1 | All accidents - Total | 10 199 | 11 676 | 14 198 | 16 945 | 268 | 242 | 13 930 | 16 703 |
| 2 | By location: | | | | | | | | |
| 21 | - Motorways | 329 | 483 | 496 | 778 | 22 | 21 | 474 | 757 |
| 22 | - Inside built-up areas | 5 809 | 6 618 | 7 715 | 9 261 | 81 | 72 | 7 634 | 9 189 |
| 23 | - Outside built-up areas | 4 061 | 4 475 | 5 987 | 6 906 | 165 | 149 | 5 822 | 6 757 |
| 3 | By month: | | | | | | | | |
| 301 | - January | 645 | 694 | 885 | 1 039 | 21 | 18 | 864 | 1 021 |
| 302 | - February | 625 | 698 | 862 | 1 025 | 14 | 9 | 848 | 1 016 |
| 303 | - March | 801 | 804 | 1 119 | 1 166 | 17 | 20 | 1 102 | 1 146 |
| 304 | - April | 809 | 836 | 1 096 | 1 223 | 20 | 16 | 1 076 | 1 207 |
| 305 | - May | 875 | 1 099 | 1 223 | 1 594 | 26 | 26 | 1 197 | 1 568 |
| 306 | - June | 1 021 | 1 160 | 1 394 | 1 656 | 26 | 24 | 1 368 | 1 632 |
| 307 | - July | 979 | 1 142 | 1 382 | 1 650 | 30 | 30 | 1 352 | 1 620 |
| 308 | - August | 927 | 1 104 | 1 291 | 1 564 | 25 | 24 | 1 266 | 1 540 |
| 309 | - September | 947 | 1 141 | 1 294 | 1 641 | 26 | 20 | 1 268 | 1 621 |
| 310 | - October | 889 | 1 120 | 1 250 | 1 616 | 25 | 17 | 1 225 | 1 599 |
| 311 | - November | 857 | 886 | 1 220 | 1 307 | 18 | 14 | 1 202 | 1 293 |
| 312 | - December | 824 | 992 | 1 182 | 1 464 | 20 | 24 | 1 162 | 1 440 |
| 4 | By day of week: | | | | | | | | |
| 41 | - Monday through Thursday | 5 826 | 6 741 | 7 833 | 9 519 | 126 | 122 | 7 707 | 9 397 |
| 42 | - Friday | 1 719 | 1 944 | 2 406 | 2 761 | 55 | 33 | 2 351 | 2 728 |
| 43 | - Saturday | 1 433 | 1 596 | 2 091 | 2 456 | 40 | 42 | 2 051 | 2 414 |
| 44 | - Sunday | 1 221 | 1 396 | 1 868 | 2 209 | 47 | 45 | 1 821 | 2 164 |
| 5 | By light condition: | | | | | | | | |
| 51 | - Daylight | 8 407 | 9 550 | 11 581 | 13 711 | 196 | 177 | 11 385 | 13 534 |
| 52 | - Twilight (or unknown) | (b) | (b) | (b) | (b) | (b) | (b) | (b) | (b) |
| 53 | - Darkness | 1 792 | 2 126 | 2 617 | 3 234 | 72 | 65 | 2 545 | 3 169 |
| 6 | By road condition: | | | | | | | | |
| 61 | - Dry road surface | 6 886 | 8 474 | 9 507 | 12 209 | 194 | 180 | 9 313 | 12 029 |
| 62 | - Other (wet, icy, etc.) | 3 313 | 3 202 | 4 691 | 4 736 | 74 | 62 | 4 617 | 4 674 |

For note see end of table.

Voir note à la fin du tableau.

См. примечания в конце таблицы.

1. Road traffic accidents by location, time of occurrence and road condition

1. Accidents de la circulation routière selon le lieu, l'époque à laquelle ils se sont produits et les conditions de circulation

1. Дорожно-транспортные происшествия, повлекшие за собой раненых или погибших, по типу происшествия

Unit : number - Unité : nombre - Единица : Число

| Description Description Описание | Accidents Accidents Происшествия | | Persons killed or injured : total Personnes tuées ou blessées : total Погибшие или раненые: всего | | Persons killed Personnes tuées Погибшие | | Persons injured Personnes blessées Раненые | |
|--|--|------|---|------|---|------|--|------|
| | 2002 | 2003 | 2002 | 2003 | 2002 | 2003 | 2002 | 2003 |

Spain - Espagne - Испания

| | | | | | | | | | |
|-----|---------------------------|--------|--------|---------|---------|-------|-------|---------|---------|
| 1 | All accidents - Total | 98 433 | 99 987 | 152 264 | 156 034 | 5 347 | 5 399 | 146 917 | 150 635 |
| 2 | By location: | | | | | | | | |
| 21 | - Motorways | 3 216 | 3 686 | 5 894 | 6 819 | 330 | 370 | 5 564 | 6 449 |
| 22 | - Inside built-up areas | 53 562 | 52 420 | 73 747 | 72 082 | 912 | 919 | 72 835 | 71 163 |
| 23 | - Outside built-up areas | 41 655 | 43 881 | 72 623 | 77 133 | 4 105 | 4 110 | 68 518 | 73 023 |
| 3 | By month: | | | | | | | | |
| 301 | - January | 7 390 | 7 725 | 11 117 | 11 811 | 472 | 407 | 10 645 | 11 404 |
| 302 | - February | 7 128 | 7 044 | 10 700 | 10 643 | 377 | 380 | 10 323 | 10 263 |
| 303 | - March | 8 235 | 8 254 | 12 772 | 12 537 | 429 | 398 | 12 343 | 12 139 |
| 304 | - April | 7 895 | 8 130 | 11 653 | 12 609 | 360 | 410 | 11 293 | 12 199 |
| 305 | - May | 8 426 | 8 848 | 12 740 | 13 557 | 406 | 395 | 12 334 | 13 162 |
| 306 | - June | 8 923 | 9 197 | 13 796 | 14 172 | 471 | 490 | 13 325 | 13 682 |
| 307 | - July | 9 243 | 9 499 | 14 658 | 15 082 | 505 | 524 | 14 153 | 14 558 |
| 308 | - August | 8 292 | 8 630 | 13 944 | 14 801 | 558 | 595 | 13 386 | 14 206 |
| 309 | - September | 8 294 | 8 373 | 12 793 | 13 318 | 437 | 444 | 12 356 | 12 874 |
| 310 | - October | 8 574 | 8 491 | 13 165 | 13 068 | 448 | 435 | 12 717 | 12 633 |
| 311 | - November | 8 122 | 7 932 | 12 618 | 12 230 | 435 | 453 | 12 183 | 11 777 |
| 312 | - December | 7 911 | 7 864 | 12 308 | 12 206 | 449 | 468 | 11 859 | 11 738 |
| 4 | By day of week: | | | | | | | | |
| 41 | - Monday through Thursday | 54 340 | 54 875 | 79 529 | 81 065 | 2 571 | 2 638 | 76 958 | 78 427 |
| 42 | - Friday | 15 586 | 15 875 | 23 587 | 23 899 | 819 | 774 | 22 768 | 23 125 |
| 43 | - Saturday | 14 689 | 15 036 | 24 518 | 25 410 | 977 | 977 | 23 541 | 24 433 |
| 44 | - Sunday | 13 818 | 14 201 | 24 630 | 25 660 | 980 | 1 010 | 23 650 | 24 650 |
| 5 | By light condition: | | | | | | | | |
| 51 | - Daylight | 63 751 | 65 032 | 96 204 | 99 400 | 2 874 | 2 947 | 93 330 | 96 453 |
| 52 | - Twilight (or unknown) | 4 224 | 4 273 | 6 772 | 6 915 | 306 | 296 | 6 466 | 6 619 |
| 53 | - Darkness | 30 458 | 30 682 | 49 288 | 49 719 | 2 167 | 2 156 | 47 121 | 47 563 |
| 6 | By road condition: | | | | | | | | |
| 61 | - Dry road surface | 82 321 | 84 378 | 125 997 | 130 391 | 4 371 | 4 479 | 121 626 | 125 912 |
| 62 | - Other (wet, icy, etc.) | 16 112 | 15 609 | 26 267 | 25 643 | 976 | 920 | 25 291 | 24 723 |

Sweden - Suède - Швеция

| | | | | | | | | | |
|-----|---------------------------|--------|--------|--------|--------|-----|-----|--------|--------|
| 1 | All accidents - Total | 16 947 | 18 365 | 25 307 | 27 632 | 560 | 529 | 24 747 | 27 103 |
| 2 | By location: | | | | | | | | |
| 21 | - Motorways | 1 353 | 1 315 | 2 283 | 2 157 | 27 | 34 | 2 256 | 2 123 |
| 22 | - Inside built-up areas | 9 197 | 9 971 | 12 829 | 13 795 | 146 | 130 | 12 683 | 13 665 |
| 23 | - Outside built-up areas | 6 397 | 7 079 | 10 195 | 11 680 | 387 | 365 | 9 808 | 11 315 |
| 3 | By month: | | | | | | | | |
| 301 | - January | 1 169 | 1 292 | 1 789 | 2 005 | 40 | 31 | 1 749 | 1 974 |
| 302 | - February | 1 220 | 1 172 | 1 897 | 1 761 | 46 | 29 | 1 851 | 1 732 |
| 303 | - March | 1 115 | 1 131 | 1 724 | 1 716 | 42 | 36 | 1 682 | 1 680 |
| 304 | - April | 1 155 | 1 361 | 1 728 | 2 022 | 38 | 41 | 1 690 | 1 981 |
| 305 | - May | 1 578 | 1 616 | 2 358 | 2 432 | 51 | 43 | 2 307 | 2 389 |
| 306 | - June | 1 704 | 1 780 | 2 568 | 2 769 | 69 | 55 | 2 499 | 2 714 |
| 307 | - July | 1 486 | 1 675 | 2 261 | 2 561 | 64 | 55 | 2 197 | 2 506 |
| 308 | - August | 1 727 | 1 825 | 2 490 | 2 722 | 62 | 54 | 2 428 | 2 668 |
| 309 | - September | 1 627 | 1 717 | 2 327 | 2 438 | 34 | 42 | 2 293 | 2 396 |
| 310 | - October | 1 574 | 1 730 | 2 319 | 2 543 | 40 | 39 | 2 279 | 2 504 |
| 311 | - November | 1 307 | 1 522 | 1 934 | 2 267 | 41 | 42 | 1 893 | 2 225 |
| 312 | - December | 1 285 | 1 544 | 1 912 | 2 396 | 33 | 62 | 1 879 | 2 334 |
| 4 | By day of week: | | | | | | | | |
| 41 | - Monday through Thursday | 9 901 | 9 932 | 14 248 | 15 245 | 313 | 280 | 13 935 | 14 965 |
| 42 | - Friday | 2 746 | 2 655 | 4 125 | 4 731 | 91 | 96 | 4 034 | 4 635 |
| 43 | - Saturday | 2 287 | 2 697 | 3 658 | 4 078 | 92 | 78 | 3 566 | 4 000 |
| 44 | - Sunday | 2 013 | 3 081 | 3 276 | 3 578 | 64 | 75 | 3 212 | 3 503 |
| 5 | By light condition: | | | | | | | | |
| 51 | - Daylight | 11 232 | 11 604 | 16 773 | 17 604 | 354 | 308 | 16 419 | 17 296 |
| 52 | - Twilight (or unknown) | 1 387 | 2 248 | 2 027 | 3 149 | 52 | 67 | 1 975 | 3 082 |
| 53 | - Darkness | 4 328 | 4 513 | 6 507 | 6 879 | 154 | 154 | 6 353 | 6 725 |
| 6 | By road condition: | | | | | | | | |
| 61 | - Dry road surface | 9 796 | 10 386 | 14 543 | 15 584 | 341 | 299 | 14 202 | 15 285 |
| 62 | - Other (wet, icy, etc.) | 7 151 | 7 979 | 10 764 | 12 048 | 219 | 230 | 10 545 | 11 818 |

For note see end of table.

Voir note à la fin du tableau.

См. примечания в конце таблицы.

1. Road traffic accidents by location, time of occurrence and road condition

1. Accidents de la circulation routière selon le lieu, l'époque à laquelle ils se sont produits et les conditions de circulation

1. Дорожно-транспортные происшествия, повлекшие за собой раненых или погибших, по типу происшествия

Unit : number - Unité : nombre - Единица: Число

| Description Description Описание | Accidents Accidents Происшествия | | Persons killed or injured : total Personnes tuées ou blessées : total Погибшие или раненые: всего | | Persons killed Personnes tuées Погибшие | | Persons injured Personnes blessées Раненые | |
|--|--|------|---|------|---|------|--|------|
| | 2002 | 2003 | 2002 | 2003 | 2002 | 2003 | 2002 | 2003 |

Switzerland - Suisse - Швейцария

| | | | | | | | | | |
|-----|---------------------------|--------|--------|--------|--------|-----|-----|--------|--------|
| 1 | All accidents - Total | 23 647 | 23 840 | 30 287 | 30 644 | 513 | 546 | 29 774 | 30 098 |
| 2 | By location: | | | | | | | | |
| 21 | - Motorways | 2 322 | 2 188 | 3 408 | 3 240 | 76 | 58 | 3 332 | 3 182 |
| 22 | - Inside built-up areas | 15 092 | 15 157 | 18 274 | 18 287 | 164 | 171 | 18 110 | 18 116 |
| 23 | - Outside built-up areas | 6 233 | 6 495 | 8 605 | 9 117 | 273 | 317 | 8 332 | 8 800 |
| 3 | By month: | | | | | | | | |
| 301 | - January | 1 573 | 1 615 | 1 998 | 2 095 | 35 | 43 | 1 963 | 2 052 |
| 302 | - February | 1 469 | 1 278 | 1 918 | 1 722 | 27 | 21 | 1 891 | 1 701 |
| 303 | - March | 1 864 | 1 809 | 2 368 | 2 306 | 22 | 40 | 2 346 | 2 266 |
| 304 | - April | 1 872 | 1 967 | 2 387 | 2 580 | 41 | 42 | 2 346 | 2 538 |
| 305 | - May | 2 271 | 2 270 | 2 881 | 2 904 | 49 | 54 | 2 832 | 2 850 |
| 306 | - June | 2 381 | 2 709 | 3 025 | 3 390 | 57 | 55 | 2 968 | 3 335 |
| 307 | - July | 2 063 | 2 144 | 2 647 | 2 688 | 57 | 57 | 2 590 | 2 631 |
| 308 | - August | 2 243 | 2 336 | 2 860 | 2 990 | 45 | 57 | 2 815 | 2 933 |
| 309 | - September | 2 149 | 2 281 | 2 765 | 2 891 | 50 | 43 | 2 715 | 2 848 |
| 310 | - October | 2 037 | 1 969 | 2 610 | 2 584 | 48 | 60 | 2 562 | 2 524 |
| 311 | - November | 2 057 | 1 773 | 2 667 | 2 302 | 46 | 34 | 2 621 | 2 268 |
| 312 | - December | 1 668 | 1 689 | 2 161 | 2 192 | 36 | 40 | 2 125 | 2 152 |
| 4 | By day of week: | | | | | | | | |
| 41 | - Monday through Thursday | 13 608 | 13 831 | 16 715 | 17 224 | 259 | 279 | 16 456 | 16 945 |
| 42 | - Friday | 3 973 | 3 819 | 5 055 | 4 827 | 75 | 85 | 4 980 | 4 742 |
| 43 | - Saturday | 3 456 | 3 491 | 4 746 | 4 799 | 93 | 112 | 4 653 | 4 687 |
| 44 | - Sunday | 2 610 | 2 699 | 3 771 | 3 794 | 86 | 70 | 3 685 | 3 724 |
| 5 | By light condition: | | | | | | | | |
| 51 | - Daylight | 16 211 | 16 860 | 20 550 | 21 395 | 271 | 314 | 20 279 | 21 081 |
| 52 | - Twilight (or unknown) | 1 338 | 1 306 | 1 656 | 1 655 | 26 | 29 | 1 630 | 1 626 |
| 53 | - Darkness | 6 098 | 5 674 | 8 081 | 7 594 | 216 | 203 | 7 865 | 7 391 |
| 6 | By road condition: | | | | | | | | |
| 61 | - Dry road surface | 16 611 | 18 534 | 21 088 | 23 661 | 348 | 428 | 20 740 | 23 233 |
| 62 | - Other (wet, icy, etc.) | 7 036 | 5 306 | 9 199 | 6 983 | 165 | 118 | 9 034 | 6 865 |

The FYR of Macedonia 2)

| | | | | | | | | | |
|-----|---------------------------|-------|-------|-------|-------|-----|-----|-------|-------|
| 1 | All accidents - Total | 1 644 | 1 935 | 2 600 | 2 868 | 176 | 118 | 2 424 | 2 750 |
| 2 | By location: | | | | | | | | |
| 21 | - Motorways | ... | ... | ... | ... | ... | ... | ... | ... |
| 22 | - Inside built-up areas | 943 | 1 198 | 1 243 | 1 594 | 44 | 38 | 1 199 | 1 556 |
| 23 | - Outside built-up areas | 701 | 737 | 1 357 | 1 274 | 132 | 80 | 1 225 | 1 194 |
| 3 | By month: | | | | | | | | |
| 301 | - January | 68 | 100 | 135 | 158 | 9 | 3 | 126 | 155 |
| 302 | - February | 82 | 99 | 125 | 153 | 11 | 5 | 114 | 148 |
| 303 | - March | 102 | 165 | 155 | 252 | 6 | 8 | 149 | 244 |
| 304 | - April | 118 | 183 | 173 | 284 | 16 | 11 | 157 | 273 |
| 305 | - May | 163 | 191 | 247 | 280 | 10 | 11 | 237 | 269 |
| 306 | - June | 147 | 209 | 228 | 301 | 26 | 13 | 202 | 288 |
| 307 | - July | 153 | 218 | 241 | 315 | 15 | 16 | 226 | 299 |
| 308 | - August | 228 | 206 | 415 | 304 | 24 | 22 | 391 | 282 |
| 309 | - September | 172 | 198 | 255 | 278 | 20 | 3 | 235 | 275 |
| 310 | - October | 145 | 154 | 215 | 226 | 17 | 8 | 198 | 318 |
| 311 | - November | 139 | 123 | 222 | 177 | 12 | 14 | 210 | 163 |
| 312 | - December | 127 | 89 | 189 | 140 | 10 | 4 | 179 | 136 |
| 4 | By day of week: | | | | | | | | |
| 41 | - Monday through Thursday | 900 | 1 046 | 1 356 | 1 472 | 87 | 57 | 1 269 | 1 415 |
| 42 | - Friday | 235 | 277 | 366 | 432 | 24 | 16 | 342 | 416 |
| 43 | - Saturday | 250 | 314 | 426 | 494 | 32 | 23 | 394 | 471 |
| 44 | - Sunday | 259 | 298 | 452 | 470 | 33 | 22 | 419 | 448 |
| 5 | By light condition: | | | | | | | | |
| 51 | - Daylight | 867 | 1 047 | 1 339 | 1 487 | 96 | 51 | 1 243 | 1 436 |
| 52 | - Twilight (or unknown) | 150 | 144 | 260 | 259 | 22 | 18 | 238 | 241 |
| 53 | - Darkness | 627 | 744 | 1 001 | 1 122 | 58 | 49 | 943 | 1 073 |
| 6 | By road condition: | | | | | | | | |
| 61 | - Dry road surface | ... | ... | ... | ... | ... | ... | ... | ... |
| 62 | - Other (wet, icy, etc.) | ... | ... | ... | ... | ... | ... | ... | ... |

For note see end of table.

Voir note à la fin du tableau.

См. примечания в конце таблицы.

1. Road traffic accidents by location, time of occurrence and road condition

1. Accidents de la circulation routière selon le lieu, l'époque à laquelle ils se sont produits et les conditions de circulation

1. Дорожно-транспортные происшествия, повлекшие за собой раненых или погибших, по типу происшествия

Unit : number - Unité : nombre - Единица: Число

| Description Description Описание | Accidents Accidents Происшествия | | Persons killed or injured : total Personnes tuées ou blessées : total Погибшие или раненые: всего | | Persons killed Personnes tuées Погибшие | | Persons injured Personnes blessées Раненые | |
|--|--|---------------|---|----------------|---|--------------|--|----------------|
| | 2002 | 2003 | 2002 | 2003 | 2002 | 2003 | 2002 | 2003 |
| | Turkey - Turquie - Турция | | | | | | | |
| 1 All accidents - Total | 65 748 | 67 031 | 120 505 | 122 160 | 4 093 | 3 946 | 116 412 | 118 214 |
| 2 By location: | | | | | | | | |
| 21 - Motorways | 1 613 | 2 093 | 3 264 | 4 160 | 233 | 255 | 3 031 | 3 905 |
| 22 - Inside built-up areas | 43 697 | 45 179 | 68 355 | 70 529 | 1 478 | 1 370 | 66 877 | 69 159 |
| 23 - Outside built-up areas | 20 438 | 19 759 | 48 886 | 47 471 | 2 382 | 2 321 | 46 504 | 45 150 |
| 3 By month: | | | | | | | | |
| 301 - January | 3 461 | 4 066 | 6 484 | 6 906 | 211 | 186 | 6 273 | 6 720 |
| 302 - February | 3 899 | 3 936 | 7 166 | 7 837 | 209 | 249 | 6 957 | 7 588 |
| 303 - March | 4 344 | 3 966 | 7 462 | 6 740 | 263 | 215 | 7 199 | 6 525 |
| 304 - April | 4 544 | 4 268 | 7 781 | 7 076 | 235 | 235 | 7 546 | 6 841 |
| 305 - May | 5 756 | 5 751 | 9 757 | 9 831 | 305 | 294 | 9 452 | 9 537 |
| 306 - June | 6 107 | 6 346 | 11 042 | 11 394 | 349 | 408 | 10 693 | 10 986 |
| 307 - July | 7 027 | 7 185 | 13 624 | 13 653 | 463 | 406 | 13 161 | 13 247 |
| 308 - August | 7 278 | 7 730 | 14 343 | 15 032 | 526 | 483 | 13 817 | 14 549 |
| 309 - September | 6 467 | 6 430 | 12 096 | 11 804 | 441 | 365 | 11 655 | 11 439 |
| 310 - October | 6 328 | 6 476 | 11 318 | 11 711 | 415 | 427 | 10 903 | 11 284 |
| 311 - November | 5 095 | 5 528 | 9 016 | 10 469 | 329 | 369 | 8 687 | 10 100 |
| 312 - December | 5 442 | 5 349 | 10 416 | 9 707 | 347 | 309 | 10 069 | 9 398 |
| 4 By day of week: | | | | | | | | |
| 41 - Monday through Thursday | 36 248 | 37 159 | 64 195 | 65 547 | 2 221 | 2 030 | 61 974 | 63 517 |
| 42 - Friday | 9 503 | 9 829 | 16 863 | 17 570 | 549 | 572 | 16 314 | 16 998 |
| 43 - Saturday | 10 166 | 10 233 | 19 350 | 19 260 | 671 | 651 | 18 679 | 18 609 |
| 44 - Sunday | 9 831 | 9 810 | 20 097 | 19 783 | 652 | 693 | 19 445 | 19 090 |
| 5 By light condition: | | | | | | | | |
| 51 - Daylight | 43 233 | 43 679 | 77 582 | 78 012 | 2 363 | 2 206 | 75 219 | 75 806 |
| 52 - Twilight (or unknown) | 2 321 | 2 392 | 4 313 | 4 649 | 185 | 193 | 4 128 | 4 456 |
| 53 - Darkness | 20 194 | 20 960 | 38 610 | 39 499 | 1 545 | 1 547 | 37 065 | 37 952 |
| 6 By road condition: | | | | | | | | |
| 61 - Dry road surface | 53 799 | 55 041 | 95 495 | 97 438 | 3 310 | 3 138 | 92 185 | 94 300 |
| 62 - Other (wet, icy, etc.) | 11 949 | 11 990 | 25 010 | 24 722 | 783 | 808 | 24 227 | 23 914 |

Turkmenistan - Turkménistan - Туркменистан

| | | | | | | | | |
|--------------------------------|--------------|--------------|--------------|--------------|------------|------------|--------------|--------------|
| 1 All accidents - Total | 1 903 | 1 496 | 2 813 | 2 281 | 593 | 533 | 2 220 | 1 748 |
| 2 By location: | | | | | | | | |
| 21 - Motorways | 86 | 98 | 126 | 155 | 31 | 40 | 95 | 115 |
| 22 - Inside built-up areas | 1 242 | 952 | 1 737 | 1 393 | 327 | 305 | 1 412 | 1 088 |
| 23 - Outside built-up areas | 575 | 446 | 950 | 733 | 235 | 188 | 713 | 545 |
| 3 By month: | | | | | | | | |
| 301 - January | 130 | 129 | 182 | 212 | 35 | 36 | 147 | 176 |
| 302 - February | 93 | 119 | 135 | 180 | 26 | 37 | 109 | 143 |
| 303 - March | 136 | 106 | 202 | 172 | 51 | 30 | 151 | 142 |
| 304 - April | 123 | 103 | 173 | 159 | 37 | 39 | 135 | 120 |
| 305 - May | 122 | 93 | 184 | 132 | 40 | 31 | 144 | 101 |
| 306 - June | 151 | 103 | 220 | 146 | 48 | 42 | 171 | 104 |
| 307 - July | 197 | 118 | 299 | 218 | 54 | 63 | 245 | 155 |
| 308 - August | 215 | 142 | 324 | 205 | 77 | 53 | 247 | 152 |
| 309 - September | 196 | 140 | 299 | 214 | 57 | 47 | 242 | 167 |
| 310 - October | 217 | 167 | 320 | 251 | 73 | 66 | 246 | 185 |
| 311 - November | 185 | 135 | 257 | 196 | 62 | 47 | 195 | 150 |
| 312 - December | 138 | 141 | 220 | 195 | 33 | 42 | 188 | 153 |
| 4 By day of week: | | | | | | | | |
| 41 - Monday through Thursday | 986 | 806 | 1 485 | 1 248 | 314 | 297 | 1 169 | 952 |
| 42 - Friday | 346 | 223 | 454 | 346 | 105 | 82 | 349 | 264 |
| 43 - Saturday | 303 | 262 | 467 | 373 | 89 | 69 | 378 | 304 |
| 44 - Sunday | 268 | 205 | 409 | 313 | 85 | 85 | 324 | 228 |
| 5 By light condition: | | | | | | | | |
| 51 - Daylight | 818 | 660 | 1 254 | 950 | 266 | 176 | 987 | 775 |
| 52 - Twilight (or unknown) | 279 | 251 | 396 | 420 | 68 | 90 | 328 | 317 |
| 53 - Darkness | 806 | 585 | 1 165 | 930 | 259 | 267 | 905 | 656 |
| 6 By road condition: | | | | | | | | |
| 61 - Dry road surface | 1 432 | 1 078 | 1 997 | 1 550 | 447 | 361 | 1 642 | 1 190 |
| 62 - Other (wet, icy, etc.) | 471 | 418 | 724 | 730 | 146 | 172 | 578 | 558 |

For note see end of table.

Voir note à la fin du tableau.

См. примечания в конце таблицы.

1. Road traffic accidents by location, time of occurrence and road condition

1. Accidents de la circulation routière selon le lieu, l'époque à laquelle ils se sont produits et les conditions de circulation

1. Дорожно-транспортные происшествия, повлекшие за собой раненых или погибших, по типу происшествия

Unit : number - Unité : nombre - Единица : Число

| Description Description Описание | Accidents Accidents Происшествия | | Persons killed or injured : total Personnes tuées ou blessées : total Погибшие или раненые: всего | | Persons killed Personnes tuées Погибшие | | Persons injured Personnes blessées Раненые | |
|--|--|------|---|------|---|------|--|------|
| | 2002 | 2003 | 2002 | 2003 | 2002 | 2003 | 2002 | 2003 |

Ukraine - Ukraine - Украина

| | | | | | | | | | |
|-----|---------------------------|--------|--------|--------|--------|-------|-------|--------|--------|
| 1 | All accidents - Total | 34 488 | 42 409 | 43 898 | 54 607 | 5 982 | 7 149 | 37 916 | 47 458 |
| 2 | By location: | | | | | | | | |
| 21 | - Motorways | ... | ... | ... | ... | ... | ... | ... | ... |
| 22 | - Inside built-up areas | 24 584 | 31 546 | 29 696 | 38 262 | 3 128 | 3 914 | 26 568 | 34 348 |
| 23 | - Outside built-up areas | ... | ... | ... | ... | ... | ... | ... | ... |
| 3 | By month: | | | | | | | | |
| 301 | - January | 1 642 | 1 759 | 2 035 | 2 224 | 306 | 328 | 1 729 | 1 896 |
| 302 | - February | 2 001 | 1 660 | 2 500 | 2 030 | 397 | 286 | 2 103 | 1 744 |
| 303 | - March | 2 100 | 1 964 | 2 637 | 2 467 | 377 | 327 | 2 260 | 2 140 |
| 304 | - April | 2 549 | 2 542 | 3 203 | 3 255 | 423 | 424 | 2 780 | 2 831 |
| 305 | - May | 2 793 | 3 376 | 3 584 | 4 402 | 450 | 478 | 3 134 | 3 924 |
| 306 | - June | 2 709 | 3 648 | 3 460 | 4 793 | 405 | 575 | 3 055 | 4 218 |
| 307 | - July | 3 298 | 3 980 | 4 467 | 5 285 | 593 | 583 | 3 874 | 4 702 |
| 308 | - August | 3 605 | 4 427 | 4 724 | 5 951 | 612 | 816 | 4 112 | 5 135 |
| 309 | - September | 3 302 | 4 222 | 4 244 | 5 430 | 592 | 806 | 3 652 | 4 624 |
| 310 | - October | 3 896 | 5 402 | 4 884 | 6 805 | 708 | 918 | 4 176 | 5 887 |
| 311 | - November | 3 334 | 4 739 | 4 126 | 5 909 | 625 | 838 | 3 501 | 5 071 |
| 312 | - December | 3 259 | 4 690 | 4 043 | 6 056 | 504 | 770 | 3 539 | 5 286 |
| 4 | By day of week: | | | | | | | | |
| 41 | - Monday through Thursday | 18 792 | 23 136 | 23 596 | 29 310 | 3 203 | 3 797 | 20 393 | 25 513 |
| 42 | - Friday | 5 310 | 6 668 | 6 631 | 8 511 | 924 | 1 093 | 5 707 | 7 418 |
| 43 | - Saturday | 5 319 | 6 440 | 6 918 | 8 397 | 948 | 1 098 | 5 970 | 7 299 |
| 44 | - Sunday | 5 067 | 6 165 | 6 753 | 8 389 | 907 | 1 161 | 5 846 | 7 228 |
| 5 | By light condition: | | | | | | | | |
| 51 | - Daylight | 17 467 | 22 304 | 22 218 | 28 732 | 2 342 | 2 856 | 19 876 | 25 876 |
| 52 | - Twilight (or unknown) | (b) | (b) | (b) | (b) | (b) | (b) | (b) | (b) |
| 53 | - Darkness | 17 021 | 20 105 | 21 680 | 25 875 | 3 640 | 4 293 | 18 040 | 21 582 |
| 6 | By road condition: | | | | | | | | |
| 61 | - Dry road surface | 27 790 | 34 228 | 35 195 | 43 754 | 4 729 | 5 754 | 30 466 | 38 000 |
| 62 | - Other (wet, icy, etc.) | 6 698 | 8 181 | 8 703 | 10 853 | 1 253 | 1 395 | 7 450 | 9 458 |

United Kingdom - Royaume-Uni - Соединенное Королевство 3)

| | | | | | | | | | |
|-----|---------------------------|---------|---------|---------|---------|-------|-------|---------|---------|
| 1 | All accidents - Total | 221 751 | 214 030 | 302 605 | 290 607 | 3 431 | 3 508 | 299 174 | 287 099 |
| 2 | By location: | | | | | | | | |
| 21 | - Motorways | 8 942 | 8 746 | 14 270 | 14 029 | 224 | 217 | 14 046 | 13 812 |
| 22 | - Inside built-up areas | 161 236 | 154 995 | 208 935 | 199 499 | 1 369 | 1 378 | 207 566 | 198 121 |
| 23 | - Outside built-up areas | 51 573 | 50 289 | 79 400 | 77 079 | 1 838 | 1 913 | 77 562 | 75 166 |
| 3 | By month: | | | | | | | | |
| 301 | - January | 17 469 | 17 507 | 23 634 | 23 590 | 238 | 271 | 23 396 | 23 319 |
| 302 | - February | 17 199 | 16 096 | 23 355 | 21 835 | 233 | 274 | 23 122 | 21 561 |
| 303 | - March | 17 506 | 16 656 | 23 848 | 22 369 | 299 | 295 | 23 549 | 22 074 |
| 304 | - April | 17 437 | 16 511 | 23 364 | 22 407 | 247 | 262 | 23 117 | 22 145 |
| 305 | - May | 18 654 | 17 891 | 25 435 | 24 477 | 274 | 264 | 25 161 | 24 213 |
| 306 | - June | 17 166 | 18 062 | 23 604 | 24 360 | 263 | 305 | 23 341 | 24 055 |
| 307 | - July | 18 898 | 18 741 | 25 947 | 25 396 | 285 | 299 | 25 662 | 25 097 |
| 308 | - August | 17 811 | 17 394 | 24 697 | 23 964 | 308 | 366 | 24 389 | 23 598 |
| 309 | - September | 18 515 | 18 682 | 24 934 | 25 321 | 328 | 272 | 24 606 | 25 049 |
| 310 | - October | 21 092 | 19 651 | 28 919 | 26 568 | 324 | 256 | 28 595 | 26 312 |
| 311 | - November | 21 118 | 19 143 | 28 732 | 26 083 | 300 | 316 | 28 432 | 25 767 |
| 312 | - December | 18 886 | 17 696 | 26 136 | 24 237 | 332 | 328 | 25 804 | 23 909 |
| 4 | By day of week: | | | | | | | | |
| 41 | - Monday through Thursday | 128 925 | 124 534 | 171 149 | 164 373 | 1 783 | 1 782 | 169 366 | 162 591 |
| 42 | - Friday | 37 744 | 35 872 | 51 409 | 48 465 | 589 | 539 | 50 820 | 47 926 |
| 43 | - Saturday | 30 261 | 29 295 | 43 497 | 41 978 | 554 | 601 | 42 943 | 41 377 |
| 44 | - Sunday | 24 821 | 24 329 | 36 550 | 35 791 | 505 | 586 | 36 045 | 35 205 |
| 5 | By light condition: | | | | | | | | |
| 51 | - Daylight | 158 912 | 155 428 | 213 762 | 208 488 | 1 987 | 2 050 | 211 775 | 206 438 |
| 52 | - Twilight (or unknown) | - | - | - | - | - | - | - | - |
| 53 | - Darkness | 62 839 | 58 602 | 88 843 | 82 119 | 1 444 | 1 458 | 87 399 | 80 661 |
| 6 | By road condition: | | | | | | | | |
| 61 | - Dry road surface | 140 096 | 149 756 | 186 707 | 199 890 | 2 169 | 2 414 | 184 538 | 197 476 |
| 62 | - Other (wet, icy, etc.) | 81 655 | 64 274 | 115 898 | 90 717 | 1 262 | 1 094 | 114 636 | 89 623 |

For note see end of table.

Voir note à la fin du tableau.

См. примечания в конце таблицы.

1. Road traffic accidents by location, time of occurrence and road condition

1. Accidents de la circulation routière selon le lieu, l'époque à laquelle ils se sont produits et les conditions de circulation

1. Дорожно-транспортные происшествия, повлекшие за собой раненых или погибших, по типу происшествия

Unit : number - Unité : nombre - Единица: Число

| Description Description Описание | Accidents Accidents Происшествия | | Persons killed or injured : total Personnes tuées ou blessées : total Погибшие или раненые: всего | | Persons killed Personnes tuées Погибшие | | Persons injured Personnes blessées Раненые | |
|--|--|------|---|------|---|------|--|------|
| | 2002 | 2003 | 2002 | 2003 | 2002 | 2003 | 2002 | 2003 |

United States - Etats-Unis - Соединенные Штаты

| | | | | | | | | | |
|-----|----------------------------|-----------|-----------|-----------|-----------|--------|--------|-----------|-----------|
| 1 | All accidents - Total | 1 967 491 | 1 963 252 | 2 969 005 | 2 931 643 | 43 005 | 42 643 | 2 926 000 | 2 889 000 |
| 2 | By location: | | | | | | | | |
| 21 | - Motorways | ... | ... | ... | ... | ... | ... | ... | ... |
| 22 | - Inside built-up areas | ... | ... | ... | ... | ... | ... | ... | ... |
| 23 | - Outside built-up areas | ... | ... | ... | ... | ... | ... | ... | ... |
| 3 | By month: | | | | | | | | |
| 301 | - January | ... | 163 776 | ... | ... | ... | ... | ... | ... |
| 302 | - February | ... | 146 487 | ... | ... | ... | ... | ... | ... |
| 303 | - March | ... | 161 833 | ... | ... | ... | ... | ... | ... |
| 304 | - April | ... | 159 089 | ... | ... | ... | ... | ... | ... |
| 305 | - May | ... | 171 171 | ... | ... | ... | ... | ... | ... |
| 306 | - June | ... | 160 327 | ... | ... | ... | ... | ... | ... |
| 307 | - July | ... | 168 503 | ... | ... | ... | ... | ... | ... |
| 308 | - August | ... | 170 657 | ... | ... | ... | ... | ... | ... |
| 309 | - September | ... | 164 322 | ... | ... | ... | ... | ... | ... |
| 310 | - October | ... | 174 540 | ... | ... | ... | ... | ... | ... |
| 311 | - November | ... | 156 427 | ... | ... | ... | ... | ... | ... |
| 312 | - December | ... | 167 120 | ... | ... | ... | ... | ... | ... |
| 4 | By day of week: | | | | | | | | |
| 41 | - Monday through Thursday | ... | 1 130 083 | ... | ... | ... | ... | ... | ... |
| 42 | - Friday | ... | 332 984 | ... | ... | ... | ... | ... | ... |
| 43 | - Saturday | ... | 278 036 | ... | ... | ... | ... | ... | ... |
| 44 | - Sunday | ... | 222 130 | ... | ... | ... | ... | ... | ... |
| 5 | By light condition: | | | | | | | | |
| 51 | - Daylight | ... | ... | ... | ... | ... | ... | ... | ... |
| 52 | - Twilight (or unknown) | ... | ... | ... | ... | ... | ... | ... | ... |
| 53 | - Darkness | ... | ... | ... | ... | ... | ... | ... | ... |
| 6 | By road condition: | | | | | | | | |
| 61 | - Dry road surface | ... | ... | ... | ... | ... | ... | ... | ... |
| 62 | - Other (wet, icy, etc.) | ... | ... | ... | ... | ... | ... | ... | ... |

NOTES TO TABLE 1 - NOTES DU TABLEAU 1 - ПРИМЕЧАНИЯ К ТАБЛИЦЕ 1

General notes - Notes générales - Общие примечания

(a) Data for motorways are included under items 22 and 23.

(a) Les données des autoroutes sont comprises sous les rubriques 22 et 23.

(a) Данные по автомагистралям включены в данные статей 22 и 23.

(b) Data for item 52 are included under items 51 and 53.

(b) Les données de la rubrique 52 sont comprises sous les rubriques 51 et 53.

(b) Данные статьи 52 включены в данные статей 51 и 53.

Country notes - Notes relatives aux pays - Примечания к данным, представляемым странами

1) Injured persons refer to persons who were hospitalized.

1) Les personnes blessées se réfèrent aux personnes qui ont été hospitalisées.

1) Под числом раненых подразумевается число госпитализированных.

2) Data refer to continent only.

2) Les données se réfèrent au continent.

2) Данные относятся только к континенту.

3) Data refer to Great Britain.

3) Les données se réfèrent à la Grande Bretagne.

3) Данные относятся к Великобритании.

2. Road traffic accidents involving personal injury by nature of accident

2. Accidents de la circulation routière ayant entraîné des lésions corporelles par type d'accident

2. Дорожно-транспортные происшествия по типу происшествия

Unit : number - Unité : nombre - Единица: Число

| Item | Description |
|----------|---|
| 1 | All accidents - Total (11+12+13) |
| 11 | Accidents between vehicle and pedestrian |
| 12 | Single vehicle accidents |
| 13 | Accidents between vehicles |
| | of which: |
| 131 | - Rear-end collisions |
| 132 | - Collisions due to crossing or turning |
| 133 | - Head-on collisions |
| 134 | - Others including collisions with parked vehicles |
| 2 | Accidents in built-up areas - Total (21+22+23) |
| 21 | Accidents between vehicle and pedestrian |
| 22 | Single vehicle accidents |
| 23 | Accidents between vehicles |
| | of which: |
| 231 | - Rear-end collisions |
| 232 | - Collisions due to crossing or turning |
| 233 | - Head-on collisions |
| 234 | - Others including collisions with parked vehicles |

| Rubrique | Description |
|----------|--|
| 1 | Tous les accidents - Total (11+12+13) |
| 11 | Accidents entre un véhicule et un piéton |
| 12 | Accident dans lesquels un seul véhicule était impliqué |
| 13 | Accidents entre véhicules |
| | dont: |
| 131 | - Collisions arrière |
| 132 | - Collisions dues à un croisement ou à un tournant |
| 133 | - Collisions frontales |
| 134 | - Autres, y compris collisions avec des véhicules en stationnement |
| 2 | Accidents survenus dans des agglomérations - Total (21+22+23) |
| 21 | Accidents entre un véhicule et un piéton |
| 22 | Accident dans lesquels un seul véhicule était impliqué |
| 23 | Accidents entre véhicules |
| | dont: |
| 231 | - Collisions arrière |
| 232 | - Collisions dues à un croisement ou à un tournant |
| 233 | - Collisions frontales |
| 234 | - Autres, y compris collisions avec des véhicules en stationnement |

| Статья | Описание |
|----------|---|
| 1 | Все дорожно-транспортные происшествия - Всего (11+12+13) |
| 11 | Дорожно-транспортные происшествия с участием транспортных средств и пешеходов |
| 12 | Дорожно-транспортные происшествия с участием одного транспортного средства |
| 13 | Дорожно-транспортные происшествия с участием транспортных средств |
| | в том числе: |
| 131 | - Столкновения с ударом сзади |
| 132 | - Столкновения на пересечении дорог или на поворотах |
| 133 | - Лобовые столкновения |
| 134 | - Прочие ДТП, включая столкновения с транспортными средствами, находящимися на стоянке |
| 2 | Дорожно-транспортные происшествия в населенных пунктах, включая происшествия - Общее количество (21+22+23) |
| 21 | Дорожно-транспортные происшествия с участием транспортных средств и пешеходов |
| 22 | Дорожно-транспортные происшествия с участием одного транспортного средства |
| 23 | Дорожно-транспортные происшествия с участием транспортных средств |
| | в том числе: |
| 231 | - Столкновения с ударом сзади |
| 232 | - Столкновения на пересечении дорог или на поворотах |
| 233 | - Лобовые столкновения |
| 234 | - Прочие ДТП, включая столкновения с транспортными средствами, находящимися на стоянке |

2. Road traffic accidents involving personal injury by nature of accident

2. Accidents de la circulation routière ayant entraîné des lésions corporelles par type d'accident

2. Дорожно-транспортные происшествия по типу происшествия

Unit : number - Unité : nombre - Единица: Число

| Description Description Описание | Accidents | | Persons killed or injured: total Personnes tuées ou blessées: total Погибшие или раненые: всего | | Persons killed Personnes tuées Погибшие | | Persons injured Personnes blessées Раненые | |
|--|-----------|------|---|------|---|------|--|------|
| | 2002 | 2003 | 2002 | 2003 | 2002 | 2003 | 2002 | 2003 |

Armenia - Arménie - Армения

| | | | | | | | | | |
|----------|---|--------------|--------------|--------------|--------------|------------|------------|--------------|--------------|
| 1 | All accidents - Total (11+12+13) | 1 002 | 1 025 | 1 448 | 1 546 | 235 | 252 | 1 213 | 1 294 |
| 11 | Accidents between vehicle and pedestrian | 517 | 503 | 565 | 538 | 118 | 129 | 447 | 409 |
| 12 | Single vehicle accidents | 226 | 232 | 401 | 414 | 70 | 62 | 331 | 352 |
| 13 | Accidents between vehicles | 228 | 258 | 442 | 541 | 42 | 57 | 400 | 484 |
| | of which: | | | | | | | | |
| 131 | - Rear-end collisions | ... | ... | ... | ... | ... | ... | ... | ... |
| 132 | - Collisions due to crossing or turning | ... | ... | ... | ... | ... | ... | ... | ... |
| 133 | - Head-on collisions | ... | ... | ... | ... | ... | ... | ... | ... |
| 134 | - Others (including collisions with parked vehicles) | 31 | 32 | 40 | 53 | 5 | 4 | 35 | 49 |
| 2 | Accidents in built-up areas - Total (21+22+23) | 616 | 605 | 774 | 824 | 97 | 103 | 677 | 721 |
| 21 | Accidents between vehicle and pedestrian | ... | ... | ... | ... | ... | ... | ... | ... |
| 22 | Single vehicle accidents | ... | ... | ... | ... | ... | ... | ... | ... |
| 23 | Accidents between vehicles | ... | ... | ... | ... | ... | ... | ... | ... |
| | of which: | | | | | | | | |
| 231 | - Rear-end collisions | ... | ... | ... | ... | ... | ... | ... | ... |
| 232 | - Collisions due to crossing or turning | ... | ... | ... | ... | ... | ... | ... | ... |
| 233 | - Head-on collisions | ... | ... | ... | ... | ... | ... | ... | ... |
| 234 | - Others (including collisions with parked vehicles) | ... | ... | ... | ... | ... | ... | ... | ... |

Austria - Autriche - Австрия

| | | | | | | | | | |
|----------|---|---------------|---------------|---------------|---------------|------------|------------|---------------|---------------|
| 1 | All accidents - Total (11+12+13) | 43 175 | 43 426 | 57 640 | 57 812 | 956 | 931 | 56 684 | 56 881 |
| 11 | Accidents between vehicle and pedestrian | 4 729 | 4 428 | 5 267 | 4 880 | 161 | 137 | 5 106 | 4 743 |
| 12 | Single vehicle accidents | 9 492 | 9 755 | 11 662 | 12 027 | 350 | 321 | 11 312 | 11 706 |
| 13 | Accidents between vehicles | 28 954 | 29 243 | 40 711 | 40 905 | 445 | 473 | 40 266 | 40 432 |
| | of which: | | | | | | | | |
| 131 | - Rear-end collisions | ... | ... | ... | ... | ... | ... | ... | ... |
| 132 | - Collisions due to crossing or turning | ... | ... | ... | ... | ... | ... | ... | ... |
| 133 | - Head-on collisions | ... | ... | ... | ... | ... | ... | ... | ... |
| 134 | - Others (including collisions with parked vehicles) | ... | ... | ... | ... | ... | ... | ... | ... |
| 2 | Accidents in built-up areas - Total (21+22+23) | 26 466 | 26 078 | 32 788 | 32 518 | 265 | 223 | 32 523 | 32 295 |
| 21 | Accidents between vehicle and pedestrian | 4 308 | 4 041 | 4 745 | 4 412 | 105 | 93 | 4 640 | 4 319 |
| 22 | Single vehicle accidents | 2 925 | 2 977 | 3 342 | 3 486 | 71 | 50 | 3 271 | 3 436 |
| 23 | Accidents between vehicles | 19 233 | 19 060 | 24 701 | 24 620 | 89 | 80 | 24 612 | 24 540 |
| | of which: | | | | | | | | |
| 231 | - Rear-end collisions | ... | ... | ... | ... | ... | ... | ... | ... |
| 232 | - Collisions due to crossing or turning | ... | ... | ... | ... | ... | ... | ... | ... |
| 233 | - Head-on collisions | ... | ... | ... | ... | ... | ... | ... | ... |
| 234 | - Others (including collisions with parked vehicles) | ... | ... | ... | ... | ... | ... | ... | ... |

Azerbaijan - Azerbaïdjan - Азербайджан

| | | | | | | | | | |
|----------|---|--------------|--------------|--------------|--------------|------------|------------|--------------|--------------|
| 1 | All accidents - Total (11+12+13) | 2 196 | 2 311 | 3 128 | 3 415 | 642 | 724 | 2 486 | 2 691 |
| 11 | Accidents between vehicle and pedestrian | 1 098 | 1 145 | 1 183 | 1 237 | 313 | 327 | 870 | 910 |
| 12 | Single vehicle accidents | 401 | 401 | 606 | 612 | 132 | 131 | 474 | 481 |
| 13 | Accidents between vehicles | 697 | 765 | 1 339 | 1 566 | 197 | 266 | 1 142 | 1 300 |
| | of which: | | | | | | | | |
| 131 | - Rear-end collisions | 96 | 85 | 152 | 158 | 23 | 22 | 129 | 136 |
| 132 | - Collisions due to crossing or turning | 121 | 131 | 187 | 220 | 12 | 14 | 175 | 206 |
| 133 | - Head-on collisions | 433 | 513 | 928 | 1 120 | 149 | 216 | 779 | 904 |
| 134 | - Others (including collisions with parked vehicles) | 47 | 36 | 72 | 68 | 13 | 14 | 59 | 54 |
| 2 | Accidents in built-up areas - Total (21+22+23) | 1 455 | 1 474 | 1 880 | 1 948 | 356 | 344 | 1 524 | 1 604 |
| 21 | Accidents between vehicle and pedestrian | ... | ... | ... | ... | ... | ... | ... | ... |
| 22 | Single vehicle accidents | ... | ... | ... | ... | ... | ... | ... | ... |
| 23 | Accidents between vehicles | ... | ... | ... | ... | ... | ... | ... | ... |
| | of which: | | | | | | | | |
| 231 | - Rear-end collisions | ... | ... | ... | ... | ... | ... | ... | ... |
| 232 | - Collisions due to crossing or turning | ... | ... | ... | ... | ... | ... | ... | ... |
| 233 | - Head-on collisions | ... | ... | ... | ... | ... | ... | ... | ... |
| 234 | - Others (including collisions with parked vehicles) | ... | ... | ... | ... | ... | ... | ... | ... |

For notes see end of table.

Voir notes à la fin du tableau.

См. примечания в конце таблицы.

2. Road traffic accidents involving personal injury by nature of accident

2. Accidents de la circulation routière ayant entraîné des lésions corporelles par type d'accident

2. Дорожно-транспортные происшествия по типу происшествия

Unit : number - Unité : nombre - Единица: Число

| Description Description Описание | Accidents | | Persons killed or injured: total | | Persons killed | | Persons injured | |
|--|-----------|------|------------------------------------|------|-----------------|------|--------------------|------|
| | Accidents | | Personnes tuées ou blessées: total | | Personnes tuées | | Personnes blessées | |
| | Прощества | | Погибшие или раненые: всего | | Погибшие | | Раненые | |
| | 2002 | 2003 | 2002 | 2003 | 2002 | 2003 | 2002 | 2003 |

Belarus - Bélarus - Беларусь

| | | | | | | | | | |
|----------|---|--------------|--------------|--------------|--------------|--------------|--------------|--------------|--------------|
| 1 | All accidents - Total (11+12+13) | 7 204 | 7 194 | 9 200 | 9 125 | 1 728 | 1 764 | 7 472 | 7 361 |
| 11 | Accidents between vehicle and pedestrian | 3 435 | 3 371 | 3 637 | 3 569 | 766 | 760 | 2 871 | 2 809 |
| 12 | Single vehicle accidents | 1 635 | 1 549 | 2 378 | 2 213 | 404 | 403 | 1 974 | 1 810 |
| 13 | Accidents between vehicles | 2 134 | 2 274 | 3 185 | 3 343 | 558 | 601 | 2 627 | 2 742 |
| | of which: | | | | | | | | |
| 131 | - Rear-end collisions | 133 | 166 | 207 | 241 | 26 | 20 | 181 | 221 |
| 132 | - Collisions due to crossing or turning | 443 | 495 | 646 | 757 | 55 | 73 | 591 | 684 |
| 133 | - Head-on collisions | 500 | 518 | 1 036 | 1 062 | 191 | 231 | 845 | 831 |
| 134 | - Others (including collisions with parked vehicles) | 1 058 | 1 095 | 1 296 | 1 283 | 286 | 277 | 1 010 | 1 006 |
| 2 | Accidents in built-up areas - Total (21+22+23) | 4 762 | 4 555 | 5 632 | 5 408 | 775 | 714 | 4 857 | 4 694 |
| 21 | Accidents between vehicle and pedestrian | 2 788 | 2 568 | 2 937 | 2 707 | 444 | 384 | 2 493 | 2 323 |
| 22 | Single vehicle accidents | 723 | 719 | 1 040 | 989 | 156 | 153 | 884 | 836 |
| 23 | Accidents between vehicles | 1 251 | 1 268 | 1 655 | 1 712 | 175 | 177 | 1 480 | 1 535 |
| | of which: | | | | | | | | |
| 231 | - Rear-end collisions | 86 | 123 | 106 | 165 | 5 | 7 | 101 | 158 |
| 232 | - Collisions due to crossing or turning | 334 | 357 | 464 | 525 | 22 | 33 | 442 | 492 |
| 233 | - Head-on collisions | 218 | 205 | 379 | 363 | 39 | 36 | 340 | 327 |
| 234 | - Others (including collisions with parked vehicles) | 613 | 583 | 706 | 659 | 109 | 101 | 597 | 558 |

Bulgaria - Bulgarie - Болгария

| | | | | | | | | | |
|----------|---|--------------|--------------|--------------|--------------|------------|------------|--------------|--------------|
| 1 | All accidents - Total (11+12+13) | 6 769 | 6 997 | 9 059 | 9 448 | 959 | 960 | 8 100 | 8 488 |
| 11 | Accidents between vehicle and pedestrian | 2 286 | 2 283 | 2 405 | 2 394 | 261 | 260 | 2 144 | 2 134 |
| 12 | Single vehicle accidents | 1 721 | 1 800 | 2 533 | 2 674 | 323 | 323 | 2 210 | 2 351 |
| 13 | Accidents between vehicles | 2 762 | 2 914 | 4 121 | 4 380 | 375 | 377 | 3 746 | 4 003 |
| | of which: | | | | | | | | |
| 131 | - Rear-end collisions | 212 | 213 | 292 | 297 | 28 | 16 | 264 | 281 |
| 132 | - Collisions due to crossing or turning | ... | ... | ... | ... | ... | ... | ... | ... |
| 133 | - Head-on collisions | ... | ... | ... | ... | ... | ... | ... | ... |
| 134 | - Others (including collisions with parked vehicles) | ... | ... | ... | ... | ... | ... | ... | ... |
| 2 | Accidents in built-up areas - Total (21+22+23) | 4 716 | 4 741 | 5 809 | 5 824 | 438 | 435 | 5 371 | 5 389 |
| 21 | Accidents between vehicle and pedestrian | ... | ... | ... | ... | ... | ... | ... | ... |
| 22 | Single vehicle accidents | ... | ... | ... | ... | ... | ... | ... | ... |
| 23 | Accidents between vehicles | ... | ... | ... | ... | ... | ... | ... | ... |
| | of which: | | | | | | | | |
| 231 | - Rear-end collisions | ... | ... | ... | ... | ... | ... | ... | ... |
| 232 | - Collisions due to crossing or turning | ... | ... | ... | ... | ... | ... | ... | ... |
| 233 | - Head-on collisions | ... | ... | ... | ... | ... | ... | ... | ... |
| 234 | - Others (including collisions with parked vehicles) | ... | ... | ... | ... | ... | ... | ... | ... |

Canada - Canada - Канада

| | | | | | | | | | |
|----------|---|----------------|----------------|----------------|------------|--------------|--------------|----------------|----------------|
| 1 | All accidents - Total (11+12+13) | 159 658 | 156 721 | 230 898 | ... | 2 930 | 2 778 | 227 968 | 222 260 |
| 11 | Accidents between vehicle and pedestrian | 13 221 | ... | 14 369 | ... | 373 | ... | 13 996 | ... |
| 12 | Single vehicle accidents | 37 811 | ... | 50 228 | ... | 1 043 | ... | 49 185 | ... |
| 13 | Accidents between vehicles | 108 624 | ... | 166 287 | ... | 1 514 | ... | 164 773 | ... |
| | of which: | | | | | | | | |
| 131 | - Rear-end collisions | 41 453 | ... | 61 541 | ... | 119 | ... | 61 422 | ... |
| 132 | - Collisions due to crossing or turning | 32 802 | ... | 51 791 | ... | 316 | ... | 51 475 | ... |
| 133 | - Head-on collisions | 5 958 | ... | 11 411 | ... | 670 | ... | 10 741 | ... |
| 134 | - Others (including collisions with parked vehicles) | 28 411 | ... | 41 544 | ... | 409 | ... | 41 135 | ... |
| 2 | Accidents in built-up areas - Total (21+22+23) | 88 057 | 111 447 | 124 283 | ... | 735 | ... | 123 548 | ... |
| 21 | Accidents between vehicle and pedestrian | 10 230 | ... | 11 052 | ... | 224 | ... | 10 828 | ... |
| 22 | Single vehicle accidents | 10 349 | ... | 13 299 | ... | 216 | ... | 13 083 | ... |
| 23 | Accidents between vehicles | 67 478 | ... | 99 922 | ... | 295 | ... | 99 627 | ... |
| | of which: | | | | | | | | |
| 231 | - Rear-end collisions | 23 787 | ... | 34 900 | ... | 22 | ... | 34 878 | ... |
| 232 | - Collisions due to crossing or turning | 24 795 | ... | 38 090 | ... | 126 | ... | 37 964 | ... |
| 233 | - Head-on collisions | 2 664 | ... | 4 494 | ... | 65 | ... | 4 429 | ... |
| 234 | - Others (including collisions with parked vehicles) | 16 232 | ... | 22 438 | ... | 82 | ... | 22 356 | ... |

For notes see end of table.

Voir notes à la fin du tableau.

См. примечания в конце таблицы.

2. Road traffic accidents involving personal injury by nature of accident

2. Accidents de la circulation routière ayant entraîné des lésions corporelles par type d'accident

2. Дорожно-транспортные происшествия по типу происшествия

Unit : number - Unité : nombre - Единица: Число

| Description Description Описание | Accidents | | Persons killed or injured: total Personnes tuées ou blessées: total Погибшие или раненые: всего | | Persons killed Personnes tuées Погибшие | | Persons injured Personnes blessées Раненые | |
|--|-----------|------|---|------|---|------|--|------|
| | 2002 | 2003 | 2002 | 2003 | 2002 | 2003 | 2002 | 2003 |

Croatia - Croatie - Хорватия

| | | | | | | | | | |
|----------|---|---------------|---------------|---------------|---------------|------------|------------|---------------|---------------|
| 1 | All accidents - Total (11+12+13) | 17 071 | 18 592 | 24 550 | 26 854 | 627 | 701 | 23 923 | 26 153 |
| 11 | Accidents between vehicle and pedestrian | 2 480 | 2 462 | 2 693 | 2 655 | 151 | 131 | 2 542 | 2 524 |
| 12 | Single vehicle accidents | 4 415 | 4 869 | 6 329 | 6 925 | 187 | 220 | 6 142 | 6 705 |
| 13 | Accidents between vehicles | 10 176 | 11 261 | 15 528 | 17 274 | 289 | 350 | 15 239 | 16 924 |
| | of which: | | | | | | | | |
| 131 | - Rear-end collisions | 2 484 | 2 866 | 3 646 | 4 291 | 21 | 37 | 3 625 | 4 254 |
| 132 | - Collisions due to crossing or turning | (a) | (a) | (a) | (a) | (a) | (a) | (a) | (a) |
| 133 | - Head-on collisions | 2 589 | 2 815 | 4 880 | 5 261 | 151 | 177 | 4 729 | 5 084 |
| 134 | - Others (including collisions with parked vehicles) | 5 103 | 5 580 | 7 002 | 7 722 | 117 | 136 | 6 885 | 7 586 |
| 2 | Accidents in built-up areas - Total (21+22+23) | 14 353 | 15 676 | 19 978 | 21 986 | 453 | 466 | 19 525 | 21 520 |
| 21 | Accidents between vehicle and pedestrian | 2 373 | 2 352 | 2 571 | 2 529 | 123 | 114 | 2 448 | 2 415 |
| 22 | Single vehicle accidents | 3 236 | 3 625 | 4 597 | 5 077 | 133 | 140 | 4 464 | 4 937 |
| 23 | Accidents between vehicles | 8 738 | 9 699 | 12 810 | 14 380 | 197 | 212 | 12 613 | 14 168 |
| | of which: | | | | | | | | |
| 231 | - Rear-end collisions | 2 106 | 2 393 | 3 022 | 3 504 | 13 | 14 | 3 009 | 3 490 |
| 232 | - Collisions due to crossing or turning | (b) | (b) | (b) | (b) | (b) | (b) | (b) | (b) |
| 233 | - Head-on collisions | 2 002 | 2 252 | 3 536 | 4 023 | 93 | 94 | 3 443 | 3 929 |
| 234 | - Others (including collisions with parked vehicles) | 4 630 | 5 054 | 6 252 | 6 853 | 91 | 104 | 6 161 | 6 749 |

Czech Republic - République tchèque - Чешская Республика

| | | | | | | | | | |
|----------|---|---------------|---------------|---------------|---------------|--------------|--------------|---------------|---------------|
| 1 | All accidents - Total (11+12+13) | 26 586 | 27 320 | 35 820 | 36 885 | 1 431 | 1 447 | 34 389 | 35 438 |
| 11 | Accidents between vehicle and pedestrian | 4 959 | 4 515 | 5 320 | 4 889 | 304 | 285 | 5 016 | 4 604 |
| 12 | Single vehicle accidents | 7 966 | 8 752 | 10 814 | 11 919 | 452 | 513 | 10 362 | 11 406 |
| 13 | Accidents between vehicles | 13 661 | 14 053 | 19 686 | 20 077 | 675 | 649 | 19 011 | 19 428 |
| | of which: | | | | | | | | |
| 131 | - Rear-end collisions | 2 731 | 2 831 | 3 573 | 3 677 | 80 | 75 | 3 493 | 3 602 |
| 132 | - Collisions due to crossing or turning | 4 213 | 4 622 | 5 890 | 6 443 | 168 | 180 | 5 722 | 6 263 |
| 133 | - Head-on collisions | 3 303 | 3 111 | 5 846 | 5 483 | 299 | 275 | 5 547 | 5 208 |
| 134 | - Others (including collisions with parked vehicles) | 3 414 | 3 489 | 4 377 | 4 474 | 128 | 119 | 4 249 | 4 355 |
| 2 | Accidents in built-up areas - Total (21+22+23) | 16 901 | 16 936 | 21 077 | 21 173 | 571 | 556 | 20 506 | 20 617 |
| 21 | Accidents between vehicle and pedestrian | 4 462 | 4 040 | 4 764 | 4 342 | 204 | 186 | 4 560 | 4 156 |
| 22 | Single vehicle accidents | 3 137 | 3 380 | 4 111 | 4 351 | 137 | 148 | 3 974 | 4 203 |
| 23 | Accidents between vehicles | 9 302 | 9 516 | 12 202 | 12 480 | 230 | 222 | 11 972 | 12 258 |
| | of which: | | | | | | | | |
| 231 | - Rear-end collisions | 1 749 | 1 808 | 2 161 | 2 200 | 24 | 16 | 2 137 | 2 184 |
| 232 | - Collisions due to crossing or turning | 3 216 | 3 573 | 4 137 | 4 701 | 75 | 88 | 4 062 | 4 613 |
| 233 | - Head-on collisions | 1 969 | 1 770 | 3 048 | 2 694 | 75 | 60 | 2 973 | 2 634 |
| 234 | - Others (including collisions with parked vehicles) | 1 581 | 2 365 | 2 754 | 2 885 | 47 | 58 | 2 707 | 2 827 |

Denmark - Danemark - Дания

| | | | | | | | | | |
|----------|---|--------------|--------------|--------------|--------------|------------|------------|--------------|--------------|
| 1 | All accidents - Total (11+12+13) | 7 126 | 6 749 | 9 254 | 8 844 | 463 | 432 | 8 791 | 8 412 |
| 11 | Accidents between vehicle and pedestrian | 837 | 746 | 906 | 812 | 62 | 50 | 844 | 762 |
| 12 | Single vehicle accidents | 1 639 | 1 607 | 2 131 | 2 051 | 143 | 117 | 1 988 | 1 934 |
| 13 | Accidents between vehicles | 4 650 | 4 396 | 6 217 | 5 981 | 258 | 265 | 5 959 | 5 716 |
| | of which: | | | | | | | | |
| 131 | - Rear-end collisions | 861 | 744 | 1 188 | 1 055 | 58 | 28 | 1 130 | 1 027 |
| 132 | - Collisions due to crossing or turning | 2 966 | 2 792 | 3 772 | 3 571 | 114 | 113 | 3 658 | 3 458 |
| 133 | - Head-on collisions | 558 | 592 | 969 | 1 049 | 81 | 119 | 888 | 930 |
| 134 | - Others (including collisions with parked vehicles) | 265 | 268 | 288 | 306 | 5 | 5 | 283 | 301 |
| 2 | Accidents in built-up areas - Total (21+22+23) | 4 157 | 3 926 | 4 806 | 4 591 | 126 | 114 | 4 680 | 4 477 |
| 21 | Accidents between vehicle and pedestrian | 689 | 637 | 737 | 679 | 34 | 24 | 703 | 655 |
| 22 | Single vehicle accidents | 582 | 541 | 694 | 645 | 36 | 34 | 658 | 611 |
| 23 | Accidents between vehicles | 2 886 | 2 750 | 3 375 | 3 269 | 56 | 56 | 3 319 | 3 213 |
| | of which: | | | | | | | | |
| 231 | - Rear-end collisions | 415 | 389 | 496 | 483 | 9 | 6 | 487 | 477 |
| 232 | - Collisions due to crossing or turning | 2 052 | 1 924 | 2 342 | 2 235 | 37 | 42 | 2 305 | 2 193 |
| 233 | - Head-on collisions | 209 | 213 | 316 | 304 | 9 | 6 | 307 | 298 |
| 234 | - Others (including collisions with parked vehicles) | 210 | 224 | 221 | 247 | 1 | 2 | 220 | 245 |

For notes see end of table.

Voir notes à la fin du tableau.

См. примечания в конце таблицы.

2. Road traffic accidents involving personal injury by nature of accident

2. Accidents de la circulation routière ayant entraîné des lésions corporelles par type d'accident

2. Дорожно-транспортные происшествия по типу происшествия

Unit : number - Unité : nombre - Единица: Число

| Description Description Описание | Accidents | | Persons killed or injured: total Personnes tuées ou blessées: total Погибшие или раненые: всего | | Persons killed Personnes tuées Погибшие | | Persons injured Personnes blessées Раненые | |
|--|-----------|------|---|------|---|------|--|------|
| | Accidents | | Personnes tuées ou blessées: total | | Personnes tuées | | Personnes blessées | |
| | 2002 | 2003 | 2002 | 2003 | 2002 | 2003 | 2002 | 2003 |

Estonia - Estonie - Эстония

| | | | | | | | | | |
|----------|---|--------------|--------------|--------------|--------------|------------|------------|--------------|--------------|
| 1 | All accidents - Total (11+12+13) | 2 164 | 1 931 | 3 091 | 2 703 | 223 | 164 | 2 868 | 2 539 |
| 11 | Accidents between vehicle and pedestrian | 614 | 590 | 637 | 629 | 59 | 43 | 578 | 586 |
| 12 | Single vehicle accidents | 676 | 570 | 1 065 | 905 | 80 | 41 | 985 | 864 |
| 13 | Accidents between vehicles | 874 | 771 | 1 389 | 1 169 | 84 | 80 | 1 305 | 1 089 |
| | of which: | | | | | | | | |
| 131 | - Rear-end collisions | 197 | 181 | 257 | 215 | 14 | 12 | 243 | 203 |
| 132 | - Collisions due to crossing or turning | 368 | 352 | 528 | 499 | 13 | 22 | 515 | 477 |
| 133 | - Head-on collisions | 232 | 185 | 477 | 399 | 49 | 45 | 428 | 354 |
| 134 | - Others (including collisions with parked vehicles) | 77 | 53 | 127 | 56 | 8 | 1 | 119 | 55 |
| 2 | Accidents in built-up areas - Total (21+22+23) | 1 271 | 1 134 | 1 577 | 1 358 | 64 | 40 | 1 513 | 1 318 |
| 21 | Accidents between vehicle and pedestrian | 521 | 513 | 541 | 539 | 29 | 15 | 512 | 524 |
| 22 | Single vehicle accidents | 222 | 175 | 321 | 265 | 22 | 12 | 299 | 253 |
| 23 | Accidents between vehicles | 528 | 446 | 715 | 554 | 13 | 13 | 702 | 541 |
| | of which: | | | | | | | | |
| 231 | - Rear-end collisions | 120 | 123 | 143 | 127 | 5 | 1 | 138 | 126 |
| 232 | - Collisions due to crossing or turning | 257 | 250 | 317 | 304 | 1 | 5 | 316 | 299 |
| 233 | - Head-on collisions | 103 | 59 | 185 | 99 | 6 | 4 | 179 | 95 |
| 234 | - Others (including collisions with parked vehicles) | 48 | 14 | 70 | 24 | 1 | 3 | 69 | 21 |

Finland - Finlande - Финляндия

| | | | | | | | | | |
|----------|---|--------------|--------------|--------------|--------------|------------|------------|--------------|--------------|
| 1 | All accidents - Total (11+12+13) | 6 196 | 6 907 | 8 571 | 9 467 | 415 | 379 | 8 156 | 9 088 |
| 11 | Accidents between vehicle and pedestrian | 655 | 749 | 722 | 812 | 40 | 60 | 682 | 752 |
| 12 | Single vehicle accidents | 1 913 | 2 299 | 2 650 | 3 152 | 146 | 111 | 2 504 | 3 041 |
| 13 | Accidents between vehicles | 3 628 | 3 859 | 5 199 | 5 503 | 229 | 208 | 4 970 | 5 295 |
| | of which: | | | | | | | | |
| 131 | - Rear-end collisions | 514 | 594 | 802 | 901 | 12 | 8 | 790 | 893 |
| 132 | - Collisions due to crossing or turning | 2 089 | 2 286 | 2 762 | 3 046 | 73 | 72 | 2 689 | 2 974 |
| 133 | - Head-on collisions | 517 | 498 | 952 | 924 | 107 | 94 | 845 | 830 |
| 134 | - Others (including collisions with parked vehicles) | 508 | 481 | 683 | 632 | 37 | 34 | 646 | 598 |
| 2 | Accidents in built-up areas - Total (21+22+23) | 3 290 | 3 414 | 4 141 | 4 160 | 105 | 101 | 4 036 | 4 059 |
| 21 | Accidents between vehicle and pedestrian | 566 | 636 | 623 | 679 | 26 | 35 | 597 | 644 |
| 22 | Single vehicle accidents | 490 | 562 | 653 | 750 | 37 | 28 | 616 | 722 |
| 23 | Accidents between vehicles | 2 234 | 2 216 | 2 865 | 2 731 | 42 | 38 | 2 823 | 2 693 |
| | of which: | | | | | | | | |
| 231 | - Rear-end collisions | 258 | 270 | 385 | 365 | 1 | 1 | 384 | 364 |
| 232 | - Collisions due to crossing or turning | 1 513 | 1 561 | 1 870 | 1 898 | 27 | 28 | 1 843 | 1 870 |
| 233 | - Head-on collisions | 168 | 113 | 281 | 160 | 6 | 1 | 275 | 159 |
| 234 | - Others (including collisions with parked vehicles) | 295 | 272 | 329 | 308 | 8 | 8 | 321 | 300 |

France - France - Франция

| | | | | | | | | | |
|----------|---|----------------|---------------|----------------|----------------|--------------|--------------|----------------|----------------|
| 1 | All accidents - Total (11+12+13) | 105 470 | 90 220 | 145 081 | 121 660 | 7 242 | 5 731 | 137 839 | 115 929 |
| 11 | Accidents between vehicle and pedestrian | 15 568 | 13 735 | 17 103 | 14 992 | 736 | 548 | 16 367 | 14 444 |
| 12 | Single vehicle accidents | 22 919 | 19 176 | 30 135 | 25 173 | 2 669 | 2 258 | 27 466 | 22 915 |
| 13 | Accidents between vehicles | 66 983 | 57 309 | 97 843 | 81 495 | 3 837 | 2 925 | 94 006 | 78 570 |
| | of which: | | | | | | | | |
| 131 | - Rear-end collisions | 11 045 | 9 628 | 14 462 | 12 477 | 268 | 228 | 14 194 | 12 249 |
| 132 | - Collisions due to crossing or turning | 31 055 | 26 980 | 41 850 | 35 720 | 1 143 | 924 | 40 707 | 34 796 |
| 133 | - Head-on collisions | 10 129 | 8 270 | 17 857 | 14 117 | 1 338 | 1 030 | 16 519 | 13 087 |
| 134 | - Others (including collisions with parked vehicles) | 14 754 | 12 341 | 23 674 | 19 181 | 1 088 | 743 | 22 586 | 18 438 |
| 2 | Accidents in built-up areas - Total (21+22+23) | 68 683 | 60 162 | 86 662 | 74 844 | 1 945 | 1 576 | 84 717 | 73 268 |
| 21 | Accidents between vehicle and pedestrian | 14 603 | 12 967 | 15 995 | 14 099 | 486 | 392 | 15 509 | 13 707 |
| 22 | Single vehicle accidents | 8 580 | 7 308 | 10 812 | 9 086 | 681 | 536 | 10 131 | 8 550 |
| 23 | Accidents between vehicles | 45 500 | 39 887 | 59 855 | 51 659 | 778 | 648 | 59 077 | 51 011 |
| | of which: | | | | | | | | |
| 231 | - Rear-end collisions | 7 432 | 6 631 | 9 170 | 8 153 | 51 | 46 | 9 119 | 8 107 |
| 232 | - Collisions due to crossing or turning | 23 611 | 20 842 | 29 795 | 26 151 | 309 | 282 | 29 486 | 25 869 |
| 233 | - Head-on collisions | 5 195 | 4 390 | 7 834 | 6 392 | 211 | 154 | 7 623 | 6 238 |
| 234 | - Others (including collisions with parked vehicles) | 9 262 | 8 024 | 13 056 | 10 963 | 207 | 166 | 12 849 | 10 797 |

For notes see end of table.

Voir notes à la fin du tableau.

См. примечания в конце таблицы.

2. Road traffic accidents involving personal injury by nature of accident

2. Accidents de la circulation routière ayant entraîné des lésions corporelles par type d'accident

2. Дорожно-транспортные происшествия по типу происшествия

Unit : number - Unité : nombre - Единица: Число

| Description Description Описание | Accidents | | Persons killed or injured: total | | Persons killed | | Persons injured | |
|--|-------------|------|------------------------------------|------|-----------------|------|--------------------|------|
| | Accidents | | Personnes tuées ou blessées: total | | Personnes tuées | | Personnes blessées | |
| | Проишествия | | Погибшие или раненые: всего | | Погибшие | | Раненые | |
| | 2002 | 2003 | 2002 | 2003 | 2002 | 2003 | 2002 | 2003 |

Georgia - Géorgie - Грузия

| | | | | | | | | | |
|----------|---|--------------|--------------|--------------|--------------|------------|------------|--------------|--------------|
| 1 | All accidents - Total (11+12+13) | 2 011 | 2 113 | 3 024 | 3 157 | 515 | 572 | 2 509 | 2 585 |
| 11 | Accidents between vehicle and pedestrian | 1 421 | 947 | 2 060 | 1 056 | 380 | 234 | 1 680 | 822 |
| 12 | Single vehicle accidents | ... | 467 | ... | 743 | ... | 148 | ... | 595 |
| 13 | Accidents between vehicles | ... | 699 | ... | 1 358 | ... | 190 | ... | 1 168 |
| | of which: | | | | | | | | |
| 131 | - Rear-end collisions | ... | 45 | ... | 75 | ... | 14 | ... | 61 |
| 132 | - Collisions due to crossing or turning | 40 | ... | 57 | ... | - | ... | 57 | ... |
| 133 | - Head-on collisions | 507 | 622 | 901 | 1 253 | 127 | 155 | 774 | 1 098 |
| 134 | - Others (including collisions with parked vehicles) | 43 | 14 | 106 | 24 | 8 | 8 | 98 | 16 |
| 2 | Accidents in built-up areas - Total (21+22+23) | 1 677 | 1 722 | 2 410 | 2 513 | 346 | 381 | 2 064 | 2 132 |
| 21 | Accidents between vehicle and pedestrian | ... | ... | ... | ... | ... | ... | ... | ... |
| 22 | Single vehicle accidents | ... | ... | ... | ... | ... | ... | ... | ... |
| 23 | Accidents between vehicles | ... | ... | ... | ... | ... | ... | ... | ... |
| | of which: | | | | | | | | |
| 231 | - Rear-end collisions | ... | ... | ... | ... | ... | ... | ... | ... |
| 232 | - Collisions due to crossing or turning | ... | ... | ... | ... | ... | ... | ... | ... |
| 233 | - Head-on collisions | ... | ... | ... | ... | ... | ... | ... | ... |
| 234 | - Others (including collisions with parked vehicles) | ... | ... | ... | ... | ... | ... | ... | ... |

Germany - Allemagne - Германия

| | | | | | | | | | |
|----------|---|----------------|----------------|----------------|----------------|--------------|--------------|----------------|----------------|
| 1 | All accidents - Total (11+12+13) | 362 054 | 354 534 | 483 255 | 468 783 | 6 842 | 6 613 | 476 413 | 462 170 |
| 11 | Accidents between vehicle and pedestrian | 33 699 | 32 493 | 37 260 | 35 965 | 826 | 770 | 36 434 | 35 195 |
| 12 | Single vehicle accidents | 96 600 | 97 357 | 119 929 | 119 273 | 2 868 | 2 795 | 117 061 | 116 478 |
| 13 | Accidents between vehicles | 231 755 | 224 684 | 326 066 | 313 545 | 3 148 | 3 048 | 322 918 | 310 497 |
| | of which: | | | | | | | | |
| 131 | - Rear-end collisions | 60 041 | 55 991 | 88 238 | 81 940 | 356 | 376 | 87 882 | 81 564 |
| 132 | - Collisions due to crossing or turning | 103 202 | 102 126 | 137 505 | 134 919 | 956 | 954 | 136 549 | 133 965 |
| 133 | - Head-on collisions | 29 220 | 28 949 | 49 602 | 48 575 | 1 544 | 1 471 | 48 058 | 47 104 |
| 134 | - Others (including collisions with parked vehicles) | 39 292 | 37 618 | 50 721 | 48 111 | 292 | 247 | 50 429 | 47 864 |
| 2 | Accidents in built-up areas - Total (21+22+23) | 233 865 | 230 521 | 289 784 | 283 108 | 1 684 | 1 646 | 288 100 | 281 462 |
| 21 | Accidents between vehicle and pedestrian | 31 505 | 30 436 | 34 539 | 33 444 | 550 | 552 | 33 989 | 32 892 |
| 22 | Single vehicle accidents | 40 817 | 42 233 | 47 081 | 48 353 | 513 | 500 | 46 568 | 47 853 |
| 23 | Accidents between vehicles | 161 543 | 157 852 | 208 164 | 201 311 | 621 | 594 | 207 543 | 200 717 |
| | of which: | | | | | | | | |
| 231 | - Rear-end collisions | 36 967 | 34 490 | 50 590 | 46 997 | 32 | 33 | 50 558 | 46 964 |
| 232 | - Collisions due to crossing or turning | 81 500 | 81 157 | 102 114 | 100 606 | 338 | 337 | 101 776 | 100 269 |
| 233 | - Head-on collisions | 14 150 | 14 322 | 20 435 | 20 307 | 160 | 150 | 20 275 | 20 157 |
| 234 | - Others (including collisions with parked vehicles) | 28 926 | 27 883 | 35 025 | 33 401 | 91 | 74 | 34 934 | 33 327 |

Greece - Grèce - Греция

| | | | | | | | | | |
|----------|---|---------------|---------------|---------------|---------------|--------------|--------------|---------------|---------------|
| 1 | All accidents - Total (11+12+13) | 16 809 | 15 751 | 24 093 | 22 342 | 1 634 | 1 605 | 22 459 | 20 737 |
| 11 | Accidents between vehicle and pedestrian | 2 828 | 2 765 | 3 321 | 3 237 | 268 | 248 | 3 053 | 2 989 |
| 12 | Single vehicle accidents | 2 940 | 2 779 | 4 207 | 3 879 | 553 | 582 | 3 654 | 3 297 |
| 13 | Accidents between vehicles | 11 041 | 10 207 | 16 565 | 15 226 | 813 | 775 | 15 752 | 14 451 |
| | of which: | | | | | | | | |
| 131 | - Rear-end collisions | 1 479 | 1 402 | 2 174 | 1 977 | 96 | 92 | 2 078 | 1 885 |
| 132 | - Collisions due to crossing or turning | 7 939 | 7 291 | 11 438 | 10 426 | 458 | 394 | 10 980 | 10 032 |
| 133 | - Head-on collisions | 1 192 | 1 132 | 2 357 | 2 282 | 212 | 234 | 2 145 | 2 048 |
| 134 | - Others (including collisions with parked vehicles) | 431 | 382 | 596 | 541 | 47 | 55 | 549 | 486 |
| 2 | Accidents in built-up areas - Total (21+22+23) | 13 069 | 12 474 | 17 273 | 16 415 | 718 | 716 | 16 555 | 15 699 |
| 21 | Accidents between vehicle and pedestrian | 2 621 | 2 577 | 3 086 | 3 014 | 193 | 184 | 2 893 | 2 830 |
| 22 | Single vehicle accidents | 1 510 | 1 591 | 1 971 | 2 069 | 205 | 233 | 1 766 | 1 836 |
| 23 | Accidents between vehicles | 8 938 | 8 306 | 12 180 | 11 332 | 320 | 299 | 11 860 | 11 033 |
| | of which: | | | | | | | | |
| 231 | - Rear-end collisions | 1 104 | 1 040 | 1 453 | 1 370 | 30 | 41 | 1 423 | 1 329 |
| 232 | - Collisions due to crossing or turning | 6 763 | 6 264 | 9 072 | 8 361 | 213 | 159 | 8 859 | 8 202 |
| 233 | - Head-on collisions | 711 | 682 | 1 188 | 1 172 | 51 | 65 | 1 137 | 1 107 |
| 234 | - Others (including collisions with parked vehicles) | 360 | 320 | 467 | 429 | 26 | 34 | 441 | 395 |

For notes see end of table.

Voir notes à la fin du tableau.

См. примечания в конце таблицы.

2. Road traffic accidents involving personal injury by nature of accident

2. Accidents de la circulation routière ayant entraîné des lésions corporelles par type d'accident

2. Дорожно-транспортные происшествия по типу происшествия

Unit : number - Unité : nombre - Единица: Число

| Description Description Описание | Accidents | | Persons killed or injured: total Personnes tuées ou blessées: total Погибшие или раненые: всего | | Persons killed Personnes tuées Погибшие | | Persons injured Personnes blessées Раненые | |
|--|-----------|------|---|------|---|------|--|------|
| | Accidents | | Personnes tuées ou blessées: total | | Personnes tuées | | Personnes blessées | |
| | 2002 | 2003 | 2002 | 2003 | 2002 | 2003 | 2002 | 2003 |

Hungary - Hongrie - Венгрия

| | | | | | | | | | |
|----------|---|---------------|---------------|---------------|---------------|--------------|--------------|---------------|---------------|
| 1 | All accidents - Total (11+12+13) | 19 686 | 19 976 | 27 407 | 27 953 | 1 429 | 1 326 | 25 978 | 26 627 |
| 11 | Accidents between vehicle and pedestrian | 3 933 | 3 664 | 4 235 | 3 901 | 362 | 295 | 3 873 | 3 606 |
| 12 | Single vehicle accidents | 4 276 | 4 626 | 6 426 | 6 776 | 288 | 310 | 6 138 | 6 466 |
| 13 | Accidents between vehicles | 11 477 | 11 686 | 16 746 | 17 276 | 779 | 721 | 15 967 | 16 555 |
| | of which: | | | | | | | | |
| 131 | - Rear-end collisions | 2 485 | 2 773 | 3 377 | 3 787 | 149 | 111 | 3 228 | 3 676 |
| 132 | - Collisions due to crossing or turning | 5 434 | 5 387 | 7 384 | 7 428 | 204 | 203 | 7 180 | 7 225 |
| 133 | - Head-on collisions | 2 261 | 2 353 | 4 242 | 4 522 | 360 | 351 | 3 882 | 4 171 |
| 134 | - Others (including collisions with parked vehicles) | 1 297 | 1 173 | 1 743 | 1 539 | 66 | 56 | 1 677 | 1 483 |
| 2 | Accidents in built-up areas - Total (21+22+23) | 13 606 | 13 715 | 17 151 | 17 268 | 523 | 478 | 16 628 | 16 790 |
| 21 | Accidents between vehicle and pedestrian | 3 491 | 3 268 | 3 747 | 3 458 | 224 | 168 | 3 523 | 3 290 |
| 22 | Single vehicle accidents | 1 922 | 2 115 | 2 666 | 2 851 | 81 | 97 | 2 585 | 2 754 |
| 23 | Accidents between vehicles | 8 193 | 8 352 | 10 738 | 10 984 | 218 | 213 | 10 520 | 10 771 |
| | of which: | | | | | | | | |
| 231 | - Rear-end collisions | 1 484 | 1 689 | 1 813 | 2 048 | 37 | 38 | 1 776 | 2 010 |
| 232 | - Collisions due to crossing or turning | 4 633 | 4 600 | 6 047 | 5 995 | 98 | 99 | 5 949 | 5 896 |
| 233 | - Head-on collisions | 1 096 | 1 179 | 1 690 | 1 884 | 55 | 53 | 1 635 | 1 831 |
| 234 | - Others (including collisions with parked vehicles) | 980 | 884 | 1 188 | 1 057 | 28 | 23 | 1 160 | 1 034 |

Iceland - Islande - Исландия

| | | | | | | | | | |
|----------|---|--------------|------------|--------------|--------------|-----------|-----------|--------------|--------------|
| 1 | All accidents - Total (11+12+13) | 1 007 | 807 | 1 514 | 1 244 | 29 | 23 | 1 485 | 1 221 |
| 11 | Accidents between vehicle and pedestrian | 136 | 124 | 151 | 135 | 1 | 3 | 140 | 132 |
| 12 | Single vehicle accidents | 372 | 317 | 551 | 480 | 16 | 11 | 535 | 469 |
| 13 | Accidents between vehicles | 499 | 366 | 822 | 629 | 12 | 9 | 810 | 620 |
| | of which: | | | | | | | | |
| 131 | - Rear-end collisions | 210 | 138 | 321 | 226 | - | - | 321 | 226 |
| 132 | - Collisions due to crossing or turning | 221 | 185 | 354 | 314 | 3 | 1 | 351 | 313 |
| 133 | - Head-on collisions | 54 | 35 | 128 | 78 | 9 | 7 | 119 | 71 |
| 134 | - Others (including collisions with parked vehicles) | 14 | 8 | 19 | 11 | - | 1 | 19 | 10 |
| 2 | Accidents in built-up areas - Total (21+22+23) | 681 | 546 | 966 | 802 | 2 | 6 | 964 | 796 |
| 21 | Accidents between vehicle and pedestrian | 133 | 122 | 136 | 133 | 2 | 3 | 136 | 130 |
| 22 | Single vehicle accidents | 123 | 103 | 169 | 139 | - | 2 | 167 | 137 |
| 23 | Accidents between vehicles | 425 | 321 | 661 | 530 | - | 1 | 661 | 529 |
| | of which: | | | | | | | | |
| 231 | - Rear-end collisions | 186 | 121 | 280 | 195 | - | - | 280 | 195 |
| 232 | - Collisions due to crossing or turning | 206 | 174 | 327 | 294 | - | - | 327 | 294 |
| 233 | - Head-on collisions | 22 | 21 | 40 | 34 | - | 1 | 40 | 33 |
| 234 | - Others (including collisions with parked vehicles) | 11 | 5 | 14 | 7 | - | - | 14 | 7 |

Ireland - Irlande - Ирландия

| | | | | | | | | | |
|----------|---|--------------|--------------|--------------|--------------|------------|------------|--------------|--------------|
| 1 | All accidents - Total (11+12+13) | 6 625 | 5 985 | 9 582 | 8 597 | 376 | 335 | 9 206 | 8 262 |
| 11 | Accidents between vehicle and pedestrian | 1 138 | 1 054 | 1 224 | 1 054 | 87 | 64 | 1 137 | 990 |
| 12 | Single vehicle accidents | 1 119 | 1 192 | 1 549 | 1 192 | 114 | 98 | 1 435 | 1 094 |
| 13 | Accidents between vehicles | 4 368 | 3 739 | 6 809 | 3 739 | 175 | 139 | 6 634 | 3 600 |
| | of which: | | | | | | | | |
| 131 | - Rear-end collisions | 1 027 | 857 | 1 568 | 857 | 11 | 8 | 1 557 | 849 |
| 132 | - Collisions due to crossing or turning | 1 155 | 1 091 | 1 678 | 1 091 | 28 | 15 | 1 650 | 1 076 |
| 133 | - Head-on collisions | 1 361 | 1 135 | 2 408 | 1 135 | 111 | 95 | 2 297 | 1 040 |
| 134 | - Others (including collisions with parked vehicles) | 825 | 656 | 1 155 | 656 | 25 | 21 | 1 130 | 635 |
| 2 | Accidents in built-up areas - Total (21+22+23) | 3 567 | 3 188 | 4 603 | 4 133 | 103 | 89 | 4 500 | 4 044 |
| 21 | Accidents between vehicle and pedestrian | 973 | 917 | 1 047 | 917 | 44 | 37 | 1 003 | 880 |
| 22 | Single vehicle accidents | 308 | 309 | 418 | 309 | 21 | 21 | 397 | 288 |
| 23 | Accidents between vehicles | 2 286 | 1 962 | 3 138 | 1 962 | 38 | 25 | 3 100 | 1 937 |
| | of which: | | | | | | | | |
| 231 | - Rear-end collisions | 588 | 498 | 818 | 498 | 4 | 3 | 814 | 495 |
| 232 | - Collisions due to crossing or turning | 705 | 633 | 944 | 633 | 6 | 1 | 938 | 632 |
| 233 | - Head-on collisions | 487 | 420 | 724 | 420 | 19 | 15 | 705 | 405 |
| 234 | - Others (including collisions with parked vehicles) | 506 | 411 | 652 | 411 | 9 | 6 | 643 | 405 |

For notes see end of table.

Voir notes à la fin du tableau.

См. примечания в конце таблицы.

2. Road traffic accidents involving personal injury by nature of accident

2. Accidents de la circulation routière ayant entraîné des lésions corporelles par type d'accident

2. Дорожно-транспортные происшествия по типу происшествия

Unit : number - Unité : nombre - Единица: Число

| Description Description Описание | Accidents | | Persons killed or injured: total | | Persons killed | | Persons injured | |
|--|-------------|------|------------------------------------|------|-----------------|------|--------------------|------|
| | Accidents | | Personnes tuées ou blessées: total | | Personnes tuées | | Personnes blessées | |
| | Проишествия | | Погибшие или раненые: всего | | Погибшие | | Раненые | |
| | 2002 | 2003 | 2002 | 2003 | 2002 | 2003 | 2002 | 2003 |

Israel - Israël - Израиль

| | | | | | | | | | |
|----------|---|---------------|---------------|---------------|---------------|------------|------------|---------------|---------------|
| 1 | All accidents - Total (11+12+13) | 18 490 | 17 745 | 38 204 | 37 080 | 525 | 451 | 37 679 | 36 629 |
| 11 | Accidents between vehicle and pedestrian | 2 617 | 2 663 | 3 083 | 3 084 | 177 | 160 | 2 906 | 2 924 |
| 12 | Single vehicle accidents | 1 799 | 1 722 | 3 412 | 3 287 | 91 | 97 | 3 321 | 3 190 |
| 13 | Accidents between vehicles | 13 901 | 13 181 | 31 424 | 30 421 | 252 | 190 | 31 172 | 30 231 |
| | of which: | | | | | | | | |
| 131 | - Rear-end collisions | 2 065 | 2 041 | 5 859 | 5 914 | 31 | 25 | 5 828 | 5 889 |
| 132 | - Collisions due to crossing or turning | 10 769 | 10 118 | 22 747 | 21 559 | 133 | 105 | 22 614 | 21 454 |
| 133 | - Head-on collisions | 859 | 829 | 2 449 | 2 570 | 77 | 52 | 2 372 | 2 518 |
| 134 | - Others (including collisions with parked vehicles) | 208 | 193 | 369 | 378 | 11 | 8 | 358 | 370 |
| 2 | Accidents in built-up areas - Total (21+22+23) | 13 553 | 13 049 | 24 555 | 23 900 | 207 | 191 | 24 348 | 23 709 |
| 21 | Accidents between vehicle and pedestrian | 2 444 | 2 505 | 2 838 | 2 837 | 115 | 117 | 2 723 | 2 720 |
| 22 | Single vehicle accidents | 980 | 963 | 1 694 | 1 712 | 29 | 37 | 1 665 | 1 675 |
| 23 | Accidents between vehicles | 10 006 | 9 435 | 19 849 | 19 140 | 59 | 37 | 19 790 | 19 103 |
| | of which: | | | | | | | | |
| 231 | - Rear-end collisions | 1 188 | 1 223 | 2 848 | 3 027 | 4 | 3 | 2 844 | 3 024 |
| 232 | - Collisions due to crossing or turning | 8 100 | 7 521 | 15 417 | 14 439 | 42 | 25 | 15 375 | 14 414 |
| 233 | - Head-on collisions | 535 | 521 | 1 277 | 1 370 | 6 | 6 | 1 271 | 1 364 |
| 234 | - Others (including collisions with parked vehicles) | 183 | 170 | 307 | 304 | 7 | 3 | 300 | 301 |

Kazakhstan - Kazakhstan - Казахстан

| | | | | | | | | | |
|----------|---|---------------|---------------|---------------|---------------|--------------|--------------|---------------|---------------|
| 1 | All accidents - Total (11+12+13) | 12 967 | 14 013 | 18 039 | 19 705 | 2 410 | 2 754 | 15 629 | 16 951 |
| 11 | Accidents between vehicle and pedestrian | 6 777 | 7 181 | 7 281 | 7 659 | 925 | 995 | 6 356 | 6 664 |
| 12 | Single vehicle accidents | 2 170 | 2 711 | 3 587 | 5 147 | 614 | 796 | 2 973 | 4 351 |
| 13 | Accidents between vehicles | 4 020 | 4 121 | 7 171 | 6 899 | 871 | 963 | 6 300 | 5 936 |
| | of which: | | | | | | | | |
| 131 | - Rear-end collisions | 286 | 380 | 446 | 693 | 35 | 88 | 411 | 605 |
| 132 | - Collisions due to crossing or turning | 1 638 | 1 413 | 2 520 | 2 055 | 180 | 184 | 2 340 | 1 871 |
| 133 | - Head-on collisions | 1 074 | 1 111 | 2 426 | 2 588 | 459 | 474 | 1 967 | 2 114 |
| 134 | - Others (including collisions with parked vehicles) | 906 | 818 | 1 580 | 1 338 | 186 | 165 | 1 394 | 1 173 |
| 2 | Accidents in built-up areas - Total (21+22+23) | 9 640 | 10 395 | 12 030 | 13 073 | 1 111 | 1 234 | 10 919 | 11 839 |
| 21 | Accidents between vehicle and pedestrian | 5 831 | 7 141 | 6 224 | 7 612 | 660 | 960 | 5 564 | 6 652 |
| 22 | Single vehicle accidents | 1 023 | 1 008 | 1 570 | 1 421 | 155 | 160 | 1 415 | 1 261 |
| 23 | Accidents between vehicles | 2 786 | 2 246 | 4 236 | 4 040 | 296 | 114 | 3 940 | 3 926 |
| | of which: | | | | | | | | |
| 231 | - Rear-end collisions | 314 | ... | 453 | ... | 25 | ... | 428 | 379 |
| 232 | - Collisions due to crossing or turning | 1 411 | ... | 2 012 | ... | 129 | ... | 1 883 | 1 806 |
| 233 | - Head-on collisions | 464 | ... | 850 | ... | 67 | ... | 783 | 740 |
| 234 | - Others (including collisions with parked vehicles) | 531 | ... | 856 | ... | 69 | ... | 787 | 1 001 |

Kyrgyzstan - Kirghizistan - Кыргызстан

| | | | | | | | | | |
|----------|---|--------------|--------------|--------------|--------------|------------|------------|--------------|--------------|
| 1 | All accidents - Total (11+12+13) | 2 966 | 3 380 | 4 286 | 4 988 | 725 | 897 | 3 561 | 4 091 |
| 11 | Accidents between vehicle and pedestrian | 1 642 | 1 934 | 1 798 | 2 122 | 366 | 459 | 1 432 | 1 663 |
| 12 | Single vehicle accidents | 426 | 480 | 844 | 1 011 | 158 | 188 | 686 | 823 |
| 13 | Accidents between vehicles | 860 | 939 | 1 604 | 1 825 | 198 | 245 | 1 406 | 1 580 |
| | of which: | | | | | | | | |
| 131 | - Rear-end collisions | ... | ... | ... | ... | ... | ... | ... | ... |
| 132 | - Collisions due to crossing or turning | ... | ... | ... | ... | ... | ... | ... | ... |
| 133 | - Head-on collisions | ... | ... | ... | ... | ... | ... | ... | ... |
| 134 | - Others (including collisions with parked vehicles) | 38 | 27 | 40 | 30 | 3 | 5 | 37 | 25 |
| 2 | Accidents in built-up areas - Total (21+22+23) | 1 681 | 1 825 | 2 126 | 2 340 | 253 | 314 | 1 873 | 2 026 |
| 21 | Accidents between vehicle and pedestrian | ... | ... | ... | ... | ... | ... | ... | ... |
| 22 | Single vehicle accidents | ... | ... | ... | ... | ... | ... | ... | ... |
| 23 | Accidents between vehicles | ... | ... | ... | ... | ... | ... | ... | ... |
| | of which: | | | | | | | | |
| 231 | - Rear-end collisions | ... | ... | ... | ... | ... | ... | ... | ... |
| 232 | - Collisions due to crossing or turning | ... | ... | ... | ... | ... | ... | ... | ... |
| 233 | - Head-on collisions | ... | ... | ... | ... | ... | ... | ... | ... |
| 234 | - Others (including collisions with parked vehicles) | ... | ... | ... | ... | ... | ... | ... | ... |

For notes see end of table.

Voir notes à la fin du tableau.

См. примечания в конце таблицы.

2. Road traffic accidents involving personal injury by nature of accident

2. Accidents de la circulation routière ayant entraîné des lésions corporelles par type d'accident

2. Дорожно-транспортные происшествия по типу происшествия

Unit : number - Unité : nombre - Единица: Число

| Description Description Описание | Accidents | | Persons killed or injured: total Personnes tuées ou blessées: total Погибшие или раненые: всего | | Persons killed Personnes tuées Погибшие | | Persons injured Personnes blessées Раненые | |
|--|-----------|------|---|------|---|------|--|------|
| | 2002 | 2003 | 2002 | 2003 | 2002 | 2003 | 2002 | 2003 |

Lithuania - Lituanie - Литва

| | | | | | | | | | |
|----------|---|--------------|--------------|--------------|--------------|------------|------------|--------------|--------------|
| 1 | All accidents - Total (11+12+13) | 6 091 | 5 965 | 8 125 | 7 975 | 697 | 709 | 7 428 | 7 266 |
| 11 | Accidents between vehicle and pedestrian | 2 179 | 2 111 | 2 294 | 2 241 | 235 | 211 | 2 059 | 2 030 |
| 12 | Single vehicle accidents | 1 543 | 1 316 | 2 299 | 2 040 | 213 | 218 | 2 086 | 1 822 |
| 13 | Accidents between vehicles | 2 369 | 2 538 | 3 532 | 3 694 | 249 | 280 | 3 283 | 3 414 |
| | of which: | | | | | | | | |
| 131 | - Rear-end collisions | 562 | 403 | 773 | 522 | 70 | 49 | 703 | 473 |
| 132 | - Collisions due to crossing or turning | 1 183 | 1 264 | 1 626 | 1 703 | 57 | 84 | 1 569 | 1 619 |
| 133 | - Head-on collisions | 529 | 531 | 1 007 | 1 055 | 116 | 115 | 891 | 940 |
| 134 | - Others (including collisions with parked vehicles) | 95 | 340 | 126 | 414 | 6 | 32 | 120 | 382 |
| 2 | Accidents in built-up areas - Total (21+22+23) | 4 226 | 3 499 | 5 268 | 4 253 | 312 | 180 | 4 956 | 4 073 |
| 21 | Accidents between vehicle and pedestrian | 1 876 | 1 690 | 1 980 | 1 795 | 136 | 86 | 1 844 | 1 709 |
| 22 | Single vehicle accidents | 771 | 331 | 1 116 | 510 | 86 | 37 | 1 030 | 473 |
| 23 | Accidents between vehicles | 1 579 | 1 478 | 2 172 | 1 948 | 90 | 57 | 2 082 | 1 891 |
| | of which: | | | | | | | | |
| 231 | - Rear-end collisions | 344 | 205 | 438 | 261 | 29 | 5 | 409 | 256 |
| 232 | - Collisions due to crossing or turning | 902 | 829 | 1 178 | 1 067 | 27 | 27 | 1 151 | 1 040 |
| 233 | - Head-on collisions | 275 | 221 | 482 | 363 | 33 | 16 | 449 | 347 |
| 234 | - Others (including collisions with parked vehicles) | 58 | 223 | 74 | 257 | 1 | 9 | 73 | 248 |

Luxembourg - Luxembourg - Люксембург

| | | | | | | | | | |
|----------|---|------------|------------|--------------|--------------|-----------|-----------|--------------|--------------|
| 1 | All accidents - Total (11+12+13) | 771 | 720 | 1 162 | 1 105 | 62 | 53 | 1 100 | 1 052 |
| 11 | Accidents between vehicle and pedestrian | 109 | 123 | 124 | 132 | 6 | 7 | 118 | 125 |
| 12 | Single vehicle accidents | 219 | 269 | 291 | 366 | 25 | 19 | 260 | 347 |
| 13 | Accidents between vehicles | 443 | 328 | 747 | 607 | 31 | 27 | 722 | 580 |
| | of which: | | | | | | | | |
| 131 | - Rear-end collisions | ... | ... | ... | ... | ... | ... | ... | ... |
| 132 | - Collisions due to crossing or turning | ... | ... | ... | ... | ... | ... | ... | ... |
| 133 | - Head-on collisions | ... | ... | ... | ... | ... | ... | ... | ... |
| 134 | - Others (including collisions with parked vehicles) | ... | ... | ... | ... | ... | ... | ... | ... |
| 2 | Accidents in built-up areas - Total (21+22+23) | 366 | 370 | 521 | 513 | 20 | 16 | 501 | 497 |
| 21 | Accidents between vehicle and pedestrian | 99 | 118 | 112 | 127 | 5 | 6 | 107 | 121 |
| 22 | Single vehicle accidents | 66 | 83 | 92 | 105 | 9 | 3 | 83 | 102 |
| 23 | Accidents between vehicles | 201 | 169 | 317 | 281 | 6 | 7 | 311 | 274 |
| | of which: | | | | | | | | |
| 231 | - Rear-end collisions | ... | ... | ... | ... | ... | ... | ... | ... |
| 232 | - Collisions due to crossing or turning | ... | ... | ... | ... | ... | ... | ... | ... |
| 233 | - Head-on collisions | ... | ... | ... | ... | ... | ... | ... | ... |
| 234 | - Others (including collisions with parked vehicles) | ... | ... | ... | ... | ... | ... | ... | ... |

Malta - Malte - Мальта

| | | | | | | | | | |
|----------|---|---------------|---------------|--------------|--------------|------------|------------|--------------|--------------|
| 1 | All accidents - Total (11+12+13) | 14 062 | 13 979 | 1 312 | 1 188 | 16 | 17 | 1 296 | 1 171 |
| 11 | Accidents between vehicle and pedestrian | ... | ... | 249 | 224 | ... | 5 | ... | 219 |
| 12 | Single vehicle accidents | ... | ... | ... | ... | ... | ... | ... | ... |
| 13 | Accidents between vehicles | ... | ... | ... | ... | ... | ... | ... | ... |
| | of which: | | | | | | | | |
| 131 | - Rear-end collisions | ... | ... | ... | ... | ... | ... | ... | ... |
| 132 | - Collisions due to crossing or turning | ... | ... | ... | ... | ... | ... | ... | ... |
| 133 | - Head-on collisions | ... | ... | ... | ... | ... | ... | ... | ... |
| 134 | - Others (including collisions with parked vehicles) | ... | ... | ... | ... | ... | ... | ... | ... |
| 2 | Accidents in built-up areas - Total (21+22+23) | ... | ... | ... | ... | ... | ... | ... | ... |
| 21 | Accidents between vehicle and pedestrian | ... | ... | ... | ... | ... | ... | ... | ... |
| 22 | Single vehicle accidents | ... | ... | ... | ... | ... | ... | ... | ... |
| 23 | Accidents between vehicles | ... | ... | ... | ... | ... | ... | ... | ... |
| | of which: | | | | | | | | |
| 231 | - Rear-end collisions | ... | ... | ... | ... | ... | ... | ... | ... |
| 232 | - Collisions due to crossing or turning | ... | ... | ... | ... | ... | ... | ... | ... |
| 233 | - Head-on collisions | ... | ... | ... | ... | ... | ... | ... | ... |
| 234 | - Others (including collisions with parked vehicles) | ... | ... | ... | ... | ... | ... | ... | ... |

For notes see end of table.

Voir notes à la fin du tableau.

См. примечания в конце таблицы.

2. Road traffic accidents involving personal injury by nature of accident

2. Accidents de la circulation routière ayant entraîné des lésions corporelles par type d'accident

2. Дорожно-транспортные происшествия по типу происшествия

Unit : number - Unité : nombre - Единица: Число

| Description Description Описание | Accidents | | Persons killed or injured: total Personnes tuées ou blessées: total Погибшие или раненые: всего | | Persons killed Personnes tuées Погибшие | | Persons injured Personnes blessées Раненые | |
|--|-----------|------|---|------|---|------|--|------|
| | 2002 | 2003 | 2002 | 2003 | 2002 | 2003 | 2002 | 2003 |

Netherlands - Pays-Bas - Нидерланды

| | | | | | | | | | |
|----------|---|---------------|---------------|---------------|---------------|--------------|--------------|---------------|---------------|
| 1 | All accidents - Total (11+12+13) | 33 538 | 31 635 | 41 669 | 39 004 | 1 066 | 1 088 | 40 682 | 37 976 |
| 11 | Accidents between vehicle and pedestrian | 2 180 | 1 971 | 2 446 | 2 211 | 88 | 96 | 2 366 | 2 115 |
| 12 | Single vehicle accidents | 6 922 | 6 580 | 8 322 | 7 856 | 371 | 364 | 7 951 | 7 492 |
| 13 | Accidents between vehicles | 24 436 | 23 084 | 30 901 | 28 937 | 528 | 568 | 30 373 | 28 369 |
| | of which: | | | | | | | | |
| 131 | - Rear-end collisions | 5 355 | 4 947 | 7 329 | 6 727 | 57 | 72 | 7 272 | 6 655 |
| 132 | - Collisions due to crossing or turning | 15 673 | 14 886 | 18 871 | 17 858 | 341 | 357 | 18 530 | 17 501 |
| 133 | - Head-on collisions | 2 526 | 2 401 | 3 685 | 3 380 | 114 | 122 | 3 571 | 3 258 |
| 134 | - Others (including collisions with parked vehicles) | 882 | 850 | 1 016 | 972 | 16 | 17 | 1 000 | 955 |
| 2 | Accidents in built-up areas - Total (21+22+23) | 21 599 | 20 178 | 25 323 | 23 521 | 339 | 342 | 24 984 | 23 179 |
| 21 | Accidents between vehicle and pedestrian | 1 944 | 1 762 | 2 152 | 1 951 | 65 | 64 | 2 087 | 1 887 |
| 22 | Single vehicle accidents | 3 019 | 2 787 | 3 461 | 3 222 | 93 | 90 | 3 368 | 3 132 |
| 23 | Accidents between vehicles | 16 877 | 15 876 | 20 034 | 18 688 | 190 | 192 | 19 844 | 18 496 |
| | of which: | | | | | | | | |
| 231 | - Rear-end collisions | 2 632 | 2 379 | 3 367 | 3 005 | 16 | 16 | 3 351 | 2 989 |
| 232 | - Collisions due to crossing or turning | 11 811 | 11 235 | 13 650 | 12 929 | 155 | 153 | 13 495 | 12 776 |
| 233 | - Head-on collisions | 1 661 | 1 517 | 2 164 | 1 945 | 16 | 14 | 2 148 | 1 931 |
| 234 | - Others (including collisions with parked vehicles) | 773 | 736 | 853 | 809 | 3 | 9 | 850 | 800 |

Norway - Norvège - Норвегия

| | | | | | | | | | |
|----------|---|--------------|--------------|---------------|---------------|------------|------------|---------------|---------------|
| 1 | All accidents - Total (11+12+13) | 8 724 | 8 266 | 12 705 | 12 131 | 310 | 280 | 12 395 | 11 851 |
| 11 | Accidents between vehicle and pedestrian | 931 | 855 | 1 012 | 936 | 33 | 33 | 979 | 903 |
| 12 | Single vehicle accidents | 2 627 | 2 624 | 3 563 | 3 510 | 110 | 97 | 3 453 | 3 413 |
| 13 | Accidents between vehicles | 5 166 | 4 787 | 8 130 | 7 685 | 167 | 150 | 7 963 | 7 535 |
| | of which: | | | | | | | | |
| 131 | - Rear-end collisions | 1 417 | 1 375 | 2 341 | 2 325 | 6 | 5 | 2 335 | 2 320 |
| 132 | - Collisions due to crossing or turning | 1 728 | 1 554 | 2 339 | 2 118 | 24 | 24 | 2 315 | 2 094 |
| 133 | - Head-on collisions | 1 353 | 1 200 | 2 547 | 2 348 | 124 | 112 | 2 423 | 2 236 |
| 134 | - Others (including collisions with parked vehicles) | 651 | 640 | 878 | 868 | 13 | 6 | 865 | 862 |
| 2 | Accidents in built-up areas - Total (21+22+23) | 1 676 | 1 643 | 2 131 | 2 182 | 33 | 28 | 2 098 | 2 154 |
| 21 | Accidents between vehicle and pedestrian | 362 | 366 | 393 | 396 | 12 | 10 | 381 | 386 |
| 22 | Single vehicle accidents | 256 | 238 | 322 | 302 | 4 | 7 | 318 | 295 |
| 23 | Accidents between vehicles | 1 058 | 1 039 | 1 416 | 1 484 | 17 | 11 | 1 399 | 1 473 |
| | of which: | | | | | | | | |
| 231 | - Rear-end collisions | 248 | 259 | 369 | 436 | 1 | 1 | 368 | 435 |
| 232 | - Collisions due to crossing or turning | 494 | 483 | 625 | 612 | 10 | 6 | 615 | 606 |
| 233 | - Head-on collisions | 182 | 159 | 259 | 263 | 3 | 3 | 256 | 260 |
| 234 | - Others (including collisions with parked vehicles) | 133 | 138 | 162 | 173 | 3 | 1 | 159 | 172 |

Poland - Pologne - Польша

| | | | | | | | | | |
|----------|---|---------------|---------------|---------------|---------------|--------------|--------------|---------------|---------------|
| 1 | All accidents - Total (11+12+13) | 53 559 | 51 078 | 73 325 | 69 540 | 5 827 | 5 640 | 67 498 | 63 900 |
| 11 | Accidents between vehicle and pedestrian | 18 074 | 17 002 | 19 287 | 18 111 | 1 941 | 1 859 | 17 346 | 16 252 |
| 12 | Single vehicle accidents | 10 702 | 10 171 | 17 207 | 15 327 | 1 519 | 1 403 | 15 688 | 13 924 |
| 13 | Accidents between vehicles | 24 117 | 23 287 | 36 830 | 35 259 | 2 367 | 2 331 | 34 463 | 32 928 |
| | of which: | | | | | | | | |
| 131 | - Rear-end collisions | 5 440 | 5 167 | 7 477 | 7 027 | 404 | 407 | 7 073 | 6 620 |
| 132 | - Collisions due to crossing or turning | 12 630 | 11 956 | 18 160 | 16 352 | 841 | 700 | 17 319 | 15 652 |
| 133 | - Head-on collisions | 6 047 | 5 907 | 11 193 | 10 786 | 1 122 | 1 058 | 10 071 | 9 728 |
| 134 | - Others (including collisions with parked vehicles) | ... | ... | ... | ... | ... | ... | ... | ... |
| 2 | Accidents in built-up areas - Total (21+22+23) | 38 652 | 36 912 | 49 140 | 46 801 | 2 762 | 2 654 | 46 378 | 44 147 |
| 21 | Accidents between vehicle and pedestrian | ... | ... | ... | ... | ... | ... | ... | ... |
| 22 | Single vehicle accidents | ... | ... | ... | ... | ... | ... | ... | ... |
| 23 | Accidents between vehicles | ... | ... | ... | ... | ... | ... | ... | ... |
| | of which: | | | | | | | | |
| 231 | - Rear-end collisions | ... | ... | ... | ... | ... | ... | ... | ... |
| 232 | - Collisions due to crossing or turning | ... | ... | ... | ... | ... | ... | ... | ... |
| 233 | - Head-on collisions | ... | ... | ... | ... | ... | ... | ... | ... |
| 234 | - Others (including collisions with parked vehicles) | ... | ... | ... | ... | ... | ... | ... | ... |

For notes see end of table.

Voir notes à la fin du tableau.

См. примечания в конце таблицы.

2. Road traffic accidents involving personal injury by nature of accident

2. Accidents de la circulation routière ayant entraîné des lésions corporelles par type d'accident

2. Дорожно-транспортные происшествия по типу происшествия

Unit : number - Unité : nombre - Единица: Число

| Description Description Описание | Accidents | | Persons killed or injured: total Personnes tuées ou blessées: total Погибшие или раненые: всего | | Persons killed Personnes tuées Погибшие | | Persons injured Personnes blessées Раненые | |
|--|-----------|------|---|------|---|------|--|------|
| | 2002 | 2003 | 2002 | 2003 | 2002 | 2003 | 2002 | 2003 |

Portugal - Portugal - Португалия 1)

| | | | | | | | | | |
|----------|---|---------------|---------------|---------------|---------------|--------------|--------------|---------------|---------------|
| 1 | All accidents - Total (11+12+13) | 42 219 | 41 495 | 58 054 | 56 614 | 1 469 | 1 356 | 56 585 | 55 258 |
| 11 | Accidents between vehicle and pedestrian | 7 014 | 6 776 | 7 680 | 7 362 | 297 | 242 | 7 383 | 7 120 |
| 12 | Single vehicle accidents | 6 659 | 6 795 | 9 299 | 9 367 | 279 | 271 | 9 020 | 9 096 |
| 13 | Accidents between vehicles | 28 546 | 27 924 | 41 375 | 39 885 | 893 | 843 | 40 182 | 39 042 |
| | of which: | | | | | | | | |
| 131 | - Rear-end collisions | 4 028 | 3 926 | 5 606 | 5 371 | 79 | 72 | 5 527 | 5 299 |
| 132 | - Collisions due to crossing or turning | 9 383 | 9 103 | 12 841 | 12 602 | 199 | 206 | 12 642 | 12 396 |
| 133 | - Head-on collisions | 7 783 | 7 198 | 12 652 | 11 600 | 350 | 337 | 12 302 | 11 263 |
| 134 | - Others (including collisions with parked vehicles) | 7 352 | 7 697 | 9 976 | 10 312 | 265 | 228 | 9 711 | 10 084 |
| 2 | Accidents in built-up areas - Total (21+22+23) | 27 983 | 27 983 | ... | 36 076 | ... | 578 | ... | 35 498 |
| 21 | Accidents between vehicle and pedestrian | 6 447 | 6 259 | ... | 6 775 | ... | 162 | ... | 6 613 |
| 22 | Single vehicle accidents | 2 407 | 2 607 | ... | 3 375 | ... | 63 | ... | 3 312 |
| 23 | Accidents between vehicles | 19 129 | 19 117 | ... | 25 926 | ... | 353 | ... | 25 573 |
| | of which: | | | | | | | | |
| 231 | - Rear-end collisions | 2 255 | 2 273 | ... | 2 894 | ... | 24 | ... | 2 870 |
| 232 | - Collisions due to crossing or turning | 6 815 | 6 833 | ... | 9 074 | ... | 107 | ... | 8 967 |
| 233 | - Head-on collisions | 5 679 | 5 349 | ... | 7 943 | ... | 121 | ... | 7 822 |
| 234 | - Others (including collisions with parked vehicles) | 4 380 | 4 662 | ... | 6 015 | ... | 101 | ... | 5 914 |

Republic of Moldova - République de Moldova - Республика Молдова

| | | | | | | | | | |
|----------|---|--------------|--------------|--------------|--------------|------------|------------|--------------|--------------|
| 1 | All accidents - Total (11+12+13) | 2 899 | 2 672 | 3 917 | 3 641 | 412 | 425 | 3 505 | 3 216 |
| 11 | Accidents between vehicle and pedestrian | 1 369 | 1 289 | 1 462 | 1 385 | 169 | 158 | 1 293 | 1 227 |
| 12 | Single vehicle accidents | 512 | 481 | 844 | 808 | 116 | 114 | 728 | 694 |
| 13 | Accidents between vehicles | 1 018 | 902 | 1 611 | 1 448 | 127 | 153 | 1 484 | 1 295 |
| | of which: | | | | | | | | |
| 131 | - Rear-end collisions | ... | ... | ... | ... | ... | ... | ... | ... |
| 132 | - Collisions due to crossing or turning | ... | ... | ... | ... | ... | ... | ... | ... |
| 133 | - Head-on collisions | ... | ... | ... | ... | ... | ... | ... | ... |
| 134 | - Others (including collisions with parked vehicles) | ... | ... | ... | ... | ... | ... | ... | ... |
| 2 | Accidents in built-up areas - Total (21+22+23) | 2 059 | 2 335 | 2 626 | 3 063 | 201 | 290 | 2 425 | 2 773 |
| 21 | Accidents between vehicle and pedestrian | 1 099 | 1 197 | 1 161 | 1 286 | 105 | 124 | 1 056 | 1 162 |
| 22 | Single vehicle accidents | 243 | 367 | 415 | 599 | 38 | 85 | 377 | 514 |
| 23 | Accidents between vehicles | 717 | 771 | 1 050 | 1 178 | 58 | 81 | 992 | 1 097 |
| | of which: | | | | | | | | |
| 231 | - Rear-end collisions | ... | ... | ... | ... | ... | ... | ... | ... |
| 232 | - Collisions due to crossing or turning | ... | ... | ... | ... | ... | ... | ... | ... |
| 233 | - Head-on collisions | ... | ... | ... | ... | ... | ... | ... | ... |
| 234 | - Others (including collisions with parked vehicles) | ... | ... | ... | ... | ... | ... | ... | ... |

Romania - Roumanie - Румыния

| | | | | | | | | | |
|----------|---|--------------|--------------|--------------|--------------|--------------|--------------|--------------|--------------|
| 1 | All accidents - Total (11+12+13) | 7 047 | 6 654 | 8 175 | 7 773 | 2 398 | 2 235 | 5 777 | 5 538 |
| 11 | Accidents between vehicle and pedestrian | 3 725 | 3 498 | 3 916 | 3 572 | 1 103 | 968 | 2 813 | 2 604 |
| 12 | Single vehicle accidents | 1 181 | 1 165 | 1 448 | 1 585 | 451 | 480 | 997 | 1 105 |
| 13 | Accidents between vehicles | 2 141 | 1 991 | 2 811 | 2 616 | 844 | 787 | 1 967 | 1 829 |
| | of which: | | | | | | | | |
| 131 | - Rear-end collisions | 229 | 103 | 288 | 129 | 70 | 48 | 218 | 81 |
| 132 | - Collisions due to crossing or turning | 933 | 987 | 1 098 | 1 161 | 312 | 318 | 786 | 843 |
| 133 | - Head-on collisions | 870 | 670 | 1 296 | 1 033 | 413 | 327 | 883 | 706 |
| 134 | - Others (including collisions with parked vehicles) | 109 | 231 | 129 | 293 | 49 | 94 | 80 | 199 |
| 2 | Accidents in built-up areas - Total (21+22+23) | 6 083 | 5 354 | 6 880 | 6 047 | 1 916 | 1 569 | 4 964 | 4 478 |
| 21 | Accidents between vehicle and pedestrian | 3 464 | 3 169 | 3 614 | 3 267 | 970 | 806 | 2 644 | 2 461 |
| 22 | Single vehicle accidents | 920 | 771 | 1 132 | 1 006 | 341 | 280 | 791 | 726 |
| 23 | Accidents between vehicles | 1 699 | 1 414 | 2 134 | 1 774 | 605 | 483 | 1 529 | 1 291 |
| | of which: | | | | | | | | |
| 231 | - Rear-end collisions | 187 | 87 | 223 | 105 | 51 | 36 | 172 | 69 |
| 232 | - Collisions due to crossing or turning | 831 | 771 | 968 | 882 | 271 | 222 | 697 | 660 |
| 233 | - Head-on collisions | 594 | 399 | 844 | 588 | 248 | 161 | 596 | 427 |
| 234 | - Others (including collisions with parked vehicles) | 87 | 157 | 99 | 199 | 35 | 64 | 64 | 135 |

For notes see end of table.

Voir notes à la fin du tableau.

См. примечания в конце таблицы.

2. Road traffic accidents involving personal injury by nature of accident

2. Accidents de la circulation routière ayant entraîné des lésions corporelles par type d'accident

2. Дорожно-транспортные происшествия по типу происшествия

Unit : number - Unité : nombre - Единица: Число

| Description Description Описание | Accidents | | Persons killed or injured: total Personnes tuées ou blessées: total Погибшие или раненые: всего | | Persons killed Personnes tuées Погибшие | | Persons injured Personnes blessées Раненые | |
|--|-----------|------|---|------|---|------|--|------|
| | 2002 | 2003 | 2002 | 2003 | 2002 | 2003 | 2002 | 2003 |

Russian Federation - Fédération de Russie - Российская Федерация

| | | | | | | | | | |
|----------|---|----------------|----------------|----------------|----------------|---------------|---------------|----------------|----------------|
| 1 | All accidents - Total (11+12+13) | 184 365 | 204 267 | 248 921 | 279 521 | 33 243 | 35 602 | 215 678 | 243 919 |
| 11 | Accidents between vehicle and pedestrian | 84 773 | 90 573 | 90 607 | 96 915 | 13 828 | 14 863 | 76 779 | 82 052 |
| 12 | Single vehicle accidents | 39 582 | 43 356 | 58 488 | 64 049 | 7 668 | 7 896 | 50 820 | 56 153 |
| 13 | Accidents between vehicles | 60 010 | 70 338 | 99 826 | 118 557 | 11 747 | 12 843 | 88 079 | 105 714 |
| | of which: | | | | | | | | |
| 131 | - Rear-end collisions | 7 894 | 9 801 | 11 661 | 14 557 | 921 | 1 017 | 10 740 | 13 540 |
| 132 | - Collisions due to crossing or turning | 14 265 | 16 928 | 21 318 | 25 967 | 1 015 | 1 126 | 20 303 | 24 841 |
| 133 | - Head-on collisions | 18 043 | 20 509 | 36 382 | 42 217 | 5 667 | 6 317 | 30 715 | 35 900 |
| 134 | - Others (including collisions with parked vehicles) | 19 808 | 23 100 | 30 465 | 35 816 | 4 144 | 4 383 | 26 321 | 31 433 |
| 2 | Accidents in built-up areas - Total (21+22+23) | 131 653 | 145 640 | 163 428 | 182 965 | 16 344 | 17 429 | 147 084 | 165 536 |
| 21 | Accidents between vehicle and pedestrian | 74 447 | 79 217 | 79 355 | 84 568 | 9 535 | 10 120 | 69 820 | 74 448 |
| 22 | Single vehicle accidents | 19 353 | 21 234 | 27 316 | 29 804 | 3 036 | 3 147 | 24 280 | 26 657 |
| 23 | Accidents between vehicles | 37 853 | 45 189 | 56 757 | 68 593 | 3 773 | 4 162 | 52 984 | 64 431 |
| | of which: | | | | | | | | |
| 231 | - Rear-end collisions | 4 808 | 6 133 | 6 496 | 8 392 | 289 | 331 | 6 207 | 8 061 |
| 232 | - Collisions due to crossing or turning | 11 360 | 13 621 | 16 262 | 19 967 | 548 | 573 | 15 714 | 19 394 |
| 233 | - Head-on collisions | 9 035 | 10 271 | 16 199 | 18 753 | 1 399 | 1 634 | 14 800 | 17 119 |
| 234 | - Others (including collisions with parked vehicles) | 12 650 | 15 164 | 17 800 | 21 481 | 1 537 | 1 624 | 16 263 | 19 857 |

Slovakia - Slovaquie - Словакия

| | | | | | | | | | |
|----------|---|--------------|--------------|---------------|---------------|------------|------------|---------------|---------------|
| 1 | All accidents - Total (11+12+13) | 7 866 | 8 551 | 10 873 | 11 966 | 610 | 645 | 10 263 | 11 321 |
| 11 | Accidents between vehicle and pedestrian | 1 027 | 1 124 | 1 050 | 1 054 | 44 | 56 | 1 006 | 998 |
| 12 | Single vehicle accidents | ... | ... | ... | ... | ... | ... | ... | ... |
| 13 | Accidents between vehicles | 3 477 | 3 878 | 5 361 | 5 923 | 277 | 278 | 5 084 | 5 645 |
| | of which: | | | | | | | | |
| 131 | - Rear-end collisions | 588 | 661 | 824 | 922 | 38 | 31 | 786 | 891 |
| 132 | - Collisions due to crossing or turning | 2 040 | 2 221 | 2 876 | 3 071 | 90 | 83 | 2 786 | 2 983 |
| 133 | - Head-on collisions | 849 | 996 | 1 661 | 1 935 | 149 | 164 | 1 512 | 1 771 |
| 134 | - Others (including collisions with parked vehicles) | ... | ... | ... | ... | ... | ... | ... | ... |
| 2 | Accidents in built-up areas - Total (21+22+23) | 5 291 | 5 775 | 6 624 | 7 450 | 268 | 305 | 6 356 | 7 145 |
| 21 | Accidents between vehicle and pedestrian | ... | ... | 2 017 | 2 060 | 134 | 140 | 1 883 | 1 920 |
| 22 | Single vehicle accidents | ... | ... | ... | ... | ... | ... | ... | ... |
| 23 | Accidents between vehicles | ... | ... | ... | ... | ... | ... | ... | ... |
| | of which: | | | | | | | | |
| 231 | - Rear-end collisions | ... | ... | ... | ... | ... | ... | ... | ... |
| 232 | - Collisions due to crossing or turning | ... | ... | ... | ... | ... | ... | ... | ... |
| 233 | - Head-on collisions | ... | ... | ... | ... | ... | ... | ... | ... |
| 234 | - Others (including collisions with parked vehicles) | ... | ... | ... | ... | ... | ... | ... | ... |

Slovenia - Slovénie - Словения

| | | | | | | | | | |
|----------|---|---------------|---------------|---------------|---------------|------------|------------|---------------|---------------|
| 1 | All accidents - Total (11+12+13) | 10 199 | 11 676 | 14 198 | 16 945 | 268 | 242 | 13 930 | 16 703 |
| 11 | Accidents between vehicle and pedestrian | ... | ... | ... | ... | ... | ... | ... | ... |
| 12 | Single vehicle accidents | ... | ... | ... | ... | ... | ... | ... | ... |
| 13 | Accidents between vehicles | ... | ... | ... | ... | ... | ... | ... | ... |
| | of which: | | | | | | | | |
| 131 | - Rear-end collisions | ... | ... | ... | ... | ... | ... | ... | ... |
| 132 | - Collisions due to crossing or turning | ... | ... | ... | ... | ... | ... | ... | ... |
| 133 | - Head-on collisions | ... | ... | ... | ... | ... | ... | ... | ... |
| 134 | - Others (including collisions with parked vehicles) | ... | ... | ... | ... | ... | ... | ... | ... |
| 2 | Accidents in built-up areas - Total (21+22+23) | 5 809 | 6 618 | 7 715 | 9 261 | 81 | 72 | 7 634 | 9 189 |
| 21 | Accidents between vehicle and pedestrian | 578 | 529 | 611 | 577 | 20 | 16 | 591 | 561 |
| 22 | Single vehicle accidents | 384 | 466 | 479 | 572 | 5 | 16 | 474 | 556 |
| 23 | Accidents between vehicles | 4 847 | 5 623 | 6 625 | 8 112 | 56 | 40 | 6 569 | 8 072 |
| | of which: | | | | | | | | |
| 231 | - Rear-end collisions | 1 023 | 1 243 | 1 457 | 1 950 | 3 | 1 | 1 454 | 1 949 |
| 232 | - Collisions due to crossing or turning | 1 858 | 2 098 | 2 488 | 2 927 | 18 | 15 | 2 470 | 2 912 |
| 233 | - Head-on collisions | 1 098 | 1 158 | 1 633 | 1 817 | 17 | 13 | 1 616 | 1 804 |
| 234 | - Others (including collisions with parked vehicles) | 868 | 1 124 | 1 047 | 1 418 | 18 | 11 | 1 029 | 1 407 |

For notes see end of table.

Voir notes à la fin du tableau.

См. примечания в конце таблицы.

2. Road traffic accidents involving personal injury by nature of accident

2. Accidents de la circulation routière ayant entraîné des lésions corporelles par type d'accident

2. Дорожно-транспортные происшествия по типу происшествия

Unit : number - Unité : nombre - Единица: Число

| Description Description Описание | Accidents | | Persons killed or injured: total Personnes tuées ou blessées: total Погибшие или раненые: всего | | Persons killed Personnes tuées Погибшие | | Persons injured Personnes blessées Раненые | |
|--|-----------|------|---|------|---|------|--|------|
| | Accidents | | Personnes tuées ou blessées: total | | Personnes tuées | | Personnes blessées | |
| | 2002 | 2003 | 2002 | 2003 | 2002 | 2003 | 2002 | 2003 |

Spain - Espagne - Испания

| | | | | | | | | | |
|----------|---|---------------|---------------|----------------|----------------|--------------|--------------|----------------|----------------|
| 1 | All accidents - Total (11+12+13) | 98 433 | 99 987 | 152 264 | 156 034 | 5 347 | 5 399 | 146 917 | 150 635 |
| 11 | Accidents between vehicle and pedestrian | 11 633 | 11 335 | 13 686 | 13 253 | 761 | 767 | 12 925 | 12 486 |
| 12 | Single vehicle accidents | 25 563 | 26 970 | 38 692 | 40 770 | 2 017 | 2 024 | 36 675 | 38 746 |
| 13 | Accidents between vehicles | 61 264 | 61 682 | 99 886 | 102 011 | 2 569 | 2 608 | 97 317 | 99 403 |
| | of which: | | | | | | | | |
| 131 | - Rear-end collisions | 17 216 | 17 953 | 29 678 | 31 276 | 429 | 404 | 29 249 | 30 872 |
| 132 | - Collisions due to crossing or turning | 33 401 | 32 977 | 51 862 | 51 910 | 1 118 | 1 132 | 50 744 | 50 778 |
| 133 | - Head-on collisions | 5 509 | 5 541 | 11 589 | 11 836 | 851 | 895 | 10 738 | 10 941 |
| 134 | - Others (including collisions with parked vehicles) | 5 138 | 5 211 | 6 757 | 6 989 | 171 | 177 | 6 586 | 6 812 |
| 2 | Accidents in built-up areas - Total (21+22+23) | 53 562 | 52 420 | 73 747 | 72 082 | 912 | 919 | 72 835 | 71 163 |
| 21 | Accidents between vehicle and pedestrian | 10 055 | 9 772 | 11 773 | 11 362 | 341 | 360 | 11 432 | 11 002 |
| 22 | Single vehicle accidents | 5 291 | 5 181 | 7 094 | 6 867 | 197 | 188 | 6 897 | 6 679 |
| 23 | Accidents between vehicles | 38 216 | 37 467 | 54 880 | 53 853 | 374 | 371 | 54 506 | 53 482 |
| | of which: | | | | | | | | |
| 231 | - Rear-end collisions | 9 447 | 9 553 | 14 439 | 14 612 | 51 | 40 | 14 388 | 14 572 |
| 232 | - Collisions due to crossing or turning | 22 932 | 22 172 | 32 489 | 31 481 | 213 | 225 | 32 276 | 31 256 |
| 233 | - Head-on collisions | 1 955 | 1 860 | 3 200 | 2 955 | 58 | 52 | 3 142 | 2 903 |
| 234 | - Others (including collisions with parked vehicles) | 3 882 | 3 882 | 4 752 | 4 805 | 52 | 54 | 4 700 | 4 751 |

Sweden - Suède - Швеция

| | | | | | | | | | |
|----------|---|---------------|---------------|---------------|---------------|------------|------------|---------------|---------------|
| 1 | All accidents - Total (11+12+13) | 16 947 | 18 365 | 25 307 | 27 632 | 560 | 529 | 24 747 | 27 103 |
| 11 | Accidents between vehicle and pedestrian | 1 599 | 1 544 | 1 842 | 1 841 | 58 | 58 | 1 784 | 1 783 |
| 12 | Single vehicle accidents | 5 633 | 5 531 | 7 699 | 7 485 | 200 | 186 | 7 499 | 7 299 |
| 13 | Accidents between vehicles | 9 715 | 11 290 | 15 766 | 18 306 | 302 | 285 | 15 464 | 18 021 |
| | of which: | | | | | | | | |
| 131 | - Rear-end collisions | 2 136 | 2 636 | 3 773 | 4 522 | 21 | 23 | 3 752 | 4 499 |
| 132 | - Collisions due to crossing or turning | 4 728 | 5 105 | 7 354 | 8 217 | 85 | 105 | 7 269 | 8 112 |
| 133 | - Head-on collisions | 1 090 | 765 | 2 063 | 1 499 | 147 | 114 | 1 916 | 1 385 |
| 134 | - Others (including collisions with parked vehicles) | 1 761 | 2 784 | 2 576 | 4 068 | 49 | 43 | 2 527 | 4 025 |
| 2 | Accidents in built-up areas - Total (21+22+23) | 9 197 | 9 971 | 12 829 | 13 795 | 146 | 130 | 12 683 | 13 665 |
| 21 | Accidents between vehicle and pedestrian | 1 422 | 1 180 | 1 631 | ... | 33 | ... | 1 598 | ... |
| 22 | Single vehicle accidents | 1 722 | 1 786 | 2 207 | ... | 59 | ... | 2 148 | ... |
| 23 | Accidents between vehicles | 6 053 | 7 005 | 8 991 | ... | 54 | ... | 8 937 | ... |
| | of which: | | | | | | | | |
| 231 | - Rear-end collisions | 1 189 | 1 645 | 1 986 | ... | 3 | ... | 1 986 | ... |
| 232 | - Collisions due to crossing or turning | 3 480 | 3 578 | 5 041 | ... | 33 | ... | 5 008 | ... |
| 233 | - Head-on collisions | 342 | 239 | 545 | ... | 9 | ... | 536 | ... |
| 234 | - Others (including collisions with parked vehicles) | 1 042 | 1 543 | 1 416 | ... | 9 | ... | 1 407 | ... |

Switzerland - Suisse - Швейцария

| | | | | | | | | | |
|----------|---|---------------|---------------|---------------|---------------|------------|------------|---------------|---------------|
| 1 | All accidents - Total (11+12+13) | 23 647 | 23 840 | 30 287 | 30 644 | 513 | 546 | 29 774 | 30 098 |
| 11 | Accidents between vehicle and pedestrian | 2 398 | 2 304 | 2 681 | 2 580 | 91 | 86 | 2 590 | 2 494 |
| 12 | Single vehicle accidents | 2 046 | 2 053 | 2 312 | 2 353 | 68 | 38 | 2 244 | 2 315 |
| 13 | Accidents between vehicles | 19 203 | 19 483 | 25 294 | 25 711 | 354 | 422 | 24 940 | 25 289 |
| | of which: | | | | | | | | |
| 131 | - Rear-end collisions | 4 930 | 5 033 | 6 996 | 7 060 | 12 | 20 | 6 984 | 7 040 |
| 132 | - Collisions due to crossing or turning | 4 626 | 4 599 | 5 671 | 5 612 | 30 | 51 | 5 641 | 5 561 |
| 133 | - Head-on collisions | 3 269 | 3 253 | 4 463 | 4 541 | 73 | 96 | 4 390 | 4 445 |
| 134 | - Others (including collisions with parked vehicles) | 6 378 | 6 598 | 8 164 | 8 498 | 239 | 255 | 7 925 | 8 243 |
| 2 | Accidents in built-up areas - Total (21+22+23) | 15 092 | 15 157 | 18 274 | 18 287 | 164 | 171 | 18 110 | 18 116 |
| 21 | Accidents between vehicle and pedestrian | 2 234 | 2 153 | 2 479 | 2 387 | 63 | 66 | 2 416 | 2 321 |
| 22 | Single vehicle accidents | 1 035 | 1 092 | 1 112 | 1 163 | 19 | 11 | 1 093 | 1 152 |
| 23 | Accidents between vehicles | 11 823 | 11 912 | 14 683 | 14 737 | 82 | 94 | 14 601 | 14 643 |
| | of which: | | | | | | | | |
| 231 | - Rear-end collisions | 3 188 | 3 288 | 4 289 | 4 368 | 2 | 3 | 4 287 | 4 365 |
| 232 | - Collisions due to crossing or turning | 3 783 | 3 704 | 4 497 | 4 383 | 16 | 23 | 4 481 | 4 360 |
| 233 | - Head-on collisions | 2 127 | 2 018 | 2 648 | 2 521 | 18 | 11 | 2 630 | 2 510 |
| 234 | - Others (including collisions with parked vehicles) | 2 725 | 2 902 | 3 249 | 3 465 | 46 | 57 | 3 203 | 3 408 |

For notes see end of table.

Voir notes à la fin du tableau.

См. примечания в конце таблицы.

2. Road traffic accidents involving personal injury by nature of accident

2. Accidents de la circulation routière ayant entraîné des lésions corporelles par type d'accident

2. Дорожно-транспортные происшествия по типу происшествия

Unit : number - Unité : nombre - Единица: Число

| Description Description Описание | Accidents | | Persons killed or injured: total Personnes tuées ou blessées: total Погибшие или раненые: всего | | Persons killed Personnes tuées Погибшие | | Persons injured Personnes blessées Раненые | |
|--|-----------|------|---|------|---|------|--|------|
| | 2002 | 2003 | 2002 | 2003 | 2002 | 2003 | 2002 | 2003 |

The FYR of Macedonia 2)

| | | | | | | | | | |
|----------|---|--------------|--------------|--------------|--------------|------------|------------|--------------|--------------|
| 1 | All accidents - Total (11+12+13) | 1 644 | 1 935 | 2 600 | 2 868 | 176 | 118 | 2 424 | 2 750 |
| 11 | Accidents between vehicle and pedestrian | 485 | 599 | 564 | 685 | 37 | 39 | 527 | 646 |
| 12 | Single vehicle accidents | 424 | 504 | 732 | 797 | 62 | 43 | 670 | 754 |
| 13 | Accidents between vehicles | 735 | 832 | 1 304 | 1 386 | 77 | 36 | 1 227 | 1 350 |
| | of which: | | | | | | | | |
| 131 | - Rear-end collisions | 197 | 209 | 322 | 300 | 23 | 10 | 299 | 290 |
| 132 | - Collisions due to crossing or turning | 159 | 193 | 234 | 296 | 4 | - | 230 | 296 |
| 133 | - Head-on collisions | 372 | 423 | 738 | 782 | 50 | 26 | 688 | 756 |
| 134 | - Others (including collisions with parked vehicles) | 7 | 7 | 10 | 8 | - | - | 10 | 8 |
| 2 | Accidents in built-up areas - Total (21+22+23) | 943 | 1 198 | 1 243 | 1 594 | 44 | 38 | 1 199 | 1 556 |
| 21 | Accidents between vehicle and pedestrian | 403 | 512 | 464 | 577 | 22 | 19 | 442 | 558 |
| 22 | Single vehicle accidents | 134 | 165 | 197 | 238 | 9 | 6 | 188 | 232 |
| 23 | Accidents between vehicles | 406 | 521 | 582 | 779 | 13 | 13 | 569 | 766 |
| | of which: | | | | | | | | |
| 231 | - Rear-end collisions | 102 | 122 | 143 | 158 | 6 | 3 | 137 | 155 |
| 232 | - Collisions due to crossing or turning | 119 | 154 | 166 | 228 | 2 | - | 164 | 228 |
| 233 | - Head-on collisions | 178 | 239 | 263 | 386 | 5 | 10 | 258 | 376 |
| 234 | - Others (including collisions with parked vehicles) | 7 | 6 | 10 | 7 | - | - | 10 | 7 |

Turkey - Turquie - Турция

| | | | | | | | | | |
|----------|---|---------------|---------------|----------------|----------------|--------------|--------------|----------------|----------------|
| 1 | All accidents - Total (11+12+13) | 65 748 | 67 031 | 120 505 | 122 160 | 4 093 | 3 946 | 116 412 | 118 214 |
| 11 | Accidents between vehicle and pedestrian | 15 276 | 15 324 | 17 890 | 17 724 | 798 | 723 | 17 092 | 17 001 |
| 12 | Single vehicle accidents | 20 441 | 22 207 | 43 182 | 46 775 | 1 496 | 1 561 | 41 686 | 45 214 |
| 13 | Accidents between vehicles | 30 031 | 29 500 | 59 433 | 57 661 | 1 799 | 1 662 | 57 634 | 55 999 |
| | of which: | | | | | | | | |
| 131 | - Rear-end collisions | 5 660 | 5 737 | 11 179 | 10 894 | 299 | 281 | 10 880 | 10 613 |
| 132 | - Collisions due to crossing or turning | 15 077 | 16 045 | 27 349 | 29 158 | 505 | 479 | 26 844 | 28 679 |
| 133 | - Head-on collisions | 7 033 | 6 058 | 16 973 | 14 763 | 907 | 818 | 16 066 | 13 945 |
| 134 | - Others (including collisions with parked vehicles) | 2 261 | 1 660 | 3 932 | 2 846 | 88 | 84 | 3 844 | 2 762 |
| 2 | Accidents in built-up areas - Total (21+22+23) | 43 697 | 45 179 | 68 355 | 70 529 | 1 478 | 1 370 | 66 877 | 69 159 |
| 21 | Accidents between vehicle and pedestrian | 14 174 | 13 592 | 16 509 | 15 410 | 549 | 457 | 15 960 | 14 953 |
| 22 | Single vehicle accidents | 7 355 | 9 173 | 13 227 | 16 476 | 334 | 392 | 12 893 | 16 084 |
| 23 | Accidents between vehicles | 22 168 | 22 414 | 38 619 | 38 643 | 595 | 521 | 38 024 | 38 122 |
| | of which: | | | | | | | | |
| 231 | - Rear-end collisions | 3 602 | 3 484 | 6 381 | 5 909 | 82 | 58 | 6 299 | 5 851 |
| 232 | - Collisions due to crossing or turning | 12 324 | 13 232 | 20 760 | 22 301 | 248 | 243 | 20 512 | 22 058 |
| 233 | - Head-on collisions | 4 422 | 3 765 | 8 607 | 7 378 | 226 | 147 | 8 381 | 7 231 |
| 234 | - Others (including collisions with parked vehicles) | 1 820 | 1 933 | 2 871 | 3 055 | 39 | 73 | 2 832 | 2 982 |

Turkmenistan - Turkménistan - Туркменистан

| | | | | | | | | | |
|----------|---|--------------|--------------|--------------|--------------|------------|------------|--------------|--------------|
| 1 | All accidents - Total (11+12+13) | 1 903 | 1 496 | 2 813 | 2 281 | 593 | 533 | 2 220 | 1 748 |
| 11 | Accidents between vehicle and pedestrian | 823 | 643 | 1 167 | 811 | 244 | 169 | 923 | 642 |
| 12 | Single vehicle accidents | 325 | 255 | 659 | 506 | 143 | 124 | 516 | 382 |
| 13 | Accidents between vehicles | 755 | 598 | 987 | 964 | 206 | 240 | 781 | 724 |
| | of which: | | | | | | | | |
| 131 | - Rear-end collisions | 77 | 82 | 121 | 136 | 22 | 40 | 99 | 96 |
| 132 | - Collisions due to crossing or turning | 270 | 244 | 345 | 360 | 65 | 67 | 280 | 293 |
| 133 | - Head-on collisions | 254 | 216 | 398 | 363 | 89 | 99 | 309 | 264 |
| 134 | - Others (including collisions with parked vehicles) | 154 | 56 | 123 | 105 | 30 | 34 | 93 | 71 |
| 2 | Accidents in built-up areas - Total (21+22+23) | 1 242 | 952 | 1 737 | 1 393 | 327 | 305 | 1 412 | 1 088 |
| 21 | Accidents between vehicle and pedestrian | 604 | 526 | 837 | 612 | 118 | 104 | 719 | 508 |
| 22 | Single vehicle accidents | 164 | 128 | 279 | 219 | 64 | 47 | 215 | 172 |
| 23 | Accidents between vehicles | 474 | 298 | 621 | 562 | 143 | 154 | 478 | 408 |
| | of which: | | | | | | | | |
| 231 | - Rear-end collisions | 44 | 25 | 109 | 58 | 11 | 17 | 39 | 36 |
| 232 | - Collisions due to crossing or turning | 183 | 175 | 153 | 177 | 43 | 33 | 195 | 194 |
| 233 | - Head-on collisions | 139 | 64 | 263 | 239 | 72 | 97 | 180 | 142 |
| 234 | - Others (including collisions with parked vehicles) | 108 | 34 | 96 | 43 | 17 | 7 | 63 | 36 |

For notes see end of table.

Voir notes à la fin du tableau.

См. примечания в конце таблицы.

2. Road traffic accidents involving personal injury by nature of accident

2. Accidents de la circulation routière ayant entraîné des lésions corporelles par type d'accident

2. Дорожно-транспортные происшествия по типу происшествия

Unit : number - Unité : nombre - Единица: Число

| Description Description Описание | Accidents | | Persons killed or injured: total | | Persons killed | | Persons injured | |
|--|-------------|------|------------------------------------|------|-----------------|------|--------------------|------|
| | Accidents | | Personnes tuées ou blessées: total | | Personnes tuées | | Personnes blessées | |
| | Проишествия | | Погибшие или раненые: всего | | Погибшие | | Раненые | |
| | 2002 | 2003 | 2002 | 2003 | 2002 | 2003 | 2002 | 2003 |

Ukraine - Ukraine - Украина

| | | | | | | | | | |
|----------|---|---------------|---------------|---------------|---------------|--------------|--------------|---------------|---------------|
| 1 | All accidents - Total (11+12+13) | 34 488 | 42 409 | 43 898 | 54 607 | 5 982 | 7 149 | 37 916 | 47 458 |
| 11 | Accidents between vehicle and pedestrian | 15 990 | 18 981 | 17 158 | 20 276 | 2 636 | 3 266 | 14 522 | 17 010 |
| 12 | Single vehicle accidents | 6 215 | 8 051 | 8 959 | 11 684 | 1 369 | 1 521 | 7 590 | 10 163 |
| 13 | Accidents between vehicles | 12 283 | 15 377 | 17 781 | 22 647 | 1 977 | 2 362 | 15 804 | 20 285 |
| | of which: | | | | | | | | |
| 131 | - Rear-end collisions | ... | ... | ... | ... | ... | ... | ... | ... |
| 132 | - Collisions due to crossing or turning | ... | ... | ... | ... | ... | ... | ... | ... |
| 133 | - Head-on collisions | ... | ... | ... | ... | ... | ... | ... | ... |
| 134 | - Others (including collisions with parked vehicles) | 787 | 1 003 | 1 146 | 1 497 | 127 | 138 | 1 019 | 1 359 |
| 2 | Accidents in built-up areas - Total (21+22+23) | 24 584 | 31 546 | 29 696 | 38 262 | 3 128 | 3 914 | 26 568 | 34 348 |
| 21 | Accidents between vehicle and pedestrian | 13 465 | 16 192 | 14 436 | 17 245 | 1 745 | 2 193 | 12 691 | 15 052 |
| 22 | Single vehicle accidents | 3 389 | 4 921 | 4 738 | 6 745 | 653 | 757 | 4 085 | 5 988 |
| 23 | Accidents between vehicles | 7 730 | 10 433 | 10 522 | 14 272 | 730 | 964 | 9 792 | 13 308 |
| | of which: | | | | | | | | |
| 231 | - Rear-end collisions | ... | ... | ... | ... | ... | ... | ... | ... |
| 232 | - Collisions due to crossing or turning | ... | ... | ... | ... | ... | ... | ... | ... |
| 233 | - Head-on collisions | ... | ... | ... | ... | ... | ... | ... | ... |
| 234 | - Others (including collisions with parked vehicles) | 474 | 703 | 650 | 991 | 43 | 48 | 607 | 943 |

United Kingdom - Royaume-Uni - Соединенное Королевство 3)

| | | | | | | | | | |
|----------|---|----------------|----------------|----------------|----------------|--------------|--------------|----------------|----------------|
| 1 | All accidents - Total (11+12+13) | 221 751 | 214 030 | 302 605 | 290 607 | 3 431 | 3 508 | 299 174 | 287 099 |
| 11 | Accidents between vehicle and pedestrian | 37 468 | 35 140 | 40 745 | 38 126 | 789 | 790 | 39 956 | 37 336 |
| 12 | Single vehicle accidents | 31 723 | 32 135 | 41 158 | 41 794 | 811 | 847 | 40 347 | 40 947 |
| 13 | Accidents between vehicles | 152 560 | 146 755 | 220 702 | 210 687 | 1 831 | 1 871 | 218 871 | 208 816 |
| | of which: | | | | | | | | |
| 131 | - Rear-end collisions | ... | ... | ... | ... | ... | ... | ... | ... |
| 132 | - Collisions due to crossing or turning | ... | ... | ... | ... | ... | ... | ... | ... |
| 133 | - Head-on collisions | ... | ... | ... | ... | ... | ... | ... | ... |
| 134 | - Others (including collisions with parked vehicles) | ... | ... | ... | ... | ... | ... | ... | ... |
| 2 | Accidents in built-up areas - Total (21+22+23) | 161 236 | 154 995 | 208 935 | 199 499 | 1 369 | 1 378 | 207 566 | 198 121 |
| 21 | Accidents between vehicle and pedestrian | 36 032 | ... | 38 985 | ... | 579 | ... | 38 406 | ... |
| 22 | Single vehicle accidents | 15 165 | ... | 19 012 | ... | 304 | ... | 18 708 | ... |
| 23 | Accidents between vehicles | 110 039 | ... | 150 938 | ... | 486 | ... | 150 452 | ... |
| | of which: | | | | | | | | |
| 231 | - Rear-end collisions | ... | ... | ... | ... | ... | ... | ... | ... |
| 232 | - Collisions due to crossing or turning | ... | ... | ... | ... | ... | ... | ... | ... |
| 233 | - Head-on collisions | ... | ... | ... | ... | ... | ... | ... | ... |
| 234 | - Others (including collisions with parked vehicles) | ... | ... | ... | ... | ... | ... | ... | ... |

NOTES TO TABLE 2 - NOTES DU TABLEAU 2 - ПРИМЕЧАНИЯ К ТАБЛИЦЕ 2

General notes - Notes générales - Общие примечания

(a) Data for item 132 are include under items 131, 133 and 134.

(a) Les données de la rubrique 132 sont comprises sous les rubriques 131, 133 et 134.

(a) Данные статьи 132 включены в данные статей 131, 133 и 134.

(b) Data for item 232 are included under items 231, 233 and 234.

(b) Les données de la rubrique 232 sont comprises sous les rubriques 231, 233 et 234.

(b) Данные статьи 232 включены в данные статей 231, 233 и 234.

Country notes - Notes relatives aux pays - Примечания к данным, представляемым странами

1) Data refer to continent only.

1) Les données se réfèrent au continent.

1) Данные относятся только к континенту.

2) Data refer to Great Britain.

2) Les données se réfèrent à la Grande Bretagne.

2) Данные относятся к Великобритании.

3. Persons killed or injured in road traffic accidents by category of user and age group

3. Personnes tuées ou blessées dans les accidents de la circulation routière selon la catégorie d'usager de la route et le groupe d'âge

3. Число погибших или раненых в дорожно-транспортных происшествиях по категориям пользователей дорог и группам возраста

Unit : number - Unité : nombre - Единица: число

| Description | | Описание | |
|-------------|--|----------|---|
| 0 | Total (1+2+3+4+5+6+7+8) | 0 | Всего (1+2+3+4+5+6+7+8) |
| 01 | - dont: 0 à 9 ans | 01 | - в том числе: От 6 до 9 лет |
| 02 | 10 à 14 ans | 02 | От 10 до 14 лет |
| 03 | 15 à 17 ans | 03 | От 15 до 17 лет |
| 04 | 18 à 20 ans | 04 | От 18 до 20 лет |
| 05 | 21 à 24 ans | 05 | От 21 до 24 лет |
| 06 | 25 à 64 ans | 06 | От 25 до 64 лет |
| 07 | 65 ans et au-dessus | 07 | 65 лет и старше |
| 08 | Inconnu | 08 | Возраст неизвестен |
| 1 | Piétons | 1 | Пешеходы |
| 11 | - dont: 0 à 9 ans | 11 | - в том числе: От 6 до 9 лет |
| 12 | 10 à 14 ans | 12 | От 10 до 14 лет |
| 13 | 15 à 17 ans | 13 | От 15 до 17 лет |
| 14 | 18 à 20 ans | 14 | От 18 до 20 лет |
| 15 | 21 à 24 ans | 15 | От 21 до 24 лет |
| 16 | 25 à 64 ans | 16 | От 25 до 64 лет |
| 17 | 65 ans et au-dessus | 17 | 65 лет и старше |
| 18 | Inconnu | 18 | Возраст неизвестен |
| 2 | Conducteurs et passagers de cycles | 2 | Водители и пассажиры велосипедов |
| 21 | - dont: 0 à 9 ans | 21 | - в том числе: От 6 до 9 лет |
| 22 | 10 à 14 ans | 22 | От 10 до 14 лет |
| 23 | 15 à 17 ans | 23 | От 15 до 17 лет |
| 24 | 18 à 20 ans | 24 | От 18 до 20 лет |
| 25 | 21 à 24 ans | 25 | От 21 до 24 лет |
| 26 | 25 à 64 ans | 26 | От 25 до 64 лет |
| 27 | 65 ans et au-dessus | 27 | 65 лет и старше |
| 28 | Inconnu | 28 | Возраст неизвестен |
| 3 | Conducteurs et passagers de cyclomoteurs | 3 | Водители и пассажиры мопедов |
| 31 | - dont: 0 à 9 ans | 31 | - в том числе: От 6 до 9 лет |
| 32 | 10 à 14 ans | 32 | От 10 до 14 лет |
| 33 | 15 à 17 ans | 33 | От 15 до 17 лет |
| 34 | 18 à 20 ans | 34 | От 18 до 20 лет |
| 35 | 21 à 24 ans | 35 | От 21 до 24 лет |
| 36 | 25 à 64 ans | 36 | От 25 до 64 лет |
| 37 | 65 ans et au-dessus | 37 | 65 лет и старше |
| 38 | Inconnu | 38 | Возраст неизвестен |
| 4 | Conducteurs et passagers de motocycles | 4 | Водители и пассажиры мотоциклов |
| 41 | - dont: 0 à 9 ans | 41 | - в том числе: От 6 до 9 лет |
| 42 | 10 à 14 ans | 42 | От 10 до 14 лет |
| 43 | 15 à 17 ans | 43 | От 15 до 17 лет |
| 44 | 18 à 20 ans | 44 | От 18 до 20 лет |
| 45 | 21 à 24 ans | 45 | От 21 до 24 лет |
| 46 | 25 à 64 ans | 46 | От 25 до 64 лет |
| 47 | 65 ans et au-dessus | 47 | 65 лет и старше |
| 48 | Inconnu | 48 | Возраст неизвестен |
| 5 | Conducteurs et passagers de voitures particulières | 5 | Водители и пассажиры легковых автомобилей |
| 51 | - dont: 0 à 9 ans | 51 | - в том числе: От 6 до 9 лет |
| 52 | 10 à 14 ans | 52 | От 10 до 14 лет |
| 53 | 15 à 17 ans | 53 | От 15 до 17 лет |
| 54 | 18 à 20 ans | 54 | От 18 до 20 лет |
| 55 | 21 à 24 ans | 55 | От 21 до 24 лет |
| 56 | 25 à 64 ans | 56 | От 25 до 64 лет |
| 57 | 65 ans et au-dessus | 57 | 65 лет и старше |
| 58 | Inconnu | 58 | Возраст неизвестен |
| 6 | Conducteurs et passagers d'autocars, d'autobus, de trolleybus et de tramways | 6 | Водители и пассажиры междугородных и городских авобусов, троллейбусов и трамваев |
| 7 | Conducteurs et passagers de véhicules routiers pour le transport de marchandise | 7 | Водители и пассажиры дорожных транспортных средств для грузовых перевозок |
| 8 | Autres conducteurs et passagers | 8 | Прочие лица водители и пассажиры |

3. Persons killed or injured in road traffic accidents by category of user and age group

3. Personnes tuées ou blessées dans les accidents de la circulation routière selon la catégorie d'usager de la route et le groupe d'âge

3. Число погибших или раненых в дорожно-транспортных происшествиях по категориям пользователей дорог и группам возраста

Unit : number - Unité : nombre - Единица: число

| Description Description Описание | Killed - tuées - погибших | | | | Injured - blessées - раненых | | | |
|--|---------------------------|------|--------------------|------|------------------------------|------|--------------------|------|
| | Total | | Of which: drivers | | Total | | Of which: drivers | |
| | Total | | Dont: conducteurs | | Total | | Dont: conducteurs | |
| | Всего | | Погибшие: водители | | Всего | | Погибшие: водители | |
| | 2002 | 2003 | 2002 | 2003 | 2002 | 2003 | 2002 | 2003 |

Albania - Albanie - Албания

| | | | | | | | | | |
|----|--|------------|------------|-----------|------------|------------|------------|-----------|-----------|
| 0 | Total (1+2+3+4+5+6+7+8) | 250 | 264 | 96 | 125 | 228 | 248 | 62 | 76 |
| 01 | - of which: 0 to 9 years | ... | ... | ... | ... | ... | ... | ... | ... |
| 02 | 10 to 14 years | ... | ... | ... | ... | ... | ... | ... | ... |
| 03 | 15 to 17 years | ... | ... | ... | ... | ... | ... | ... | ... |
| 04 | 18 to 20 years | ... | ... | ... | ... | ... | ... | ... | ... |
| 05 | 21 to 24 years | ... | ... | ... | ... | ... | ... | ... | ... |
| 06 | 25 to 64 years | ... | ... | ... | ... | ... | ... | ... | ... |
| 07 | 65 years and over | ... | ... | ... | ... | ... | ... | ... | ... |
| 08 | Unknown | ... | ... | ... | ... | ... | ... | ... | ... |
| 1 | Pedestrians | 86 | 68 | | | 52 | 56 | | |
| 11 | - of which: 0 to 9 years | ... | ... | | | ... | ... | | |
| 12 | 10 to 14 years | ... | ... | | | ... | ... | | |
| 13 | 15 to 17 years | ... | ... | | | ... | ... | | |
| 14 | 18 to 20 years | ... | ... | | | ... | ... | | |
| 15 | 21 to 24 years | ... | ... | | | ... | ... | | |
| 16 | 25 to 64 years | ... | ... | | | ... | ... | | |
| 17 | 65 years and over | ... | ... | | | ... | ... | | |
| 18 | Unknown | ... | ... | | | ... | ... | | |
| 2 | Drivers and passengers of cycles | 14 | 13 | 14 | 13 | 10 | 2 | 10 | 2 |
| 21 | - of which: 0 to 9 years | ... | ... | ... | ... | ... | ... | ... | ... |
| 22 | 10 to 14 years | ... | ... | ... | ... | ... | ... | ... | ... |
| 23 | 15 to 17 years | ... | ... | ... | ... | ... | ... | ... | ... |
| 24 | 18 to 20 years | ... | ... | ... | ... | ... | ... | ... | ... |
| 25 | 21 to 24 years | ... | ... | ... | ... | ... | ... | ... | ... |
| 26 | 25 to 64 years | ... | ... | ... | ... | ... | ... | ... | ... |
| 27 | 65 years and over | ... | ... | ... | ... | ... | ... | ... | ... |
| 28 | Unknown | ... | ... | ... | ... | ... | ... | ... | ... |
| 3 | Drivers and passengers of mopeds | ... | ... | ... | ... | ... | ... | ... | ... |
| 31 | - of which: 0 to 9 years | ... | ... | ... | ... | ... | ... | ... | ... |
| 32 | 10 to 14 years | ... | ... | ... | ... | ... | ... | ... | ... |
| 33 | 15 to 17 years | ... | ... | ... | ... | ... | ... | ... | ... |
| 34 | 18 to 20 years | ... | ... | ... | ... | ... | ... | ... | ... |
| 35 | 21 to 24 years | ... | ... | ... | ... | ... | ... | ... | ... |
| 36 | 25 to 64 years | ... | ... | ... | ... | ... | ... | ... | ... |
| 37 | 65 years and over | ... | ... | ... | ... | ... | ... | ... | ... |
| 38 | Unknown | ... | ... | ... | ... | ... | ... | ... | ... |
| 4 | Drivers and passengers of motorcycles | 19 | 30 | 19 | 30 | 15 | 18 | 15 | 18 |
| 41 | - of which: 0 to 9 years | ... | ... | ... | ... | ... | ... | ... | ... |
| 42 | 10 to 14 years | ... | ... | ... | ... | ... | ... | ... | ... |
| 43 | 15 to 17 years | ... | ... | ... | ... | ... | ... | ... | ... |
| 44 | 18 to 20 years | ... | ... | ... | ... | ... | ... | ... | ... |
| 45 | 21 to 24 years | ... | ... | ... | ... | ... | ... | ... | ... |
| 46 | 25 to 64 years | ... | ... | ... | ... | ... | ... | ... | ... |
| 47 | 65 years and over | ... | ... | ... | ... | ... | ... | ... | ... |
| 48 | Unknown | ... | ... | ... | ... | ... | ... | ... | ... |
| 5 | Drivers and passengers of passenger cars | 58 | 73 | 58 | 73 | 32 | 49 | 32 | 49 |
| 51 | - of which: 0 to 9 years | ... | ... | ... | ... | ... | ... | ... | ... |
| 52 | 10 to 14 years | ... | ... | ... | ... | ... | ... | ... | ... |
| 53 | 15 to 17 years | ... | ... | ... | ... | ... | ... | ... | ... |
| 54 | 18 to 20 years | ... | ... | ... | ... | ... | ... | ... | ... |
| 55 | 21 to 24 years | ... | ... | ... | ... | ... | ... | ... | ... |
| 56 | 25 to 64 years | ... | ... | ... | ... | ... | ... | ... | ... |
| 57 | 65 years and over | ... | ... | ... | ... | ... | ... | ... | ... |
| 58 | Unknown | ... | ... | ... | ... | ... | ... | ... | ... |
| 6 | Drivers and passengers of motor coaches, buses, trolleybuses and tramcars | - | 1 | - | 1 | 1 | 2 | 1 | 2 |
| 7 | Drivers and passengers of goods road vehicles | 5 | 8 | 5 | 8 | 4 | 5 | 4 | 5 |
| 8 | Other drivers and passengers | 68 | 71 | ... | ... | 114 | 116 | ... | ... |

3. Persons killed or injured in road traffic accidents by category of user and age group

3. Personnes tuées ou blessées dans les accidents de la circulation routière selon la catégorie d'usager de la route et le groupe d'âge

3. Число погибших или раненых в дорожно-транспортных происшествиях по категориям пользователей дорог и группам возраста

Unit : number - Unité : nombre - Единица: число

| Description Description Описание | Killed - tuées - погибших | | | | Injured - blessées - раненых | | | |
|--|---------------------------|------|--------------------|------|------------------------------|------|--------------------|------|
| | Total | | Of which: drivers | | Total | | Of which: drivers | |
| | Total | | Dont: conducteurs | | Total | | Dont: conducteurs | |
| | Всего | | Погибшие: водители | | Всего | | Погибшие: водители | |
| | 2002 | 2003 | 2002 | 2003 | 2002 | 2003 | 2002 | 2003 |

Austria - Autriche - Австрия

| | | | | | | | | | |
|----------|--|------------|------------|------------|------------|---------------|---------------|---------------|---------------|
| 0 | Total (1+2+3+4+5+6+7+8) | 956 | 931 | 624 | 624 | 56 684 | 56 881 | 38 975 | 39 521 |
| 01 | - of which: 0 to 9 years | 15 | 17 | - | 3 | 2 066 | 2 019 | 270 | 220 |
| 02 | 10 to 14 years | 10 | 20 | 1 | 5 | 1 957 | 2 055 | 689 | 720 |
| 03 | 15 to 17 years | 43 | 41 | 20 | 17 | 4 865 | 5 193 | 2 975 | 3 342 |
| 04 | 18 to 20 years | 81 | 72 | 58 | 55 | 6 469 | 6 351 | 4 546 | 4 513 |
| 05 | 21 to 24 years | 91 | 102 | 65 | 85 | 6 232 | 6 101 | 4 703 | 4 607 |
| 06 | 25 to 64 years | 505 | 481 | 378 | 359 | 30 605 | 30 557 | 23 342 | 23 516 |
| 07 | 65 years and over | 211 | 198 | 102 | 100 | 4 453 | 4 545 | 2 432 | 2 561 |
| 08 | Unknown | - | - | - | - | 37 | 60 | 18 | 42 |
| 1 | Pedestrians | 160 | 132 | | | 4 512 | 4 253 | | |
| 11 | - of which: 0 to 9 years | 6 | 4 | | | 657 | 635 | | |
| 12 | 10 to 14 years | 2 | 3 | | | 413 | 415 | | |
| 13 | 15 to 17 years | 5 | 3 | | | 265 | 221 | | |
| 14 | 18 to 20 years | 6 | 2 | | | 214 | 212 | | |
| 15 | 21 to 24 years | 3 | 3 | | | 211 | 181 | | |
| 16 | 25 to 64 years | 54 | 45 | | | 1 763 | 1 654 | | |
| 17 | 65 years and over | 84 | 72 | | | 982 | 928 | | |
| 18 | Unknown | - | - | | | 7 | 7 | | |
| 2 | Drivers and passengers of cycles | 80 | 56 | 80 | 56 | 5 836 | 5 804 | 5 795 | 5 768 |
| 21 | - of which: 0 to 9 years | - | 1 | - | 1 | 215 | 185 | 194 | 164 |
| 22 | 10 to 14 years | 1 | 4 | 1 | 4 | 657 | 677 | 645 | 669 |
| 23 | 15 to 17 years | 1 | 1 | 1 | 1 | 328 | 299 | 323 | 296 |
| 24 | 18 to 20 years | 2 | 1 | 2 | 1 | 201 | 181 | 198 | 181 |
| 25 | 21 to 24 years | - | - | - | - | 292 | 294 | 292 | 294 |
| 26 | 25 to 64 years | 48 | 29 | 48 | 29 | 3 272 | 3 288 | 3 272 | 3 284 |
| 27 | 65 years and over | 28 | 20 | 28 | 20 | 860 | 858 | 860 | 858 |
| 28 | Unknown | - | - | - | - | 11 | 22 | 11 | 22 |
| 3 | Drivers and passengers of mopeds | 46 | 47 | 44 | 43 | 4 434 | 4 773 | 3 937 | 4 222 |
| 31 | - of which: 0 to 9 years | - | - | - | - | 6 | 8 | - | - |
| 32 | 10 to 14 years | 1 | 1 | - | 1 | 77 | 116 | 7 | 13 |
| 33 | 15 to 17 years | 16 | 13 | 15 | 10 | 2 714 | 3 052 | 2 386 | 2 714 |
| 34 | 18 to 20 years | 1 | 2 | 1 | 2 | 357 | 356 | 309 | 302 |
| 35 | 21 to 24 years | - | - | - | - | 117 | 147 | 109 | 137 |
| 36 | 25 to 64 years | 15 | 21 | 15 | 20 | 946 | 891 | 917 | 860 |
| 37 | 65 years and over | 13 | 10 | 13 | 10 | 215 | 197 | 207 | 191 |
| 38 | Unknown | - | - | - | - | 2 | 6 | 2 | 5 |
| 4 | Drivers and passengers of motorcycles | 89 | 109 | 86 | 103 | 3 348 | 3 744 | 3 055 | 3 385 |
| 41 | - of which: 0 to 9 years | - | - | - | - | 4 | 4 | - | - |
| 42 | 10 to 14 years | - | - | - | - | 24 | 33 | - | 2 |
| 43 | 15 to 17 years | - | - | - | - | 31 | 47 | 16 | 25 |
| 44 | 18 to 20 years | 3 | 5 | 2 | 5 | 188 | 193 | 157 | 166 |
| 45 | 21 to 24 years | 15 | 18 | 15 | 18 | 449 | 433 | 419 | 394 |
| 46 | 25 to 64 years | 67 | 81 | 66 | 75 | 2 589 | 2 925 | 2 402 | 2 691 |
| 47 | 65 years and over | 4 | 5 | 3 | 5 | 62 | 105 | 60 | 103 |
| 48 | Unknown | - | - | - | - | 1 | 4 | 1 | 4 |
| 5 | Drivers and passengers of passenger cars | 524 | 524 | 373 | 371 | 35 762 | 35 720 | 24 638 | 24 668 |
| 51 | - of which: 0 to 9 years | 9 | 9 | - | - | 1 060 | 1 072 | - | 1 |
| 52 | 10 to 14 years | 5 | 11 | - | - | 702 | 720 | 4 | 6 |
| 53 | 15 to 17 years | 21 | 23 | 4 | 5 | 1 443 | 1 504 | 235 | 291 |
| 54 | 18 to 20 years | 69 | 61 | 53 | 46 | 5 331 | 5 261 | 3 808 | 3 792 |
| 55 | 21 to 24 years | 66 | 77 | 46 | 64 | 4 924 | 4 821 | 3 729 | 3 619 |
| 56 | 25 to 64 years | 281 | 263 | 216 | 201 | 20 300 | 20 173 | 15 619 | 15 594 |
| 57 | 65 years and over | 73 | 80 | 54 | 55 | 1 987 | 2 149 | 1 240 | 1 354 |
| 58 | Unknown | - | - | - | - | 15 | 20 | 3 | 11 |
| 6 | Drivers and passengers of motor coaches, buses, trolleybuses and tramcars | 6 | 1 | 1 | 1 | 754 | 720 | 44 | 51 |
| 7 | Drivers and passengers of goods road vehicles | 32 | 42 | 28 | 33 | 1 547 | 1 382 | 1 142 | 1 072 |
| 8 | Other drivers and passengers | 19 | 20 | 12 | 17 | 491 | 485 | 364 | 355 |

3. Persons killed or injured in road traffic accidents by category of user and age group

3. Personnes tuées ou blessées dans les accidents de la circulation routière selon la catégorie d'usager de la route et le groupe d'âge

3. Число погибших или раненых в дорожно-транспортных происшествиях по категориям пользователей дорог и группам возраста

Unit : number - Unité : nombre - Единица: число

| Description Description Описание | Killed - tuées - погибших | | | | Injured - blessées - раненых | | | |
|--|---------------------------|------|--------------------|------|------------------------------|------|--------------------|------|
| | Total | | Of which: drivers | | Total | | Of which: drivers | |
| | Total | | Dont: conducteurs | | Total | | Dont: conducteurs | |
| | Всего | | Погибшие: водители | | Всего | | Погибшие: водители | |
| | 2002 | 2003 | 2002 | 2003 | 2002 | 2003 | 2002 | 2003 |

Azerbaijan - Azerbaïdjan - Азербайджан

| | | | | | | | | | |
|----------|--|------------|------------|------------|------------|--------------|--------------|------------|------------|
| 0 | Total (1+2+3+4+5+6+7+8) | 642 | 724 | 149 | 170 | 2 486 | 2 691 | 678 | 755 |
| 01 | - of which: 0 to 9 years | 58 | 58 | - | - | 148 | 125 | - | - |
| 02 | 10 to 14 years | 31 | 31 | - | - | 104 | 127 | 2 | - |
| 03 | 15 to 17 years | 22 | 22 | 1 | 1 | 87 | 110 | 1 | 7 |
| 04 | 18 to 20 years | 17 | 18 | - | - | 155 | 138 | 29 | 19 |
| 05 | 21 to 24 years | 40 | 64 | 1 | 18 | 277 | 249 | 88 | 67 |
| 06 | 25 to 64 years | 409 | 451 | 130 | 146 | 1 595 | 1 826 | 548 | 645 |
| 07 | 65 years and over | 65 | 80 | 5 | 5 | 120 | 116 | 10 | 17 |
| 08 | Unknown | - | - | - | - | - | - | - | - |
| 1 | Pedestrians | 321 | 336 | | | 876 | 915 | | |
| 11 | - of which: 0 to 9 years | 47 | 43 | | | 96 | 88 | | |
| 12 | 10 to 14 years | 24 | 24 | | | 73 | 83 | | |
| 13 | 15 to 17 years | 10 | 9 | | | 47 | 62 | | |
| 14 | 18 to 20 years | 8 | 8 | | | 53 | 55 | | |
| 15 | 21 to 24 years | 10 | 21 | | | 74 | 63 | | |
| 16 | 25 to 64 years | 177 | 169 | | | 461 | 492 | | |
| 17 | 65 years and over | 45 | 62 | | | 72 | 72 | | |
| 18 | Unknown | - | - | | | - | - | | |
| 2 | Drivers and passengers of cycles | (a) | (a) | (a) | (a) | (a) | (a) | (a) | (a) |
| 21 | - of which: 0 to 9 years | (a) | (a) | (a) | (a) | (a) | (a) | (a) | (a) |
| 22 | 10 to 14 years | (a) | (a) | (a) | (a) | (a) | (a) | (a) | (a) |
| 23 | 15 to 17 years | (a) | (a) | (a) | (a) | (a) | (a) | (a) | (a) |
| 24 | 18 to 20 years | (a) | (a) | (a) | (a) | (a) | (a) | (a) | (a) |
| 25 | 21 to 24 years | (a) | (a) | (a) | (a) | (a) | (a) | (a) | (a) |
| 26 | 25 to 64 years | (a) | (a) | (a) | (a) | (a) | (a) | (a) | (a) |
| 27 | 65 years and over | (a) | (a) | (a) | (a) | (a) | (a) | (a) | (a) |
| 28 | Unknown | (a) | (a) | (a) | (a) | (a) | (a) | (a) | (a) |
| 3 | Drivers and passengers of mopeds | (a) | (a) | (a) | (a) | (a) | (a) | (a) | (a) |
| 31 | - of which: 0 to 9 years | (a) | (a) | (a) | (a) | (a) | (a) | (a) | (a) |
| 32 | 10 to 14 years | (a) | (a) | (a) | (a) | (a) | (a) | (a) | (a) |
| 33 | 15 to 17 years | (a) | (a) | (a) | (a) | (a) | (a) | (a) | (a) |
| 34 | 18 to 20 years | (a) | (a) | (a) | (a) | (a) | (a) | (a) | (a) |
| 35 | 21 to 24 years | (a) | (a) | (a) | (a) | (a) | (a) | (a) | (a) |
| 36 | 25 to 64 years | (a) | (a) | (a) | (a) | (a) | (a) | (a) | (a) |
| 37 | 65 years and over | (a) | (a) | (a) | (a) | (a) | (a) | (a) | (a) |
| 38 | Unknown | (a) | (a) | (a) | (a) | (a) | (a) | (a) | (a) |
| 4 | Drivers and passengers of motorcycles | 12 | 9 | 10 | 6 | 58 | 70 | 42 | 50 |
| 41 | - of which: 0 to 9 years | - | - | - | - | 1 | - | - | - |
| 42 | 10 to 14 years | - | - | - | - | 1 | 3 | 1 | - |
| 43 | 15 to 17 years | 1 | - | - | - | 1 | 1 | - | 1 |
| 44 | 18 to 20 years | - | - | - | - | 6 | 6 | 4 | 4 |
| 45 | 21 to 24 years | 4 | 3 | 4 | 1 | 12 | 10 | 8 | 7 |
| 46 | 25 to 64 years | 7 | 6 | 6 | 5 | 37 | 46 | 29 | 35 |
| 47 | 65 years and over | - | - | - | - | - | 4 | - | 3 |
| 48 | Unknown | - | - | - | - | - | - | - | - |
| 5 | Drivers and passengers of passenger cars | 252 | 301 | 123 | 139 | 1 283 | 1 393 | 585 | 659 |
| 51 | - of which: 0 to 9 years | 10 | 13 | - | - | 47 | 34 | - | - |
| 52 | 10 to 14 years | 4 | 7 | - | - | 25 | 35 | 1 | - |
| 53 | 15 to 17 years | 5 | 8 | 1 | 1 | 29 | 31 | 1 | 6 |
| 54 | 18 to 20 years | 5 | 7 | - | - | 61 | 58 | 24 | 15 |
| 55 | 21 to 24 years | 23 | 31 | 8 | 12 | 163 | 144 | 71 | 55 |
| 56 | 25 to 64 years | 189 | 220 | 169 | 121 | 918 | 1 060 | 479 | 569 |
| 57 | 65 years and over | 16 | 15 | 5 | 5 | 40 | 31 | 9 | 14 |
| 58 | Unknown | - | - | - | - | - | - | - | - |
| 6 | Drivers and passengers of motor coaches, buses, trolleybuses and tramcars | 25 | 49 | 4 | 9 | 169 | 249 | 19 | 21 |
| 7 | Drivers and passengers of goods road vehicles | ... | ... | ... | ... | ... | ... | ... | ... |
| 8 | Other drivers and passengers | 32 | 29 | 12 | 16 | 100 | 64 | 32 | 25 |

(a) Included with motor cycles.

(a) Compris sous motocycles.

(a) Включены в мотоциклов.

3. Persons killed or injured in road traffic accidents by category of user and age group

3. Personnes tuées ou blessées dans les accidents de la circulation routière selon la catégorie d'usager de la route et le groupe d'âge

3. Число погибших или раненых в дорожно-транспортных происшествиях по категориям пользователей дорог и группам возраста

Unit : number - Unité : nombre - Единица: число

| Description Description Описание | Killed - tuées - погибших | | | | Injured - blessées - раненых | | | |
|--|---------------------------|--------------|--------------------|------------|------------------------------|--------------|--------------------|--------------|
| | Total | | Of which: drivers | | Total | | Of which: drivers | |
| | Total | | Dont: conducteurs | | Total | | Dont: conducteurs | |
| | Всего | | Погибшие: водители | | Всего | | Погибшие: водители | |
| | 2002 | 2003 | 2002 | 2003 | 2002 | 2003 | 2002 | 2003 |
| Belarus - Bélarus - Беларусь | | | | | | | | |
| 0 Total (1+2+3+4+5+6+7+8) | 1 728 | 1 764 | 404 | 443 | 7 472 | 7 361 | 1 901 | 1 797 |
| 01 - of which: 0 to 9 years | 37 | 23 | 1 | - | 341 | 348 | 4 | 1 |
| 02 10 to 14 years | 22 | 27 | - | 5 | 346 | 347 | 15 | 11 |
| 03 15 to 17 years | 68 | 61 | 23 | 14 | 492 | 444 | 110 | 94 |
| 04 18 to 20 years | 112 | 110 | 25 | 47 | 714 | 698 | 216 | 217 |
| 05 21 to 24 years | 165 | 172 | 62 | 59 | 873 | 878 | 306 | 337 |
| 06 25 to 64 years | 1 065 | 1 082 | 281 | 298 | 4 142 | 4 012 | 1 218 | 1 098 |
| 07 65 years and over | 210 | 211 | 10 | 18 | 540 | 611 | 29 | 35 |
| 08 Unknown | 49 | 78 | 2 | 2 | 24 | 23 | 3 | 4 |
| 1 Pedestrians | 755 | 752 | | | 2 812 | 2 787 | | |
| 11 - of which: 0 to 9 years | 21 | 12 | | | 210 | 221 | | |
| 12 10 to 14 years | 10 | 9 | | | 180 | 183 | | |
| 13 15 to 17 years | 21 | 13 | | | 163 | 143 | | |
| 14 18 to 20 years | 32 | 25 | | | 194 | 180 | | |
| 15 21 to 24 years | 46 | 50 | | | 187 | 196 | | |
| 16 25 to 64 years | 449 | 442 | | | 1 476 | 1 433 | | |
| 17 65 years and over | 133 | 137 | | | 383 | 413 | | |
| 18 Unknown | 43 | 64 | | | 19 | 18 | | |
| 2 Drivers and passengers of cycles | 173 | 194 | ... | ... | 419 | 450 | ... | ... |
| 21 - of which: 0 to 9 years | 3 | 2 | ... | ... | 26 | 39 | ... | ... |
| 22 10 to 14 years | 5 | 8 | ... | ... | 59 | 58 | ... | ... |
| 23 15 to 17 years | 4 | 4 | ... | ... | 27 | 25 | ... | ... |
| 24 18 to 20 years | - | 3 | ... | ... | 14 | 5 | ... | ... |
| 25 21 to 24 years | 4 | 8 | ... | ... | 14 | 12 | ... | ... |
| 26 25 to 64 years | 114 | 127 | ... | ... | 235 | 252 | ... | ... |
| 27 65 years and over | 41 | 36 | ... | ... | 44 | 58 | ... | ... |
| 28 Unknown | 2 | 6 | ... | ... | - | 1 | ... | ... |
| 3 Drivers and passengers of mopeds | 9 | 10 | 9 | 10 | 20 | 42 | 16 | 35 |
| 31 - of which: 0 to 9 years | - | - | - | - | 1 | - | - | 1 |
| 32 10 to 14 years | - | 1 | - | 1 | 3 | 3 | 3 | 1 |
| 33 15 to 17 years | 1 | - | 1 | - | 2 | 8 | 1 | 6 |
| 34 18 to 20 years | - | - | - | - | - | 4 | - | 4 |
| 35 21 to 24 years | 1 | 2 | 1 | 2 | 3 | 3 | 2 | 2 |
| 36 25 to 64 years | 6 | 5 | 6 | 5 | 11 | 20 | 10 | 19 |
| 37 65 years and over | 1 | 2 | 1 | 2 | - | 2 | - | 2 |
| 38 Unknown | - | - | - | - | - | - | - | - |
| 4 Drivers and passengers of motorcycles | 101 | 121 | 70 | 85 | 594 | 569 | 397 | 371 |
| 41 - of which: 0 to 9 years | 1 | 1 | 1 | - | - | 4 | - | - |
| 42 10 to 14 years | - | 1 | - | 1 | 24 | 24 | 8 | 6 |
| 43 15 to 17 years | 26 | 22 | 18 | 11 | 137 | 109 | 86 | 60 |
| 44 18 to 20 years | 16 | 29 | 13 | 22 | 145 | 148 | 101 | 100 |
| 45 21 to 24 years | 18 | 28 | 15 | 21 | 121 | 129 | 78 | 91 |
| 46 25 to 64 years | 38 | 36 | 21 | 27 | 154 | 146 | 117 | 110 |
| 47 65 years and over | 2 | 3 | 2 | 2 | 12 | 10 | 7 | 3 |
| 48 Unknown | - | 1 | - | 1 | - | 1 | - | 1 |
| 5 Drivers and passengers of passenger cars | 579 | 571 | 273 | 287 | 3 006 | 2 863 | 1 264 | 1 160 |
| 51 - of which: 0 to 9 years | 9 | 8 | - | - | 89 | 76 | 3 | - |
| 52 10 to 14 years | 7 | 6 | - | - | 66 | 66 | - | - |
| 53 15 to 17 years | 12 | 20 | 1 | - | 135 | 139 | 12 | 20 |
| 54 18 to 20 years | 59 | 48 | 11 | 22 | 310 | 314 | 96 | 98 |
| 55 21 to 24 years | 83 | 73 | 40 | 31 | 480 | 464 | 199 | 216 |
| 56 25 to 64 years | 382 | 384 | 214 | 219 | 1 854 | 1 726 | 932 | 800 |
| 57 65 years and over | 24 | 25 | 6 | 9 | 67 | 75 | 20 | 23 |
| 58 Unknown | 3 | 7 | 1 | 1 | 5 | 3 | 2 | 3 |
| 6 Drivers and passengers of motor coaches, buses, trolleybuses and tramcars | 7 | 3 | 1 | 1 | 90 | 90 | 10 | 14 |
| 7 Drivers and passengers of goods road vehicles | 21 | 22 | 14 | 10 | 145 | 170 | 50 | 47 |
| 8 Other drivers and passengers | 83 | 91 | 37 | 50 | 386 | 390 | 164 | 170 |

3. Persons killed or injured in road traffic accidents by category of user and age group

3. Personnes tuées ou blessées dans les accidents de la circulation routière selon la catégorie d'usager de la route et le groupe d'âge

3. Число погибших или раненых в дорожно-транспортных происшествиях по категориям пользователей дорог и группам возраста

Unit : number - Unité : nombre - Единица: число

| Description Description Описание | Killed - tuées - погибших | | | | Injured - blessées - раненых | | | |
|--|---------------------------|------------|--------------------|------------|------------------------------|--------------|--------------------|--------------|
| | Total | | Of which: drivers | | Total | | Of which: drivers | |
| | Total | | Dont: conducteurs | | Total | | Dont: conducteurs | |
| | Всего | | Погибшие: водители | | Всего | | Погибшие: водители | |
| | 2002 | 2003 | 2002 | 2003 | 2002 | 2003 | 2002 | 2003 |
| 0 Total (1+2+3+4+5+6+7+8) | 959 | 960 | 423 | 416 | 8 100 | 8 488 | 3 068 | 3 275 |
| 01 - of which: 0 to 9 years | 17 | 13 | 2 | - | 325 | 336 | 27 | 27 |
| 02 10 to 14 years | 20 | 22 | 4 | 1 | 402 | 386 | 82 | 87 |
| 03 15 to 17 years | 19 | 35 | 5 | 8 | 428 | 445 | 95 | 105 |
| 04 18 to 20 years | 57 | 51 | 20 | 24 | 628 | 671 | 206 | 239 |
| 05 21 to 24 years | 87 | 81 | 51 | 42 | 906 | 877 | 429 | 406 |
| 06 25 to 64 years | 586 | 572 | 309 | 298 | 4 478 | 4 824 | 2 052 | 2 227 |
| 07 65 years and over | 171 | 184 | 32 | 43 | 914 | 924 | 174 | 178 |
| 08 Unknown | 2 | 2 | - | - | 19 | 25 | 3 | 6 |
| 1 Pedestrians | 271 | 263 | | | 2 201 | 2 184 | | |
| 11 - of which: 0 to 9 years | 8 | 5 | | | 217 | 208 | | |
| 12 10 to 14 years | 8 | 12 | | | 192 | 174 | | |
| 13 15 to 17 years | 2 | 2 | | | 105 | 104 | | |
| 14 18 to 20 years | 2 | 6 | | | 87 | 81 | | |
| 15 21 to 24 years | 5 | 4 | | | 94 | 88 | | |
| 16 25 to 64 years | 130 | 115 | | | 932 | 976 | | |
| 17 65 years and over | 114 | 117 | | | 572 | 547 | | |
| 18 Unknown | 2 | 2 | | | 2 | 6 | | |
| 2 Drivers and passengers of cycles | 50 | 46 | 49 | 45 | 402 | 404 | 389 | 394 |
| 21 - of which: 0 to 9 years | 2 | - | 2 | - | 31 | 30 | 27 | 27 |
| 22 10 to 14 years | 2 | 1 | 2 | 1 | 69 | 75 | 66 | 71 |
| 23 15 to 17 years | 1 | 2 | 1 | 1 | 29 | 27 | 25 | 26 |
| 24 18 to 20 years | 1 | - | 1 | - | 9 | 19 | 9 | 19 |
| 25 21 to 24 years | - | 1 | - | 1 | 13 | 18 | 13 | 18 |
| 26 25 to 64 years | 29 | 30 | 29 | 30 | 186 | 168 | 184 | 167 |
| 27 65 years and over | 15 | 12 | 14 | 12 | 65 | 67 | 65 | 66 |
| 28 Unknown | - | - | - | - | - | - | - | - |
| 3 Drivers and passengers of mopeds | 19 | 10 | 18 | 10 | 134 | 155 | 110 | 136 |
| 31 - of which: 0 to 9 years | - | - | - | - | - | - | - | - |
| 32 10 to 14 years | 2 | - | 2 | - | 9 | 15 | 6 | 9 |
| 33 15 to 17 years | 1 | - | 1 | - | 15 | 21 | 10 | 18 |
| 34 18 to 20 years | 1 | - | - | - | 17 | 14 | 10 | 10 |
| 35 21 to 24 years | 3 | - | 3 | - | 13 | 17 | 10 | 16 |
| 36 25 to 64 years | 8 | 7 | 8 | 7 | 72 | 74 | 66 | 69 |
| 37 65 years and over | 4 | 3 | 4 | 3 | 7 | 14 | 7 | 14 |
| 38 Unknown | - | - | - | - | 1 | - | 1 | - |
| 4 Drivers and passengers of motorcycles | 48 | 44 | 42 | 40 | 406 | 383 | 330 | 310 |
| 41 - of which: 0 to 9 years | - | - | - | - | - | - | - | - |
| 42 10 to 14 years | - | - | - | - | 10 | 6 | 2 | 1 |
| 43 15 to 17 years | - | 6 | 3 | 5 | 33 | 40 | 24 | 26 |
| 44 18 to 20 years | 4 | 4 | 4 | 4 | 61 | 59 | 43 | 43 |
| 45 21 to 24 years | 4 | 8 | 11 | 7 | 94 | 76 | 76 | 63 |
| 46 25 to 64 years | 13 | 26 | 24 | 24 | 196 | 198 | 174 | 174 |
| 47 65 years and over | 27 | - | - | - | 10 | 4 | 10 | 3 |
| 48 Unknown | - | - | - | - | 2 | - | 1 | - |
| 5 Drivers and passengers of passenger cars | 511 | 507 | 280 | 277 | 4 435 | 4 660 | 1 982 | 2 149 |
| 51 - of which: 0 to 9 years | 3 | 8 | - | - | 72 | 89 | - | - |
| 52 10 to 14 years | 8 | 7 | - | - | 103 | 101 | 1 | 3 |
| 53 15 to 17 years | 11 | 21 | - | 2 | 230 | 231 | 29 | 34 |
| 54 18 to 20 years | 48 | 38 | 15 | 20 | 435 | 466 | 138 | 158 |
| 55 21 to 24 years | 62 | 63 | 36 | 33 | 651 | 619 | 311 | 288 |
| 56 25 to 64 years | 351 | 332 | 220 | 205 | 2 752 | 2 938 | 1 449 | 1 601 |
| 57 65 years and over | 28 | 38 | 9 | 17 | 178 | 203 | 53 | 63 |
| 58 Unknown | - | - | - | - | 14 | 13 | 1 | 2 |
| 6 Drivers and passengers of motor coaches, buses, trolleybuses and tramcars | 9 | 17 | 1 | 1 | 155 | 220 | 27 | 21 |
| 7 Drivers and passengers of goods road vehicles | 30 | 36 | 18 | 21 | 228 | 305 | 130 | 173 |
| 8 Other drivers and passengers | 21 | 37 | 15 | 22 | 139 | 177 | 100 | 92 |

3. Persons killed or injured in road traffic accidents by category of user and age group

3. Personnes tuées ou blessées dans les accidents de la circulation routière selon la catégorie d'usager de la route et le groupe d'âge

3. Число погибших или раненых в дорожно-транспортных происшествиях по категориям пользователей дорог и группам возраста

Unit : number - Unité : nombre - Единица: число

| Description Description Описание | Killed - tuées - погибших | | | | Injured - blessées - раненых | | | |
|--|---------------------------|--------------|--------------------|------|------------------------------|----------------|--------------------|------|
| | Total | | Of which: drivers | | Total | | Of which: drivers | |
| | Total | | Dont: conducteurs | | Total | | Dont: conducteurs | |
| | Всего | | Погибшие: водители | | Всего | | Погибшие: водители | |
| | 2002 | 2003 | 2002 | 2003 | 2002 | 2003 | 2002 | 2003 |
| Canada - Canada - Канада | | | | | | | | |
| 0 Total (1+2+3+4+5+6+7+8) | 2 930 | 2 778 | 1 753 | ... | 227 968 | 222 260 | 142 520 | ... |
| 01 - of which: 0 to 9 years | 79 | 108 | 8 | ... | 8 344 | 15 263 | 479 | ... |
| 02 10 to 14 years | 81 | (a) | 17 | ... | 7 531 | (a) | 1 128 | ... |
| 03 15 to 17 years | 153 | 327 | 61 | ... | 14 376 | 27 757 | 5 990 | ... |
| 04 18 to 20 years | 270 | (a) | 163 | ... | 22 034 | (a) | 13 025 | ... |
| 05 21 to 24 years | 281 | 353 | 177 | ... | 23 024 | 29 304 | 14 934 | ... |
| 06 25 to 64 years | 1 541 | 1 492 | 1 077 | ... | 127 947 | 125 549 | 93 747 | ... |
| 07 65 years and over | 515 | 469 | 250 | ... | 16 662 | 16 682 | 9 821 | ... |
| 08 Unknown | 10 | 29 | - | ... | 8 050 | 7 705 | 3 396 | ... |
| 1 Pedestrians | 368 | 378 | | | 13 428 | ... | | |
| 11 - of which: 0 to 9 years | 19 | ... | | | 1 111 | ... | | |
| 12 10 to 14 years | 10 | ... | | | 1 386 | ... | | |
| 13 15 to 17 years | 19 | ... | | | 1 027 | ... | | |
| 14 18 to 20 years | 20 | ... | | | 906 | ... | | |
| 15 21 to 24 years | 15 | ... | | | 959 | ... | | |
| 16 25 to 64 years | 157 | ... | | | 5 893 | ... | | |
| 17 65 years and over | 125 | ... | | | 1 531 | ... | | |
| 18 Unknown | - | ... | | | 615 | ... | | |
| 2 Drivers and passengers of cycles | 63 | 45 | 55 | ... | 7 575 | ... | 6 709 | ... |
| 21 - of which: 0 to 9 years | 7 | ... | 6 | ... | 517 | ... | 437 | ... |
| 22 10 to 14 years | 10 | ... | 9 | ... | 1 024 | ... | 851 | ... |
| 23 15 to 17 years | 8 | ... | 8 | ... | 588 | ... | 513 | ... |
| 24 18 to 20 years | 5 | ... | 5 | ... | 417 | ... | 350 | ... |
| 25 21 to 24 years | 2 | ... | 1 | ... | 455 | ... | 379 | ... |
| 26 25 to 64 years | 24 | ... | 20 | ... | 2 428 | ... | 2 070 | ... |
| 27 65 years and over | 7 | ... | 6 | ... | 156 | ... | 140 | ... |
| 28 Unknown | - | ... | - | ... | 1 990 | ... | 1 969 | ... |
| 3 Drivers and passengers of mopeds | 2 | ... | 2 | ... | 609 | ... | 513 | ... |
| 31 - of which: 0 to 9 years | - | ... | - | ... | 4 | ... | 2 | ... |
| 32 10 to 14 years | 1 | ... | 1 | ... | 136 | ... | 106 | ... |
| 33 15 to 17 years | - | ... | - | ... | 284 | ... | 236 | ... |
| 34 18 to 20 years | - | ... | - | ... | 35 | ... | 31 | ... |
| 35 21 to 24 years | - | ... | - | ... | 24 | ... | 22 | ... |
| 36 25 to 64 years | 1 | ... | 1 | ... | 107 | ... | 99 | ... |
| 37 65 years and over | - | ... | - | ... | 13 | ... | 12 | ... |
| 38 Unknown | - | ... | - | ... | 6 | ... | 5 | ... |
| 4 Drivers and passengers of motorcycles | 170 | 178 | 132 | ... | 5 522 | ... | 4 139 | ... |
| 41 - of which: 0 to 9 years | 1 | ... | 1 | ... | 14 | ... | - | ... |
| 42 10 to 14 years | 2 | ... | 2 | ... | 57 | ... | 29 | ... |
| 43 15 to 17 years | 3 | ... | 3 | ... | 154 | ... | 98 | ... |
| 44 18 to 20 years | 10 | ... | 8 | ... | 413 | ... | 260 | ... |
| 45 21 to 24 years | 18 | ... | 16 | ... | 733 | ... | 523 | ... |
| 46 25 to 64 years | 133 | ... | 100 | ... | 3 982 | ... | 3 127 | ... |
| 47 65 years and over | 2 | ... | 2 | ... | 82 | ... | 65 | ... |
| 48 Unknown | 1 | ... | - | ... | 87 | ... | 37 | ... |
| 5 Drivers and passengers of passenger cars | 1 564 | ... | 1 041 | ... | 152 327 | ... | 100 817 | ... |
| 51 - of which: 0 to 9 years | 23 | ... | - | ... | 4 589 | ... | 13 | ... |
| 52 10 to 14 years | 32 | ... | - | ... | 3 210 | ... | 36 | ... |
| 53 15 to 17 years | 94 | ... | 35 | ... | 9 509 | ... | 4 077 | ... |
| 54 18 to 20 years | 184 | ... | 121 | ... | 16 750 | ... | 10 425 | ... |
| 55 21 to 24 years | 192 | ... | 127 | ... | 17 187 | ... | 11 717 | ... |
| 56 25 to 64 years | 747 | ... | 584 | ... | 85 170 | ... | 65 595 | ... |
| 57 65 years and over | 284 | ... | 174 | ... | 12 041 | ... | 7 940 | ... |
| 58 Unknown | 8 | ... | - | ... | 3 871 | ... | 1 014 | ... |
| 6 Drivers and passengers of motor coaches, buses, trolleybuses and tramcars | 3 | ... | 1 | ... | 1 717 | ... | 307 | ... |
| 7 Drivers and passengers of goods road vehicles | 84 | ... | 74 | ... | 3 431 | ... | 2 721 | ... |
| 8 Other drivers and passengers | 655 | ... | 430 | ... | 41 725 | ... | 26 346 | ... |

(a) Included under previous item.

(a) Compris sous la rubrique précédente.

(a) Включены в предыдущий показатель.

3. Persons killed or injured in road traffic accidents by category of user and age group

3. Personnes tuées ou blessées dans les accidents de la circulation routière selon la catégorie d'usager de la route et le groupe d'âge

3. Число погибших или раненых в дорожно-транспортных происшествиях по категориям пользователей дорог и группам возраста

Unit : number - Unité : nombre - Единица: число

| Description Description Описание | Killed - tuées - погибших | | | | Injured - blessées - раненых | | | |
|--|---------------------------|------|--------------------|------|------------------------------|------|--------------------|------|
| | Total | | Of which: drivers | | Total | | Of which: drivers | |
| | Total | | Dont: conducteurs | | Total | | Dont: conducteurs | |
| | Всего | | Погибшие: водители | | Всего | | Погибшие: водители | |
| | 2002 | 2003 | 2002 | 2003 | 2002 | 2003 | 2002 | 2003 |

Croatia - Croatie - Хорватия

| | | | | | | | | | |
|----------|--|------------|------------|------------|------------|---------------|---------------|---------------|---------------|
| 0 | Total (1+2+3+4+5+6+7+8) | 627 | 701 | 339 | 391 | 23 923 | 26 153 | 13 188 | 14 878 |
| 01 | - of which: 0 to 9 years | 7 | 19 | 1 | 2 | 1 291 | 1 211 | 102 | 93 |
| 02 | 10 to 14 years | 10 | 13 | 4 | 3 | 793 | 851 | 180 | 204 |
| 03 | 15 to 17 years | 22 | 30 | 8 | 11 | 1 360 | 1 473 | 496 | 539 |
| 04 | 18 to 20 years | 58 | 59 | 28 | 27 | 2 880 | 3 136 | 1 543 | 1 716 |
| 05 | 21 to 24 years | 79 | 73 | 48 | 46 | 3 360 | 3 903 | 2 047 | 2 473 |
| 06 | 25 to 64 years | 342 | 368 | 224 | 245 | 12 902 | 14 115 | 8 326 | 9 280 |
| 07 | 65 years and over | 108 | 136 | 25 | 56 | 1 329 | 1 462 | 493 | 572 |
| 08 | Unknown | 1 | 3 | 1 | 1 | 8 | 2 | 1 | 1 |
| 1 | Pedestrians | 151 | 132 | | | 2 542 | 2 564 | | |
| 11 | - of which: 0 to 9 years | 4 | 7 | | | 503 | 472 | | |
| 12 | 10 to 14 years | 1 | 3 | | | 240 | 237 | | |
| 13 | 15 to 17 years | 5 | 3 | | | 170 | 161 | | |
| 14 | 18 to 20 years | 3 | 4 | | | 119 | 136 | | |
| 15 | 21 to 24 years | 9 | 3 | | | 106 | 135 | | |
| 16 | 25 to 64 years | 57 | 44 | | | 930 | 901 | | |
| 17 | 65 years and over | 72 | 68 | | | 472 | 522 | | |
| 18 | Unknown | - | - | | | 2 | - | | |
| 2 | Drivers and passengers of cycles | 40 | 48 | 40 | 48 | 1 087 | 1 091 | 1 077 | 1 076 |
| 21 | - of which: 0 to 9 years | 1 | 1 | 1 | 1 | 102 | 95 | 97 | 86 |
| 22 | 10 to 14 years | 2 | 3 | 2 | 3 | 127 | 135 | 124 | 133 |
| 23 | 15 to 17 years | - | - | - | - | 59 | 62 | 59 | 59 |
| 24 | 18 to 20 years | - | - | - | - | 52 | 50 | 50 | 50 |
| 25 | 21 to 24 years | - | - | - | - | 53 | 46 | 53 | 46 |
| 26 | 25 to 64 years | 24 | 26 | 24 | 26 | 518 | 536 | 518 | 535 |
| 27 | 65 years and over | 13 | 18 | 13 | 18 | 176 | 167 | 176 | 167 |
| 28 | Unknown | - | - | - | - | - | - | - | - |
| 3 | Drivers and passengers of mopeds | 20 | 28 | 20 | 28 | 1 326 | 1 599 | 1 102 | 1 361 |
| 31 | - of which: 0 to 9 years | - | - | - | - | 6 | 5 | 1 | 1 |
| 32 | 10 to 14 years | - | - | - | - | 66 | 77 | 43 | 59 |
| 33 | 15 to 17 years | 4 | 5 | 4 | 5 | 315 | 349 | 236 | 269 |
| 34 | 18 to 20 years | 4 | 5 | 4 | 5 | 238 | 275 | 186 | 213 |
| 35 | 21 to 24 years | 2 | 1 | 2 | 1 | 186 | 236 | 155 | 203 |
| 36 | 25 to 64 years | 9 | 12 | 9 | 12 | 478 | 608 | 446 | 568 |
| 37 | 65 years and over | 1 | 5 | 1 | 5 | 37 | 49 | 35 | 48 |
| 38 | Unknown | - | - | - | - | - | - | - | - |
| 4 | Drivers and passengers of motorcycles | 58 | 53 | 47 | 44 | 1 252 | 1 730 | 1 006 | 1 405 |
| 41 | - of which: 0 to 9 years | - | - | - | - | 2 | 6 | - | - |
| 42 | 10 to 14 years | 2 | - | 1 | - | 9 | 18 | 3 | 6 |
| 43 | 15 to 17 years | 4 | 3 | 3 | 2 | 184 | 187 | 131 | 130 |
| 44 | 18 to 20 years | 6 | 6 | 5 | 5 | 198 | 248 | 145 | 184 |
| 45 | 21 to 24 years | 16 | 12 | 14 | 10 | 259 | 362 | 203 | 287 |
| 46 | 25 to 64 years | 30 | 32 | 24 | 27 | 597 | 900 | 521 | 789 |
| 47 | 65 years and over | - | - | - | - | 3 | 9 | 3 | 9 |
| 48 | Unknown | - | - | - | - | - | - | - | - |
| 5 | Drivers and passengers of passenger cars | 307 | 388 | 196 | 235 | 16 288 | 17 682 | 9 210 | 10 191 |
| 51 | - of which: 0 to 9 years | 2 | 9 | - | - | 654 | 604 | 4 | 4 |
| 52 | 10 to 14 years | 5 | 7 | 1 | - | 318 | 349 | 7 | 4 |
| 53 | 15 to 17 years | 9 | 19 | 1 | 4 | 600 | 668 | 63 | 74 |
| 54 | 18 to 20 years | 43 | 42 | 18 | 17 | 2 157 | 2 313 | 1 113 | 1 215 |
| 55 | 21 to 24 years | 47 | 53 | 28 | 31 | 2 594 | 2 971 | 1 533 | 1 828 |
| 56 | 25 to 64 years | 185 | 221 | 142 | 160 | 9 462 | 10 160 | 6 255 | 6 754 |
| 57 | 65 years and over | 16 | 34 | 6 | 22 | 503 | 615 | 235 | 311 |
| 58 | Unknown | - | 3 | - | 1 | - | 2 | - | 1 |
| 6 | Drivers and passengers of motor coaches, buses, trolleybuses and tramcars | 1 | 1 | - | - | 226 | 250 | 28 | 39 |
| 7 | Drivers and passengers of goods road vehicles | 22 | 26 | 15 | 19 | 793 | 921 | 544 | 617 |
| 8 | Other drivers and passengers | 28 | 25 | 21 | 17 | 409 | 316 | 221 | 189 |

3. Persons killed or injured in road traffic accidents by category of user and age group

3. Personnes tuées ou blessées dans les accidents de la circulation routière selon la catégorie d'usager de la route et le groupe d'âge

3. Число погибших или раненых в дорожно-транспортных происшествиях по категориям пользователей дорог и группам возраста

Unit : number - Unité : nombre - Единица: число

| Description Description Описание | Killed - tuées - погибших | | | | Injured - blessées - раненых | | | |
|--|---------------------------|--------------|--------------------|------------|------------------------------|---------------|--------------------|---------------|
| | Total | | Of which: drivers | | Total | | Of which: drivers | |
| | Total | | Dont: conducteurs | | Total | | Dont: conducteurs | |
| | Всего | | Погибшие: водители | | Всего | | Погибшие: водители | |
| | 2002 | 2003 | 2002 | 2003 | 2002 | 2003 | 2002 | 2003 |
| Czech Republic - République tchèque - Чешская Республика | | | | | | | | |
| 0 Total (1+2+3+4+5+6+7+8) | 1 431 | 1 447 | 791 | 817 | 34 389 | 35 438 | 18 443 | 19 529 |
| 01 - of which: 0 to 9 years | 27 | 21 | 4 | - | 1 609 | 1 698 | 189 | 177 |
| 02 10 to 14 years | 19 | 17 | 3 | 2 | 1 523 | 1 553 | 354 | 394 |
| 03 15 to 17 years | 33 | 41 | 10 | 9 | 1 534 | 1 621 | 511 | 557 |
| 04 18 to 20 years | 90 | 103 | 38 | 49 | 3 163 | 3 457 | 1 480 | 1 676 |
| 05 21 to 24 years | 132 | 140 | 78 | 78 | 4 700 | 4 515 | 2 788 | 2 733 |
| 06 25 to 64 years | 906 | 880 | 572 | 574 | 19 372 | 20 018 | 12 205 | 13 018 |
| 07 65 years and over | 212 | 231 | 85 | 103 | 2 452 | 2 554 | 915 | 972 |
| 08 Unknown | 12 | 14 | 1 | 2 | 36 | 22 | 1 | 2 |
| 1 Pedestrians | 309 | 290 | | | 4 962 | 4 550 | | |
| 11 - of which: 0 to 9 years | 9 | 12 | | | 698 | 646 | | |
| 12 10 to 14 years | 4 | 7 | | | 571 | 516 | | |
| 13 15 to 17 years | 5 | 5 | | | 252 | 227 | | |
| 14 18 to 20 years | 14 | 9 | | | 234 | 223 | | |
| 15 21 to 24 years | 12 | 14 | | | 277 | 257 | | |
| 16 25 to 64 years | 161 | 133 | | | 2 053 | 1 851 | | |
| 17 65 years and over | 96 | 100 | | | 858 | 821 | | |
| 18 Unknown | 8 | 10 | | | 19 | 9 | | |
| 2 Drivers and passengers of cycles | 160 | 159 | 159 | 159 | 3 981 | 4 126 | 3 930 | 4 073 |
| 21 - of which: 0 to 9 years | 4 | - | 4 | - | 203 | 205 | 180 | 175 |
| 22 10 to 14 years | 2 | 2 | 2 | 2 | 336 | 385 | 325 | 372 |
| 23 15 to 17 years | 3 | 5 | 3 | 5 | 273 | 249 | 265 | 245 |
| 24 18 to 20 years | 5 | 4 | 5 | 4 | 210 | 195 | 209 | 194 |
| 25 21 to 24 years | 4 | 4 | 4 | 4 | 285 | 262 | 283 | 262 |
| 26 25 to 64 years | 106 | 97 | 105 | 97 | 2 279 | 2 454 | 2 275 | 2 450 |
| 27 65 years and over | 36 | 46 | 36 | 46 | 393 | 374 | 393 | 374 |
| 28 Unknown | - | 1 | - | 1 | 2 | 2 | - | 1 |
| 3 Drivers and passengers of mopeds | 17 | 11 | 17 | 10 | 189 | 192 | 188 | 188 |
| 31 - of which: 0 to 9 years | - | - | - | - | - | - | - | - |
| 32 10 to 14 years | - | - | - | - | 1 | 2 | - | 1 |
| 33 15 to 17 years | - | 1 | - | - | 1 | 7 | 1 | 6 |
| 34 18 to 20 years | - | - | - | - | 6 | 11 | 6 | 10 |
| 35 21 to 24 years | 3 | - | 3 | - | 14 | 10 | 14 | 10 |
| 36 25 to 64 years | 7 | 7 | 7 | 7 | 127 | 125 | 127 | 124 |
| 37 65 years and over | 7 | 3 | 7 | 3 | 40 | 37 | 40 | 37 |
| 38 Unknown | - | - | - | - | - | - | - | - |
| 4 Drivers and passengers of motorcycles | 117 | 101 | 107 | 88 | 2 229 | 2 489 | 1 871 | 2 113 |
| 41 - of which: 0 to 9 years | - | - | - | - | - | 2 | - | - |
| 42 10 to 14 years | 1 | - | 1 | - | 39 | 39 | 18 | 15 |
| 43 15 to 17 years | 7 | 8 | 7 | 4 | 274 | 332 | 200 | 258 |
| 44 18 to 20 years | 12 | 11 | 8 | 7 | 406 | 392 | 309 | 306 |
| 45 21 to 24 years | 32 | 20 | 29 | 18 | 468 | 470 | 389 | 390 |
| 46 25 to 64 years | 64 | 58 | 61 | 55 | 1 010 | 1 205 | 927 | 1 097 |
| 47 65 years and over | 1 | 4 | 1 | 4 | 30 | 48 | 28 | 47 |
| 48 Unknown | - | - | - | - | - | 1 | - | - |
| 5 Drivers and passengers of passenger cars | 759 | 798 | 455 | 510 | 20 861 | 21 861 | 11 319 | 11 993 |
| 51 - of which: 0 to 9 years | 14 | 8 | - | - | 669 | 801 | - | - |
| 52 10 to 14 years | 12 | 6 | - | - | 527 | 571 | 3 | 3 |
| 53 15 to 17 years | 18 | 18 | - | - | 698 | 775 | 45 | 47 |
| 54 18 to 20 years | 58 | 74 | 25 | 38 | 2 204 | 2 557 | 917 | 1 135 |
| 55 21 to 24 years | 74 | 97 | 38 | 53 | 3 409 | 3 300 | 1 949 | 1 931 |
| 56 25 to 64 years | 513 | 519 | 352 | 372 | 12 418 | 12 809 | 7 965 | 8 375 |
| 57 65 years and over | 66 | 73 | 39 | 46 | 923 | 1 040 | 439 | 501 |
| 58 Unknown | 4 | 3 | 1 | 1 | 13 | 8 | 1 | 1 |
| 6 Drivers and passengers of motor coaches, buses, trolleybuses and tramcars | 7 | 29 | 3 | 6 | 657 | 679 | 34 | 36 |
| 7 Drivers and passengers of goods road vehicles | 52 | 49 | 43 | 36 | 1 395 | 1 428 | 1 016 | 1 067 |
| 8 Other drivers and passengers | 10 | 10 | 7 | 8 | 115 | 113 | 85 | 59 |

3. Persons killed or injured in road traffic accidents by category of user and age group

3. Personnes tuées ou blessées dans les accidents de la circulation routière selon la catégorie d'usager de la route et le groupe d'âge

3. Число погибших или раненых в дорожно-транспортных происшествиях по категориям пользователей дорог и группам возраста

Unit : number - Unité : nombre - Единица: число

| Description Description Описание | Killed - tuées - погибших | | | | Injured - blessées - раненых | | | |
|--|---------------------------|------------|--------------------|------------|------------------------------|--------------|--------------------|--------------|
| | Total | | Of which: drivers | | Total | | Of which: drivers | |
| | Total | | Dont: conducteurs | | Total | | Dont: conducteurs | |
| | Всего | | Погибшие: водители | | Всего | | Погибшие: водители | |
| | 2002 | 2003 | 2002 | 2003 | 2002 | 2003 | 2002 | 2003 |
| Denmark - Danemark - Дания | | | | | | | | |
| 0 Total (1+2+3+4+5+6+7+8) | 463 | 432 | 310 | 302 | 8 791 | 8 412 | 5 988 | 5 789 |
| 01 - of which: 0 to 9 years | 8 | 12 | - | - | 301 | 267 | 49 | 34 |
| 02 10 to 14 years | 6 | 10 | 3 | 4 | 360 | 343 | 159 | 154 |
| 03 15 to 17 years | 26 | 16 | 9 | 10 | 840 | 721 | 495 | 420 |
| 04 18 to 20 years | 37 | 31 | 18 | 24 | 894 | 870 | 568 | 562 |
| 05 21 to 24 years | 39 | 36 | 31 | 24 | 917 | 866 | 650 | 593 |
| 06 25 to 64 years | 244 | 228 | 186 | 176 | 4 663 | 4 552 | 3 594 | 3 574 |
| 07 65 years and over | 103 | 99 | 63 | 64 | 805 | 760 | 468 | 439 |
| 08 Unknown | - | - | - | - | 11 | 33 | 5 | 13 |
| 1 Pedestrians | 64 | 49 | | | 782 | 711 | | |
| 11 - of which: 0 to 9 years | 1 | 1 | | | 72 | 59 | | |
| 12 10 to 14 years | 2 | 2 | | | 73 | 49 | | |
| 13 15 to 17 years | 4 | 1 | | | 71 | 48 | | |
| 14 18 to 20 years | 5 | 1 | | | 43 | 31 | | |
| 15 21 to 24 years | 2 | 4 | | | 52 | 47 | | |
| 16 25 to 64 years | 27 | 20 | | | 295 | 275 | | |
| 17 65 years and over | 23 | 20 | | | 175 | 196 | | |
| 18 Unknown | - | - | | | 1 | 6 | | |
| 2 Drivers and passengers of cycles | 52 | 47 | 51 | 47 | 1 619 | 1 456 | 1 611 | 1 454 |
| 21 - of which: 0 to 9 years | 1 | - | - | - | 53 | 33 | 48 | 33 |
| 22 10 to 14 years | 3 | 3 | 3 | 3 | 143 | 128 | 141 | 128 |
| 23 15 to 17 years | - | 1 | - | 1 | 110 | 95 | 110 | 94 |
| 24 18 to 20 years | 2 | - | 2 | - | 83 | 58 | 83 | 58 |
| 25 21 to 24 years | 1 | 3 | 1 | 3 | 137 | 123 | 136 | 123 |
| 26 25 to 64 years | 22 | 20 | 22 | 20 | 921 | 844 | 921 | 843 |
| 27 65 years and over | 23 | 20 | 23 | 20 | 172 | 170 | 172 | 170 |
| 28 Unknown | - | - | - | - | - | - | - | 5 |
| 3 Drivers and passengers of mopeds | 29 | 34 | 27 | 33 | 1 056 | 1 011 | 966 | 925 |
| 31 - of which: 0 to 9 years | - | - | - | - | - | - | - | - |
| 32 10 to 14 years | 1 | 2 | - | 1 | 30 | 32 | 16 | 22 |
| 33 15 to 17 years | 6 | 9 | 6 | 9 | 401 | 349 | 351 | 302 |
| 34 18 to 20 years | 1 | 4 | - | 4 | 110 | 124 | 99 | 109 |
| 35 21 to 24 years | 1 | - | 1 | - | 60 | 50 | 54 | 46 |
| 36 25 to 64 years | 14 | 14 | 14 | 14 | 415 | 407 | 406 | 398 |
| 37 65 years and over | 6 | 5 | 6 | 5 | 40 | 49 | 40 | 48 |
| 38 Unknown | - | - | - | - | - | - | - | - |
| 4 Drivers and passengers of motorcycles | 33 | 34 | 32 | 34 | 611 | 570 | 553 | 513 |
| 41 - of which: 0 to 9 years | - | - | - | - | 1 | 1 | - | 1 |
| 42 10 to 14 years | - | - | - | - | 6 | 6 | 1 | 2 |
| 43 15 to 17 years | 1 | - | 1 | - | 23 | 18 | 17 | 11 |
| 44 18 to 20 years | 1 | 3 | 1 | 3 | 61 | 41 | 46 | 32 |
| 45 21 to 24 years | 4 | 3 | 4 | 3 | 81 | 80 | 73 | 72 |
| 46 25 to 64 years | 25 | 27 | 24 | 27 | 427 | 404 | 404 | 377 |
| 47 65 years and over | 2 | 1 | 2 | 1 | 11 | 16 | 11 | 15 |
| 48 Unknown | - | - | - | - | 1 | 4 | 1 | 3 |
| 5 Drivers and passengers of passenger cars | 246 | 236 | 170 | 167 | 4 187 | 4 142 | 2 521 | 2 538 |
| 51 - of which: 0 to 9 years | 6 | 11 | - | - | 167 | 166 | - | - |
| 52 10 to 14 years | - | 3 | - | - | 93 | 118 | - | 2 |
| 53 15 to 17 years | 13 | 5 | 1 | - | 218 | 183 | 16 | 9 |
| 54 18 to 20 years | 24 | 21 | 12 | 16 | 551 | 569 | 311 | 333 |
| 55 21 to 24 years | 25 | 21 | 20 | 14 | 533 | 507 | 350 | 316 |
| 56 25 to 64 years | 132 | 129 | 106 | 100 | 2 241 | 2 270 | 1 601 | 1 680 |
| 57 65 years and over | 46 | 46 | 31 | 37 | 375 | 311 | 239 | 193 |
| 58 Unknown | - | - | - | - | 9 | 18 | 4 | 5 |
| 6 Drivers and passengers of motor coaches, buses, trolleybuses and tramcars | 4 | 10 | - | 2 | 85 | 59 | 13 | 14 |
| 7 Drivers and passengers of goods road vehicles | 34 | 22 | 29 | 19 | 432 | 446 | 312 | 331 |
| 8 Other drivers and passengers | 1 | - | 1 | - | 19 | 17 | 12 | 14 |

3. Persons killed or injured in road traffic accidents by category of user and age group

3. Personnes tuées ou blessées dans les accidents de la circulation routière selon la catégorie d'usager de la route et le groupe d'âge

3. Число погибших или раненых в дорожно-транспортных происшествиях по категориям пользователей дорог и группам возраста

Unit : number - Unité : nombre - Единица: число

| Description Description Описание | Killed - tuées - погибших | | | | Injured - blessées - раненых | | | |
|--|---------------------------|------------|--------------------|-----------|------------------------------|--------------|--------------------|------------|
| | Total | | Of which: drivers | | Total | | Of which: drivers | |
| | Total | | Dont: conducteurs | | Total | | Dont: conducteurs | |
| | Всего | | Погибшие: водители | | Всего | | Погибшие: водители | |
| | 2002 | 2003 | 2002 | 2003 | 2002 | 2003 | 2002 | 2003 |
| 0 Total (1+2+3+4+5+6+7+8) | 223 | 164 | 96 | 74 | 2 868 | 2 539 | 1 202 | 999 |
| 01 - of which: 0 to 9 years | 7 | 1 | - | - | 173 | 156 | 25 | 8 |
| 02 10 to 14 years | 4 | 3 | 2 | - | 164 | 155 | 40 | 34 |
| 03 15 to 17 years | 4 | 8 | 3 | 1 | 183 | 181 | 42 | 38 |
| 04 18 to 20 years | 14 | 13 | 5 | 3 | 327 | 256 | 120 | 89 |
| 05 21 to 24 years | 26 | 15 | 11 | 5 | 337 | 279 | 162 | 110 |
| 06 25 to 64 years | 141 | 97 | 65 | 55 | 1 487 | 1 317 | 759 | 678 |
| 07 65 years and over | 23 | 23 | 10 | 10 | 195 | 193 | 54 | 42 |
| 08 Unknown | 4 | 4 | - | - | 2 | 1 | - | - |
| 1 Pedestrians | 59 | 43 | | | 578 | 578 | | |
| 11 - of which: 0 to 9 years | 4 | - | | | 86 | 73 | | |
| 12 10 to 14 years | 2 | 3 | | | 62 | 68 | | |
| 13 15 to 17 years | - | 2 | | | 29 | 38 | | |
| 14 18 to 20 years | 6 | - | | | 37 | 38 | | |
| 15 21 to 24 years | 1 | 2 | | | 35 | 31 | | |
| 16 25 to 64 years | 32 | 24 | | | 243 | 239 | | |
| 17 65 years and over | 11 | 8 | | | 85 | 91 | | |
| 18 Unknown | 3 | 4 | | | 1 | - | | |
| 2 Drivers and passengers of cycles | 19 | 15 | 19 | 15 | 224 | 174 | 221 | 172 |
| 21 - of which: 0 to 9 years | - | - | - | - | 28 | 10 | 25 | 8 |
| 22 10 to 14 years | 1 | - | 1 | - | 31 | 23 | 31 | 23 |
| 23 15 to 17 years | - | - | - | - | 13 | 16 | 13 | 16 |
| 24 18 to 20 years | - | - | - | - | 20 | 9 | 20 | 9 |
| 25 21 to 24 years | - | - | - | - | 9 | 14 | 9 | 14 |
| 26 25 to 64 years | 12 | 10 | 12 | 10 | 99 | 83 | 99 | 83 |
| 27 65 years and over | 6 | 5 | 6 | 5 | 24 | 18 | 24 | 18 |
| 28 Unknown | - | - | - | - | - | 1 | - | 1 |
| 3 Drivers and passengers of mopeds | - | 2 | - | 2 | 38 | 23 | 33 | 23 |
| 31 - of which: 0 to 9 years | - | - | - | - | 2 | - | - | - |
| 32 10 to 14 years | - | - | - | - | 8 | 7 | 7 | 7 |
| 33 15 to 17 years | - | 1 | - | 1 | 6 | 5 | 6 | 5 |
| 34 18 to 20 years | - | - | - | - | 8 | 2 | 6 | 2 |
| 35 21 to 24 years | - | - | - | - | 2 | - | 2 | - |
| 36 25 to 64 years | - | 1 | - | 1 | 10 | 8 | 10 | 8 |
| 37 65 years and over | - | - | - | - | 2 | 1 | 2 | 1 |
| 38 Unknown | - | - | - | - | - | - | - | - |
| 4 Drivers and passengers of motorcycles | 5 | 3 | 3 | 3 | 77 | 67 | 60 | 56 |
| 41 - of which: 0 to 9 years | - | - | - | - | - | - | - | - |
| 42 10 to 14 years | 1 | - | 1 | - | 5 | 1 | - | 1 |
| 43 15 to 17 years | 1 | - | 1 | - | 15 | 7 | 10 | 3 |
| 44 18 to 20 years | - | - | - | - | 17 | 10 | 14 | 8 |
| 45 21 to 24 years | - | 2 | - | 2 | 12 | 9 | 10 | 5 |
| 46 25 to 64 years | 2 | 1 | 1 | 1 | 28 | 40 | 26 | 39 |
| 47 65 years and over | - | - | - | - | - | - | - | - |
| 48 Unknown | 1 | - | - | - | - | - | - | - |
| 5 Drivers and passengers of passenger cars | 128 | 90 | 67 | 45 | 1 716 | 1 478 | 802 | 686 |
| 51 - of which: 0 to 9 years | 2 | 1 | - | - | 53 | 66 | - | 1 |
| 52 10 to 14 years | - | - | - | - | 52 | 47 | 2 | 1 |
| 53 15 to 17 years | 3 | 5 | 2 | - | 107 | 98 | 12 | 14 |
| 54 18 to 20 years | 8 | 12 | 5 | 3 | 220 | 186 | 78 | 69 |
| 55 21 to 24 years | 25 | 11 | 11 | 3 | 265 | 206 | 136 | 87 |
| 56 25 to 64 years | 86 | 51 | 46 | 34 | 950 | 816 | 546 | 494 |
| 57 65 years and over | 4 | 10 | 3 | 5 | 68 | 59 | 28 | 21 |
| 58 Unknown | - | - | - | - | 1 | - | - | - |
| 6 Drivers and passengers of motor coaches, buses, trolleybuses and tramcars | 3 | 3 | 1 | 1 | 104 | 127 | 18 | 12 |
| 7 Drivers and passengers of goods road vehicles | 7 | 6 | 4 | 6 | 112 | 85 | 58 | 46 |
| 8 Other drivers and passengers | 2 | 2 | 2 | 2 | 19 | 6 | 10 | 4 |

3. Persons killed or injured in road traffic accidents by category of user and age group

3. Personnes tuées ou blessées dans les accidents de la circulation routière selon la catégorie d'usager de la route et le groupe d'âge

3. Число погибших или раненых в дорожно-транспортных происшествиях по категориям пользователей дорог и группам возраста

Unit : number - Unité : nombre - Единица: число

| Description Description Описание | Killed - tuées - погибших | | | | Injured - blessées - раненых | | | |
|--|---------------------------|------|--------------------|------|------------------------------|------|--------------------|------|
| | Total | | Of which: drivers | | Total | | Of which: drivers | |
| | Total | | Dont: conducteurs | | Total | | Dont: conducteurs | |
| | Всего | | Погибшие: водители | | Всего | | Погибшие: водители | |
| | 2002 | 2003 | 2002 | 2003 | 2002 | 2003 | 2002 | 2003 |

Finland - Finlande - Финляндия

| | | | | | | | | | |
|----------|--|------------|------------|------------|------------|--------------|--------------|--------------|--------------|
| 0 | Total (1+2+3+4+5+6+7+8) | 415 | 379 | 280 | 247 | 8 156 | 9 088 | 5 075 | 5 646 |
| 01 | - of which: 0 to 9 years | 10 | 11 | 1 | - | 276 | 290 | 45 | 57 |
| 02 | 10 to 14 years | 8 | 11 | 5 | 5 | 425 | 393 | 185 | 188 |
| 03 | 15 to 17 years | 15 | 12 | 5 | 8 | 749 | 895 | 405 | 512 |
| 04 | 18 to 20 years | 43 | 29 | 32 | 20 | 944 | 1 108 | 557 | 648 |
| 05 | 21 to 24 years | 30 | 30 | 17 | 21 | 730 | 837 | 465 | 503 |
| 06 | 25 to 64 years | 210 | 190 | 150 | 139 | 4 213 | 4 607 | 2 957 | 3 222 |
| 07 | 65 years and over | 99 | 96 | 70 | 54 | 819 | 958 | 461 | 516 |
| 08 | Unknown | - | - | - | - | - | - | - | - |
| 1 | Pedestrians | 40 | 59 | | | 644 | 714 | | |
| 11 | - of which: 0 to 9 years | 4 | 5 | | | 65 | 74 | | |
| 12 | 10 to 14 years | - | 2 | | | 65 | 46 | | |
| 13 | 15 to 17 years | 1 | 1 | | | 29 | 36 | | |
| 14 | 18 to 20 years | 2 | 1 | | | 33 | 36 | | |
| 15 | 21 to 24 years | - | 2 | | | 25 | 46 | | |
| 16 | 25 to 64 years | 19 | 24 | | | 276 | 310 | | |
| 17 | 65 years and over | 14 | 24 | | | 151 | 166 | | |
| 18 | Unknown | - | - | | | - | - | | |
| 2 | Drivers and passengers of cycles | 53 | 39 | 53 | 39 | 987 | 954 | 983 | 946 |
| 21 | - of which: 0 to 9 years | 1 | - | 1 | - | 43 | 57 | 43 | 56 |
| 22 | 10 to 14 years | 4 | 3 | 4 | 3 | 153 | 147 | 150 | 144 |
| 23 | 15 to 17 years | - | - | - | - | 61 | 62 | 61 | 61 |
| 24 | 18 to 20 years | - | 1 | - | 1 | 48 | 49 | 48 | 49 |
| 25 | 21 to 24 years | - | 1 | - | 1 | 55 | 45 | 55 | 44 |
| 26 | 25 to 64 years | 18 | 13 | 18 | 13 | 472 | 435 | 471 | 433 |
| 27 | 65 years and over | 30 | 21 | 30 | 21 | 155 | 159 | 155 | 159 |
| 28 | Unknown | - | - | - | - | - | - | - | - |
| 3 | Drivers and passengers of mopeds | 7 | 12 | 6 | 11 | 338 | 444 | 313 | 410 |
| 31 | - of which: 0 to 9 years | - | - | - | - | 4 | 1 | 1 | 1 |
| 32 | 10 to 14 years | 1 | 2 | 1 | 1 | 37 | 47 | 28 | 36 |
| 33 | 15 to 17 years | 3 | 3 | 3 | 3 | 233 | 323 | 224 | 305 |
| 34 | 18 to 20 years | 1 | - | 1 | - | 11 | 8 | 9 | 5 |
| 35 | 21 to 24 years | - | - | - | - | 5 | 8 | 3 | 7 |
| 36 | 25 to 64 years | - | 4 | - | 4 | 28 | 38 | 27 | 37 |
| 37 | 65 years and over | 2 | 3 | 1 | 3 | 21 | 19 | 21 | 19 |
| 38 | Unknown | - | - | - | - | - | - | - | - |
| 4 | Drivers and passengers of motorcycles | 22 | 23 | 22 | 22 | 480 | 493 | 427 | 440 |
| 41 | - of which: 0 to 9 years | - | - | - | - | - | 1 | - | - |
| 42 | 10 to 14 years | - | 1 | - | 1 | 7 | 7 | 3 | 3 |
| 43 | 15 to 17 years | 2 | 5 | 2 | 5 | 115 | 125 | 96 | 110 |
| 44 | 18 to 20 years | - | 1 | - | 1 | 31 | 28 | 25 | 23 |
| 45 | 21 to 24 years | 4 | 3 | 4 | 3 | 50 | 48 | 44 | 40 |
| 46 | 25 to 64 years | 16 | 13 | 16 | 12 | 273 | 283 | 256 | 263 |
| 47 | 65 years and over | - | - | - | - | 3 | 1 | 3 | 1 |
| 48 | Unknown | - | - | - | - | - | - | - | - |
| 5 | Drivers and passengers of passenger cars | 267 | 217 | 183 | 150 | 5 041 | 5 707 | 2 964 | 3 395 |
| 51 | - of which: 0 to 9 years | 4 | 6 | - | - | 152 | 139 | 1 | - |
| 52 | 10 to 14 years | 2 | 3 | - | - | 135 | 131 | 4 | 3 |
| 53 | 15 to 17 years | 8 | 3 | - | - | 269 | 325 | 18 | 28 |
| 54 | 18 to 20 years | 39 | 25 | 30 | 17 | 781 | 913 | 453 | 537 |
| 55 | 21 to 24 years | 23 | 23 | 11 | 16 | 538 | 623 | 336 | 366 |
| 56 | 25 to 64 years | 143 | 112 | 106 | 88 | 2 726 | 3 024 | 1 888 | 2 147 |
| 57 | 65 years and over | 48 | 45 | 36 | 29 | 440 | 552 | 264 | 314 |
| 58 | Unknown | - | - | - | - | - | - | - | - |
| 6 | Drivers and passengers of motor coaches, buses, trolleybuses and tramcars | 4 | - | - | - | 174 | 169 | 30 | 21 |
| 7 | Drivers and passengers of goods road vehicles | 17 | 24 | 13 | 22 | 404 | 504 | 300 | 373 |
| 8 | Other drivers and passengers | 5 | 5 | 3 | 3 | 88 | 103 | 58 | 61 |

3. Persons killed or injured in road traffic accidents by category of user and age group

3. Personnes tuées ou blessées dans les accidents de la circulation routière selon la catégorie d'usager de la route et le groupe d'âge

3. Число погибших или раненых в дорожно-транспортных происшествиях по категориям пользователей дорог и группам возраста

Unit : number - Unité : nombre - Единица: число

| Description Description Описание | Killed - tuées - погибших | | | | Injured - blessées - раненых | | | |
|--|---------------------------|--------------|--------------------|--------------|------------------------------|----------------|--------------------|---------------|
| | Total | | Of which: drivers | | Total | | Of which: drivers | |
| | Total | | Dont: conducteurs | | Total | | Dont: conducteurs | |
| | Всего | | Погибшие: водители | | Всего | | Погибшие: водители | |
| | 2002 | 2003 | 2002 | 2003 | 2002 | 2003 | 2002 | 2003 |
| 0 Total (1+2+3+4+5+6+7+8) | 7 242 | 5 731 | 4 958 | 4 000 | 137 839 | 115 929 | 89 253 | 75 225 |
| 01 - of which: 0 to 9 years | 142 | 110 | 5 | 6 | 5 375 | 4 482 | 242 | 265 |
| 02 10 to 14 years | 104 | 100 | 31 | 37 | 5 433 | 4 650 | 1 606 | 1 525 |
| 03 15 to 17 years | 293 | 258 | 152 | 148 | 11 199 | 10 037 | 6 921 | 6 416 |
| 04 18 to 20 years | 756 | 535 | 501 | 355 | 14 335 | 11 945 | 9 231 | 7 738 |
| 05 21 to 24 years | 806 | 683 | 624 | 538 | 16 440 | 13 575 | 11 598 | 9 668 |
| 06 25 to 64 years | 3 791 | 2 923 | 2 929 | 2 328 | 71 977 | 60 158 | 53 491 | 44 522 |
| 07 65 years and over | 1 265 | 1 040 | 651 | 531 | 11 268 | 9 472 | 5 102 | 4 132 |
| 08 Unknown | 85 | 82 | 65 | 57 | 1 812 | 1 610 | 1 062 | 959 |
| 1 Pedestrians | 819 | 592 | | | 16 072 | 14 205 | | |
| 11 - of which: 0 to 9 years | 40 | 26 | | | 2 187 | 1 892 | | |
| 12 10 to 14 years | 18 | 22 | | | 1 727 | 1 370 | | |
| 13 15 to 17 years | 20 | 12 | | | 804 | 740 | | |
| 14 18 to 20 years | 28 | 16 | | | 758 | 643 | | |
| 15 21 to 24 years | 19 | 17 | | | 818 | 707 | | |
| 16 25 to 64 years | 328 | 211 | | | 6 187 | 5 609 | | |
| 17 65 years and over | 356 | 283 | | | 3 514 | 3 168 | | |
| 18 Unknown | 10 | 5 | | | 77 | 76 | | |
| 2 Drivers and passengers of cycles | 211 | 190 | 208 | 190 | 4 571 | 4 851 | 4 513 | 4 794 |
| 21 - of which: 0 to 9 years | 5 | 6 | 5 | 6 | 255 | 279 | 238 | 262 |
| 22 10 to 14 years | 16 | 14 | 14 | 14 | 670 | 635 | 654 | 619 |
| 23 15 to 17 years | 8 | 12 | 8 | 12 | 347 | 349 | 341 | 345 |
| 24 18 to 20 years | 2 | 6 | 2 | 6 | 258 | 278 | 256 | 276 |
| 25 21 to 24 years | 4 | 6 | 4 | 6 | 282 | 293 | 280 | 290 |
| 26 25 to 64 years | 101 | 82 | 100 | 82 | 2 195 | 2 436 | 2 184 | 2 423 |
| 27 65 years and over | 71 | 60 | 71 | 60 | 495 | 511 | 492 | 509 |
| 28 Unknown | 4 | 4 | 4 | 4 | 69 | 70 | 68 | 70 |
| 3 Drivers and passengers of mopeds | 366 | 372 | 337 | 349 | 16 785 | 16 258 | 14 859 | 14 252 |
| 31 - of which: 0 to 9 years | 1 | - | - | - | 26 | 28 | 1 | 1 |
| 32 10 to 14 years | 21 | 27 | 16 | 21 | 1 234 | 1 185 | 929 | 872 |
| 33 15 to 17 years | 121 | 123 | 109 | 110 | 6 998 | 6 584 | 6 063 | 5 639 |
| 34 18 to 20 years | 56 | 65 | 50 | 62 | 3 214 | 3 295 | 2 873 | 2 898 |
| 35 21 to 24 years | 20 | 27 | 19 | 26 | 1 532 | 1 517 | 1 398 | 1 394 |
| 36 25 to 64 years | 122 | 96 | 118 | 96 | 3 344 | 3 222 | 3 185 | 3 050 |
| 37 65 years and over | 17 | 30 | 17 | 30 | 211 | 186 | 206 | 186 |
| 38 Unknown | 8 | 4 | 8 | 4 | 226 | 241 | 204 | 212 |
| 4 Drivers and passengers of motorcycles | 973 | 813 | 899 | 765 | 17 545 | 15 816 | 15 721 | 14 120 |
| 41 - of which: 0 to 9 years | 1 | - | - | - | 32 | 29 | - | 1 |
| 42 10 to 14 years | 3 | 2 | 1 | 1 | 82 | 107 | 10 | 14 |
| 43 15 to 17 years | 28 | 23 | 23 | 17 | 519 | 428 | 380 | 306 |
| 44 18 to 20 years | 57 | 49 | 52 | 41 | 999 | 769 | 760 | 573 |
| 45 21 to 24 years | 154 | 131 | 140 | 124 | 2 656 | 2 380 | 2 273 | 2 064 |
| 46 25 to 64 years | 710 | 588 | 664 | 562 | 12 991 | 11 852 | 12 069 | 10 937 |
| 47 65 years and over | 7 | 5 | 7 | 5 | 108 | 100 | 104 | 97 |
| 48 Unknown | 13 | 15 | 12 | 15 | 158 | 151 | 125 | 128 |
| 5 Drivers and passengers of passenger cars | 4 602 | 3 481 | 3 297 | 2 493 | 78 158 | 60 680 | 51 249 | 39 585 |
| 51 - of which: 0 to 9 years | 93 | 76 | - | - | 2 761 | 2 144 | - | - |
| 52 10 to 14 years | 39 | 35 | - | 1 | 1 594 | 1 230 | 9 | 10 |
| 53 15 to 17 years | 113 | 86 | 11 | 9 | 2 409 | 1 845 | 119 | 116 |
| 54 18 to 20 years | 604 | 391 | 393 | 242 | 8 875 | 6 734 | 5 241 | 3 894 |
| 55 21 to 24 years | 594 | 483 | 450 | 367 | 10 739 | 8 315 | 7 368 | 5 698 |
| 56 25 to 64 years | 2 334 | 1 746 | 1 875 | 1 433 | 43 963 | 34 221 | 33 687 | 26 115 |
| 57 65 years and over | 779 | 612 | 530 | 408 | 6 632 | 5 206 | 4 195 | 3 244 |
| 58 Unknown | 46 | 52 | 38 | 33 | 1 185 | 985 | 630 | 508 |
| 6 Drivers and passengers of motor coaches, buses, trolleybuses and tramcars | 10 | 44 | 1 | 3 | 905 | 872 | 122 | 97 |
| 7 Drivers and passengers of goods road vehicles | 201 | 182 | 166 | 152 | 3 272 | 2 789 | 2 438 | 2 044 |
| 8 Other drivers and passengers | 60 | 57 | 50 | 48 | 531 | 458 | 351 | 333 |

3. Persons killed or injured in road traffic accidents by category of user and age group

3. Personnes tuées ou blessées dans les accidents de la circulation routière selon la catégorie d'usager de la route et le groupe d'âge

3. Число погибших или раненых в дорожно-транспортных происшествиях по категориям пользователей дорог и группам возраста

Unit : number - Unité : nombre - Единица: число

| Description Description Описание | Killed - tuées - погибших | | | | Injured - blessées - раненых | | | |
|--|---------------------------|------|--------------------|------|------------------------------|------|--------------------|------|
| | Total | | Of which: drivers | | Total | | Of which: drivers | |
| | Total | | Dont: conducteurs | | Total | | Dont: conducteurs | |
| | Всего | | Погибшие: водители | | Всего | | Погибшие: водители | |
| | 2002 | 2003 | 2002 | 2003 | 2002 | 2003 | 2002 | 2003 |

Georgia - Géorgie - Грузия

| | | | | | | | | | |
|----------|--|------------|------------|------------|------------|--------------|--------------|------------|------------|
| 0 | Total (1+2+3+4+5+6+7+8) | 515 | 572 | 153 | 164 | 2 509 | 2 585 | 690 | 712 |
| 01 | - of which: 0 to 9 years | 6 | 7 | ... | - | 59 | 37 | ... | - |
| 02 | 10 to 14 years | 13 | 20 | ... | - | 147 | 135 | ... | - |
| 03 | 15 to 17 years | (a) | (a) | ... | - | (a) | (a) | ... | - |
| 04 | 18 to 20 years | 90 | 51 | ... | 38 | 660 | 539 | ... | 169 |
| 05 | 21 to 24 years | (a) | 50 | ... | 42 | (a) | 609 | ... | 350 |
| 06 | 25 to 64 years | 339 | 349 | ... | 79 | 1 426 | 1 027 | ... | 174 |
| 07 | 65 years and over | 67 | 95 | ... | 5 | 217 | 238 | ... | 19 |
| 08 | Unknown | ... | ... | ... | - | ... | ... | ... | - |
| 1 | Pedestrians | 218 | 183 | | | 841 | 1 181 | | |
| 11 | - of which: 0 to 9 years | 4 | 5 | | | 25 | 61 | | |
| 12 | 10 to 14 years | 12 | 14 | | | 79 | 73 | | |
| 13 | 15 to 17 years | - | 38 | | | - | 63 | | |
| 14 | 18 to 20 years | 24 | 51 | | | 155 | 341 | | |
| 15 | 21 to 24 years | - | 45 | | | - | 382 | | |
| 16 | 25 to 64 years | 131 | 21 | | | 463 | 212 | | |
| 17 | 65 years and over | 47 | 9 | | | 119 | 49 | | |
| 18 | Unknown | - | - | | | - | - | | |
| 2 | Drivers and passengers of cycles | ... | ... | ... | ... | - | ... | ... | ... |
| 21 | - of which: 0 to 9 years | ... | ... | ... | ... | ... | ... | ... | ... |
| 22 | 10 to 14 years | ... | ... | ... | ... | ... | ... | ... | ... |
| 23 | 15 to 17 years | ... | ... | ... | ... | ... | ... | ... | ... |
| 24 | 18 to 20 years | ... | ... | ... | ... | ... | ... | ... | ... |
| 25 | 21 to 24 years | ... | ... | ... | ... | ... | ... | ... | ... |
| 26 | 25 to 64 years | ... | ... | ... | ... | ... | ... | ... | ... |
| 27 | 65 years and over | ... | ... | ... | ... | ... | ... | ... | ... |
| 28 | Unknown | ... | ... | ... | ... | ... | ... | ... | ... |
| 3 | Drivers and passengers of mopeds | ... | ... | ... | ... | ... | ... | ... | ... |
| 31 | - of which: 0 to 9 years | ... | ... | ... | ... | ... | ... | ... | ... |
| 32 | 10 to 14 years | ... | ... | ... | ... | ... | ... | ... | ... |
| 33 | 15 to 17 years | ... | ... | ... | ... | ... | ... | ... | ... |
| 34 | 18 to 20 years | ... | ... | ... | ... | ... | ... | ... | ... |
| 35 | 21 to 24 years | ... | ... | ... | ... | ... | ... | ... | ... |
| 36 | 25 to 64 years | ... | ... | ... | ... | ... | ... | ... | ... |
| 37 | 65 years and over | ... | ... | ... | ... | ... | ... | ... | ... |
| 38 | Unknown | ... | ... | ... | ... | ... | ... | ... | ... |
| 4 | Drivers and passengers of motorcycles | ... | ... | ... | ... | ... | ... | ... | ... |
| 41 | - of which: 0 to 9 years | ... | ... | ... | ... | ... | ... | ... | ... |
| 42 | 10 to 14 years | ... | ... | ... | ... | ... | ... | ... | ... |
| 43 | 15 to 17 years | ... | ... | ... | ... | ... | ... | ... | ... |
| 44 | 18 to 20 years | ... | ... | ... | ... | ... | ... | ... | ... |
| 45 | 21 to 24 years | ... | ... | ... | ... | ... | ... | ... | ... |
| 46 | 25 to 64 years | ... | ... | ... | ... | ... | ... | ... | ... |
| 47 | 65 years and over | ... | ... | ... | ... | ... | ... | ... | ... |
| 48 | Unknown | ... | ... | ... | ... | ... | ... | ... | ... |
| 5 | Drivers and passengers of passenger cars | ... | ... | ... | ... | ... | ... | ... | ... |
| 51 | - of which: 0 to 9 years | ... | ... | ... | ... | ... | ... | ... | ... |
| 52 | 10 to 14 years | ... | ... | ... | ... | ... | ... | ... | ... |
| 53 | 15 to 17 years | ... | ... | ... | ... | ... | ... | ... | ... |
| 54 | 18 to 20 years | ... | ... | ... | ... | ... | ... | ... | ... |
| 55 | 21 to 24 years | ... | ... | ... | ... | ... | ... | ... | ... |
| 56 | 25 to 64 years | ... | ... | ... | ... | ... | ... | ... | ... |
| 57 | 65 years and over | ... | ... | ... | ... | ... | ... | ... | ... |
| 58 | Unknown | ... | ... | ... | ... | ... | ... | ... | ... |
| 6 | Drivers and passengers of motor coaches, buses, trolleybuses and tramcars | ... | ... | ... | ... | ... | ... | ... | ... |
| 7 | Drivers and passengers of goods road vehicles | ... | ... | ... | ... | ... | ... | ... | ... |
| 8 | Other drivers and passengers | ... | ... | ... | ... | ... | ... | ... | ... |

(a) Included under previous item.

(a) Compris sous la rubrique précédente.

(a) Включены в предыдущий показатель.

3. Persons killed or injured in road traffic accidents by category of user and age group

3. Personnes tuées ou blessées dans les accidents de la circulation routière selon la catégorie d'usager de la route et le groupe d'âge

3. Число погибших или раненых в дорожно-транспортных происшествиях по категориям пользователей дорог и группам возраста

Unit : number - Unité : nombre - Единица: число

| Description Description Описание | Killed - tuées - погибших | | | | Injured - blessées - раненых | | | |
|--|---------------------------|------|--------------------|------|------------------------------|------|--------------------|------|
| | Total | | Of which: drivers | | Total | | Of which: drivers | |
| | Total | | Dont: conducteurs | | Total | | Dont: conducteurs | |
| | Всего | | Погибшие: водители | | Всего | | Погибшие: водители | |
| | 2002 | 2003 | 2002 | 2003 | 2002 | 2003 | 2002 | 2003 |

Germany - Allemagne - Германия

| | | | | | | | | | |
|----------|--|--------------|--------------|--------------|--------------|----------------|----------------|----------------|----------------|
| 0 | Total (1+2+3+4+5+6+7+8) | 6 842 | 6 613 | 4 717 | 4 643 | 476 413 | 462 170 | 330 799 | 325 515 |
| 01 | - of which: 0 to 9 years | 110 | 108 | 14 | 16 | 19 466 | 18 783 | 3 276 | 3 387 |
| 02 | 10 to 14 years | 106 | 100 | 28 | 33 | 21 581 | 21 260 | 10 085 | 10 320 |
| 03 | 15 to 17 years | 318 | 316 | 140 | 124 | 30 923 | 30 442 | 17 246 | 17 722 |
| 04 | 18 to 20 years | 776 | 720 | 534 | 513 | 51 562 | 48 915 | 36 171 | 34 518 |
| 05 | 21 to 24 years | 774 | 672 | 578 | 523 | 50 777 | 47 668 | 37 312 | 35 371 |
| 06 | 25 to 64 years | 3 522 | 3 367 | 2 786 | 2 709 | 264 097 | 255 742 | 204 573 | 200 445 |
| 07 | 65 years and over | 1 236 | 1 329 | 637 | 725 | 37 467 | 38 807 | 21 739 | 23 317 |
| 08 | Unknown | - | 1 | - | - | 540 | 553 | 397 | 435 |
| 1 | Pedestrians | 873 | 812 | | | 36 343 | 35 015 | | |
| 11 | - of which: 0 to 9 years | 33 | 33 | | | 6 483 | 6 234 | | |
| 12 | 10 to 14 years | 30 | 17 | | | 4 564 | 4 341 | | |
| 13 | 15 to 17 years | 22 | 28 | | | 2 054 | 1 921 | | |
| 14 | 18 to 20 years | 32 | 28 | | | 1 700 | 1 605 | | |
| 15 | 21 to 24 years | 35 | 22 | | | 1 721 | 1 687 | | |
| 16 | 25 to 64 years | 336 | 292 | | | 13 452 | 12 904 | | |
| 17 | 65 years and over | 385 | 392 | | | 6 232 | 6 209 | | |
| 18 | Unknown | - | - | | | 137 | 114 | | |
| 2 | Drivers and passengers of cycles | 583 | 616 | 581 | 615 | 70 173 | 75 659 | 69 706 | 75 092 |
| 21 | - of which: 0 to 9 years | 14 | 16 | 13 | 16 | 3 489 | 3 680 | 3 229 | 3 343 |
| 22 | 10 to 14 years | 28 | 31 | 27 | 31 | 10 026 | 10 273 | 9 911 | 10 136 |
| 23 | 15 to 17 years | 24 | 23 | 24 | 23 | 5 593 | 6 029 | 5 561 | 5 982 |
| 24 | 18 to 20 years | 12 | 14 | 12 | 14 | 3 184 | 3 322 | 3 170 | 3 307 |
| 25 | 21 to 24 years | 10 | 12 | 10 | 12 | 3 771 | 4 226 | 3 761 | 4 215 |
| 26 | 25 to 64 years | 260 | 244 | 260 | 244 | 35 267 | 38 349 | 35 243 | 38 331 |
| 27 | 65 years and over | 235 | 275 | 235 | 275 | 8 620 | 9 523 | 8 618 | 9 521 |
| 28 | Unknown | - | 1 | - | - | 213 | 257 | 213 | 257 |
| 3 | Drivers and passengers of mopeds | 131 | 134 | 126 | 129 | 17 871 | 18 204 | 16 516 | 16 745 |
| 31 | - of which: 0 to 9 years | - | - | - | - | 39 | 43 | 3 | 1 |
| 32 | 10 to 14 years | - | 2 | - | 1 | 301 | 293 | 80 | 80 |
| 33 | 15 to 17 years | 36 | 31 | 34 | 30 | 6 624 | 6 974 | 5 888 | 6 201 |
| 34 | 18 to 20 years | 5 | 7 | 3 | 7 | 1 661 | 1 746 | 1 494 | 1 547 |
| 35 | 21 to 24 years | 2 | 4 | 2 | 3 | 1 014 | 970 | 945 | 895 |
| 36 | 25 to 64 years | 57 | 53 | 56 | 53 | 7 296 | 7 158 | 7 187 | 7 008 |
| 37 | 65 years and over | 31 | 37 | 31 | 35 | 928 | 1 001 | 911 | 994 |
| 38 | Unknown | - | - | - | - | 8 | 19 | 8 | 19 |
| 4 | Drivers and passengers of motorcycles | 913 | 946 | 874 | 904 | 37 366 | 38 339 | 34 045 | 34 984 |
| 41 | - of which: 0 to 9 years | - | - | - | - | 76 | 77 | - | 1 |
| 42 | 10 to 14 years | 2 | 5 | 1 | 1 | 324 | 290 | 26 | 23 |
| 43 | 15 to 17 years | 73 | 63 | 65 | 56 | 6 287 | 6 002 | 5 339 | 5 050 |
| 44 | 18 to 20 years | 47 | 56 | 44 | 53 | 3 097 | 3 025 | 2 707 | 2 648 |
| 45 | 21 to 24 years | 107 | 98 | 103 | 94 | 3 202 | 3 229 | 2 888 | 2 933 |
| 46 | 25 to 64 years | 658 | 706 | 635 | 682 | 23 691 | 24 903 | 22 424 | 23 551 |
| 47 | 65 years and over | 26 | 18 | 26 | 18 | 662 | 790 | 634 | 755 |
| 48 | Unknown | - | - | - | - | 27 | 23 | 27 | 23 |
| 5 | Drivers and passengers of passenger cars | 4 005 | 3 774 | 2 882 | 2 746 | 291 977 | 272 965 | 197 369 | 185 818 |
| 51 | - of which: 0 to 9 years | 60 | 55 | 1 | - | 8 676 | 8 043 | 16 | 12 |
| 52 | 10 to 14 years | 44 | 38 | - | - | 5 740 | 5 337 | 38 | 47 |
| 53 | 15 to 17 years | 161 | 164 | 16 | 14 | 9 782 | 8 986 | 401 | 421 |
| 54 | 18 to 20 years | 666 | 609 | 465 | 435 | 40 775 | 38 256 | 28 226 | 26 515 |
| 55 | 21 to 24 years | 595 | 524 | 450 | 407 | 39 071 | 35 839 | 28 469 | 26 230 |
| 56 | 25 to 64 years | 1 966 | 1 820 | 1 633 | 1 523 | 168 818 | 157 343 | 128 990 | 120 974 |
| 57 | 65 years and over | 513 | 564 | 317 | 367 | 18 980 | 19 052 | 11 094 | 11 511 |
| 58 | Unknown | - | - | - | - | 135 | 109 | 135 | 108 |
| 6 | Drivers and passengers of motor coaches, buses, trolleybuses and tramcars | 14 | 17 | 2 | 4 | 5 634 | 5 574 | 651 | 597 |
| 7 | Drivers and passengers of goods road vehicles | 244 | 236 | 207 | 200 | 13 295 | 12 811 | 10 588 | 10 365 |
| 8 | Other drivers and passengers | 79 | 78 | 45 | 45 | 3 764 | 3 603 | 1 924 | 1 914 |

3. Persons killed or injured in road traffic accidents by category of user and age group

3. Personnes tuées ou blessées dans les accidents de la circulation routière selon la catégorie d'usager de la route et le groupe d'âge

3. Число погибших или раненых в дорожно-транспортных происшествиях по категориям пользователей дорог и группам возраста

Unit : number - Unité : nombre - Единица: число

| Description Description Описание | Killed - tuées - погибших | | | | Injured - blessées - раненых | | | |
|--|---------------------------|--------------|--------------------|--------------|------------------------------|---------------|--------------------|---------------|
| | Total | | Of which: drivers | | Total | | Of which: drivers | |
| | Total | | Dont: conducteurs | | Total | | Dont: conducteurs | |
| | Всего | | Погибшие: водители | | Всего | | Погибшие: водители | |
| | 2002 | 2003 | 2002 | 2003 | 2002 | 2003 | 2002 | 2003 |
| Greece - Grèce - Греция | | | | | | | | |
| 0 Total (1+2+3+4+5+6+7+8) | 1 634 | 1 605 | 979 | 1 010 | 22 459 | 20 737 | 13 478 | 12 457 |
| 01 - of which: 0 to 9 years | 34 | 29 | - | - | 569 | 465 | 22 | 15 |
| 02 10 to 14 years | 13 | 16 | 1 | 3 | 419 | 353 | 61 | 62 |
| 03 15 to 17 years | 47 | 82 | 20 | 31 | 792 | 710 | 379 | 312 |
| 04 18 to 20 years | 104 | 119 | 60 | 76 | 1 889 | 1 647 | 1 100 | 984 |
| 05 21 to 24 years | 179 | 177 | 128 | 126 | 3 215 | 3 003 | 2 142 | 2 028 |
| 06 25 to 64 years | 898 | 840 | 638 | 638 | 12 858 | 11 697 | 8 810 | 8 022 |
| 07 65 years and over | 340 | 322 | 127 | 126 | 2 230 | 2 176 | 739 | 710 |
| 08 Unknown | 19 | 20 | 5 | 10 | 487 | 686 | 225 | 324 |
| 1 Pedestrians | 279 | 257 | | | 2 876 | 2 847 | | |
| 11 - of which: 0 to 9 years | 12 | 6 | | | 219 | 177 | | |
| 12 10 to 14 years | 4 | 3 | | | 128 | 119 | | |
| 13 15 to 17 years | 5 | 6 | | | 73 | 67 | | |
| 14 18 to 20 years | 4 | 5 | | | 87 | 97 | | |
| 15 21 to 24 years | 8 | 4 | | | 126 | 124 | | |
| 16 25 to 64 years | 86 | 77 | | | 1 154 | 1 141 | | |
| 17 65 years and over | 152 | 148 | | | 986 | 962 | | |
| 18 Unknown | 8 | 8 | | | 103 | 160 | | |
| 2 Drivers and passengers of cycles | 14 | 21 | 14 | 20 | 199 | 172 | 195 | 172 |
| 21 - of which: 0 to 9 years | - | - | - | - | 23 | 15 | 22 | 15 |
| 22 10 to 14 years | 1 | 3 | 1 | 3 | 41 | 45 | 38 | 45 |
| 23 15 to 17 years | - | - | - | - | 10 | 15 | 10 | 15 |
| 24 18 to 20 years | - | - | - | - | 17 | 9 | 17 | 9 |
| 25 21 to 24 years | 1 | 1 | 1 | 1 | 13 | 5 | 13 | 5 |
| 26 25 to 64 years | 7 | 12 | 7 | 11 | 63 | 61 | 63 | 61 |
| 27 65 years and over | 5 | 5 | 5 | 5 | 29 | 20 | 29 | 20 |
| 28 Unknown | - | - | - | - | 3 | 2 | 3 | 2 |
| 3 Drivers and passengers of mopeds | 55 | 53 | 50 | 50 | 844 | 788 | 711 | 663 |
| 31 - of which: 0 to 9 years | - | - | - | - | 6 | 4 | - | - |
| 32 10 to 14 years | - | - | - | - | 12 | 6 | 7 | 3 |
| 33 15 to 17 years | 4 | 5 | 2 | 4 | 104 | 69 | 71 | 53 |
| 34 18 to 20 years | 8 | 6 | 7 | 6 | 139 | 132 | 117 | 110 |
| 35 21 to 24 years | 7 | 3 | 6 | 3 | 121 | 114 | 98 | 87 |
| 36 25 to 64 years | 27 | 25 | 27 | 23 | 387 | 384 | 345 | 337 |
| 37 65 years and over | 9 | 12 | 8 | 12 | 69 | 62 | 67 | 60 |
| 38 Unknown | - | 2 | - | 2 | 6 | 17 | 6 | 13 |
| 4 Drivers and passengers of motorcycles | 343 | 311 | 301 | 282 | 7 605 | 7 042 | 6 402 | 5 996 |
| 41 - of which: 0 to 9 years | - | - | - | - | 27 | 20 | - | - |
| 42 10 to 14 years | - | - | - | - | 39 | 31 | 13 | 13 |
| 43 15 to 17 years | 21 | 32 | 14 | 22 | 398 | 308 | 278 | 218 |
| 44 18 to 20 years | 44 | 39 | 34 | 34 | 921 | 782 | 697 | 602 |
| 45 21 to 24 years | 54 | 53 | 49 | 51 | 1 538 | 1 408 | 1 243 | 1 164 |
| 46 25 to 64 years | 197 | 168 | 179 | 157 | 4 355 | 4 116 | 3 896 | 3 678 |
| 47 65 years and over | 25 | 14 | 24 | 14 | 143 | 128 | 135 | 121 |
| 48 Unknown | 2 | 5 | 1 | 4 | 184 | 249 | 140 | 200 |
| 5 Drivers and passengers of passenger cars | 779 | 751 | 497 | 519 | 9 298 | 8 472 | 5 300 | 4 906 |
| 51 - of which: 0 to 9 years | 21 | 17 | - | - | 251 | 224 | - | - |
| 52 10 to 14 years | 7 | 8 | - | - | 171 | 126 | 2 | - |
| 53 15 to 17 years | 16 | 17 | 4 | 5 | 170 | 191 | 15 | 24 |
| 54 18 to 20 years | 42 | 63 | 15 | 36 | 660 | 573 | 242 | 242 |
| 55 21 to 24 years | 101 | 104 | 68 | 65 | 1 302 | 1 226 | 723 | 716 |
| 56 25 to 64 years | 482 | 449 | 350 | 363 | 5 885 | 5 144 | 3 890 | 3 437 |
| 57 65 years and over | 101 | 89 | 56 | 47 | 712 | 751 | 363 | 383 |
| 58 Unknown | 9 | 4 | 4 | 3 | 147 | 237 | 65 | 104 |
| 6 Drivers and passengers of motor coaches, buses, trolleybuses and tramcars | 9 | 38 | 3 | 1 | 332 | 359 | 42 | 35 |
| 7 Drivers and passengers of goods road vehicles | 110 | 123 | 74 | 93 | 1 165 | 974 | 732 | 621 |
| 8 Other drivers and passengers | 45 | 51 | 40 | 45 | 140 | 83 | 96 | 64 |

3. Persons killed or injured in road traffic accidents by category of user and age group

3. Personnes tuées ou blessées dans les accidents de la circulation routière selon la catégorie d'usager de la route et le groupe d'âge

3. Число погибших или раненых в дорожно-транспортных происшествиях по категориям пользователей дорог и группам возраста

Unit : number - Unité : nombre - Единица: число

| Description Description Описание | Killed - tuées - погибших | | | | Injured - blessées - раненых | | | |
|--|---------------------------|------|--------------------|------|------------------------------|------|--------------------|------|
| | Total | | Of which: drivers | | Total | | Of which: drivers | |
| | Total | | Dont: conducteurs | | Total | | Dont: conducteurs | |
| | Всего | | Погибшие: водители | | Всего | | Погибшие: водители | |
| | 2002 | 2003 | 2002 | 2003 | 2002 | 2003 | 2002 | 2003 |

Hungary - Hongrie - Венгрия

| | | | | | | | | | |
|----------|--|--------------|--------------|------------|------------|---------------|---------------|---------------|---------------|
| 0 | Total (1+2+3+4+5+6+7+8) | 1 429 | 1 326 | 757 | 693 | 25 978 | 26 627 | 13 365 | 13 898 |
| 01 | - of which: 0 to 9 years | 35 | 17 | 3 | 3 | 1 215 | 1 196 | 149 | 127 |
| 02 | 10 to 14 years | 13 | 16 | 7 | 5 | 1 202 | 1 208 | 364 | 362 |
| 03 | 15 to 17 years | 25 | 32 | 3 | 8 | 1 167 | 1 193 | 404 | 451 |
| 04 | 18 to 20 years | 51 | 52 | 17 | 22 | 1 785 | 1 756 | 773 | 764 |
| 05 | 21 to 24 years | 118 | 77 | 68 | 40 | 3 130 | 2 932 | 1 653 | 1 614 |
| 06 | 25 to 64 years | 938 | 878 | 566 | 503 | 15 206 | 15 946 | 9 053 | 9 574 |
| 07 | 65 years and over | 231 | 232 | 89 | 104 | 2 226 | 2 335 | 960 | 993 |
| 08 | Unknown | 18 | 22 | 4 | 8 | 47 | 61 | 9 | 13 |
| 1 | Pedestrians | 378 | 299 | | | 3 910 | 3 692 | | |
| 11 | - of which: 0 to 9 years | 18 | 4 | | | 383 | 327 | | |
| 12 | 10 to 14 years | - | 5 | | | 375 | 351 | | |
| 13 | 15 to 17 years | 6 | 2 | | | 223 | 187 | | |
| 14 | 18 to 20 years | 6 | 3 | | | 170 | 143 | | |
| 15 | 21 to 24 years | 15 | 7 | | | 204 | 174 | | |
| 16 | 25 to 64 years | 204 | 179 | | | 1 804 | 1 710 | | |
| 17 | 65 years and over | 117 | 89 | | | 739 | 785 | | |
| 18 | Unknown | 12 | 10 | | | 12 | 15 | | |
| 2 | Drivers and passengers of cycles | 182 | 178 | 178 | 178 | 2 772 | 2 745 | 2 718 | 2 691 |
| 21 | - of which: 0 to 9 years | 4 | 2 | 2 | 2 | 167 | 148 | 131 | 114 |
| 22 | 10 to 14 years | 5 | 4 | 5 | 4 | 297 | 305 | 290 | 296 |
| 23 | 15 to 17 years | 1 | 1 | 1 | 1 | 133 | 160 | 131 | 156 |
| 24 | 18 to 20 years | 2 | 2 | 2 | 2 | 83 | 82 | 82 | 82 |
| 25 | 21 to 24 years | 3 | 5 | 3 | 5 | 125 | 126 | 123 | 122 |
| 26 | 25 to 64 years | 121 | 105 | 119 | 105 | 1 522 | 1 457 | 1 516 | 1 455 |
| 27 | 65 years and over | 44 | 54 | 44 | 54 | 441 | 465 | 441 | 464 |
| 28 | Unknown | 2 | 5 | 2 | 5 | 4 | 2 | 4 | 2 |
| 3 | Drivers and passengers of mopeds | 41 | 36 | 40 | 34 | 1 098 | 1 171 | 1 060 | 1 122 |
| 31 | - of which: 0 to 9 years | - | - | - | - | 5 | 5 | 1 | 2 |
| 32 | 10 to 14 years | 1 | 1 | 1 | 1 | 43 | 32 | 39 | 27 |
| 33 | 15 to 17 years | - | 4 | - | 3 | 133 | 154 | 125 | 140 |
| 34 | 18 to 20 years | 2 | 1 | 2 | 1 | 104 | 126 | 95 | 118 |
| 35 | 21 to 24 years | 4 | 3 | 3 | 3 | 130 | 139 | 123 | 135 |
| 36 | 25 to 64 years | 21 | 19 | 21 | 18 | 592 | 612 | 586 | 599 |
| 37 | 65 years and over | 13 | 7 | 13 | 7 | 91 | 101 | 91 | 101 |
| 38 | Unknown | - | 1 | - | 1 | - | - | - | - |
| 4 | Drivers and passengers of motorcycles | 52 | 66 | 48 | 56 | 916 | 976 | 771 | 804 |
| 41 | - of which: 0 to 9 years | - | - | - | - | 3 | 5 | 1 | 1 |
| 42 | 10 to 14 years | - | - | - | - | 11 | 10 | 6 | 3 |
| 43 | 15 to 17 years | 1 | 3 | 1 | 1 | 55 | 62 | 45 | 45 |
| 44 | 18 to 20 years | 4 | 5 | 4 | 3 | 94 | 98 | 68 | 73 |
| 45 | 21 to 24 years | 14 | 7 | 12 | 5 | 170 | 203 | 132 | 157 |
| 46 | 25 to 64 years | 30 | 50 | 28 | 46 | 565 | 583 | 503 | 510 |
| 47 | 65 years and over | 3 | 1 | 3 | 1 | 18 | 15 | 16 | 13 |
| 48 | Unknown | - | - | - | - | - | 2 | - | 2 |
| 5 | Drivers and passengers of passenger cars | 618 | 640 | 397 | 375 | 14 829 | 15 693 | 7 695 | 8 147 |
| 51 | - of which: 0 to 9 years | 11 | 11 | - | 1 | 601 | 638 | 10 | 7 |
| 52 | 10 to 14 years | 6 | 5 | 1 | - | 402 | 464 | 26 | 32 |
| 53 | 15 to 17 years | 16 | 21 | 1 | 3 | 565 | 574 | 98 | 99 |
| 54 | 18 to 20 years | 33 | 40 | 8 | 16 | 1 232 | 1 185 | 498 | 461 |
| 55 | 21 to 24 years | 72 | 48 | 45 | 24 | 2 240 | 2 099 | 1 157 | 1 106 |
| 56 | 25 to 64 years | 436 | 440 | 319 | 288 | 9 029 | 9 912 | 5 548 | 6 072 |
| 57 | 65 years and over | 42 | 69 | 22 | 41 | 740 | 788 | 355 | 363 |
| 58 | Unknown | 2 | 6 | 1 | 2 | 20 | 33 | 3 | 7 |
| 6 | Drivers and passengers of motor coaches, buses, trolleybuses and tramcars | 33 | 39 | 6 | 3 | 482 | 512 | 41 | 57 |
| 7 | Drivers and passengers of goods road vehicles | 107 | 55 | 77 | 39 | 1 607 | 1 512 | 911 | 933 |
| 8 | Other drivers and passengers | 18 | 13 | 11 | 8 | 364 | 326 | 169 | 144 |

3. Persons killed or injured in road traffic accidents by category of user and age group

3. Personnes tuées ou blessées dans les accidents de la circulation routière selon la catégorie d'usager de la route et le groupe d'âge

3. Число погибших или раненых в дорожно-транспортных происшествиях по категориям пользователей дорог и группам возраста

Unit : number - Unité : nombre - Единица: число

| Description Description Описание | Killed - tuées - погибших | | | | Injured - blessées - раненых | | | |
|--|---------------------------|------|--------------------|------|------------------------------|------|--------------------|------|
| | Total | | Of which: drivers | | Total | | Of which: drivers | |
| | Total | | Dont: conducteurs | | Total | | Dont: conducteurs | |
| | Всего | | Погибшие: водители | | Всего | | Погибшие: водители | |
| | 2002 | 2003 | 2002 | 2003 | 2002 | 2003 | 2002 | 2003 |

Iceland - Islande - Исландия

| | | | | | | | | | |
|----------|--|-----------|-----------|-----------|-----------|--------------|--------------|------------|------------|
| 0 | Total (1+2+3+4+5+6+7+8) | 29 | 23 | 12 | 11 | 1 485 | 1 221 | 828 | 712 |
| 01 | - of which: 0 to 9 years | 4 | 1 | - | - | 99 | 80 | 5 | 20 |
| 02 | 10 to 14 years | 1 | 1 | - | - | 68 | 61 | 5 | 13 |
| 03 | 15 to 17 years | - | 1 | - | - | 214 | 120 | 87 | 57 |
| 04 | 18 to 20 years | 1 | 2 | 1 | 1 | 216 | 177 | 132 | 102 |
| 05 | 21 to 24 years | 3 | 3 | 2 | 1 | 146 | 130 | 93 | 77 |
| 06 | 25 to 64 years | 14 | 8 | 7 | 6 | 616 | 547 | 421 | 387 |
| 07 | 65 years and over | 6 | 7 | 2 | 3 | 122 | 95 | 82 | 53 |
| 08 | Unknown | - | - | - | - | 4 | 11 | 3 | 4 |
| 1 | Pedestrians | 1 | 3 | | | 114 | 82 | | |
| 11 | - of which: 0 to 9 years | 1 | - | | | 26 | 18 | | |
| 12 | 10 to 14 years | - | - | | | 21 | 16 | | |
| 13 | 15 to 17 years | - | - | | | 10 | 7 | | |
| 14 | 18 to 20 years | - | - | | | 6 | 6 | | |
| 15 | 21 to 24 years | - | - | | | 5 | 7 | | |
| 16 | 25 to 64 years | - | 1 | | | 36 | 21 | | |
| 17 | 65 years and over | - | 2 | | | 10 | 7 | | |
| 18 | Unknown | - | - | | | - | - | | |
| 2 | Drivers and passengers of cycles | - | - | - | - | 44 | 58 | 24 | 57 |
| 21 | - of which: 0 to 9 years | - | - | - | - | 10 | 20 | 5 | 19 |
| 22 | 10 to 14 years | - | - | - | - | 9 | 13 | 3 | 13 |
| 23 | 15 to 17 years | - | - | - | - | 4 | 4 | 3 | 4 |
| 24 | 18 to 20 years | - | - | - | - | 1 | 1 | 1 | 1 |
| 25 | 21 to 24 years | - | - | - | - | 1 | 2 | - | 2 |
| 26 | 25 to 64 years | - | - | - | - | 18 | 16 | 11 | 16 |
| 27 | 65 years and over | - | - | - | - | 1 | 2 | 1 | 2 |
| 28 | Unknown | - | - | - | - | - | - | - | - |
| 3 | Drivers and passengers of mopeds | - | - | - | - | 9 | 9 | 9 | 8 |
| 31 | - of which: 0 to 9 years | - | - | - | - | - | - | - | - |
| 32 | 10 to 14 years | - | - | - | - | 1 | - | 1 | - |
| 33 | 15 to 17 years | - | - | - | - | 6 | 8 | 6 | 7 |
| 34 | 18 to 20 years | - | - | - | - | - | - | - | - |
| 35 | 21 to 24 years | - | - | - | - | - | - | - | - |
| 36 | 25 to 64 years | - | - | - | - | 2 | 1 | 2 | 1 |
| 37 | 65 years and over | - | - | - | - | - | - | - | - |
| 38 | Unknown | - | - | - | - | - | - | - | - |
| 4 | Drivers and passengers of motorcycles | - | - | - | - | 24 | 16 | 24 | 16 |
| 41 | - of which: 0 to 9 years | - | - | - | - | - | - | - | - |
| 42 | 10 to 14 years | - | - | - | - | - | - | - | - |
| 43 | 15 to 17 years | - | - | - | - | - | - | - | - |
| 44 | 18 to 20 years | - | - | - | - | 3 | - | 3 | - |
| 45 | 21 to 24 years | - | - | - | - | 5 | 2 | 5 | 2 |
| 46 | 25 to 64 years | - | - | - | - | 16 | 14 | 16 | 14 |
| 47 | 65 years and over | - | - | - | - | - | - | - | - |
| 48 | Unknown | - | - | - | - | - | - | - | - |
| 5 | Drivers and passengers of passenger cars | 27 | 18 | 11 | 10 | 1 213 | 966 | 705 | 577 |
| 51 | - of which: 0 to 9 years | 3 | 1 | - | - | 63 | 41 | - | - |
| 52 | 10 to 14 years | 1 | 1 | - | - | 36 | 30 | 1 | - |
| 53 | 15 to 17 years | - | 1 | - | - | 193 | 99 | 77 | 46 |
| 54 | 18 to 20 years | 1 | 2 | 1 | 1 | 200 | 166 | 123 | 97 |
| 55 | 21 to 24 years | - | - | 2 | 1 | 130 | 103 | 83 | 60 |
| 56 | 25 to 64 years | 13 | 6 | 6 | 5 | 486 | 440 | 345 | 320 |
| 57 | 65 years and over | 6 | 5 | 2 | 3 | 101 | 76 | 73 | 50 |
| 58 | Unknown | - | - | - | - | 4 | 11 | 3 | 4 |
| 6 | Drivers and passengers of motor coaches, buses, trolleybuses and tramcars | - | - | - | - | 11 | 29 | 6 | 3 |
| 7 | Drivers and passengers of goods road vehicles | 1 | 2 | 1 | 1 | 64 | 60 | 56 | 50 |
| 8 | Other drivers and passengers | - | - | - | - | 6 | 1 | 4 | 1 |

3. Persons killed or injured in road traffic accidents by category of user and age group

3. Personnes tuées ou blessées dans les accidents de la circulation routière selon la catégorie d'usager de la route et le groupe d'âge

3. Число погибших или раненых в дорожно-транспортных происшествиях по категориям пользователей дорог и группам возраста

Unit : number - Unité : nombre - Единица: число

| Description Description Описание | Killed - tuées - погибших | | | | Injured - blessées - раненых | | | |
|--|---------------------------|------------|--------------------|------------|------------------------------|--------------|--------------------|--------------|
| | Total | | Of which: drivers | | Total | | Of which: drivers | |
| | Total | | Dont: conducteurs | | Total | | Dont: conducteurs | |
| | Всего | | Погибшие: водители | | Всего | | Погибшие: водители | |
| | 2002 | 2003 | 2002 | 2003 | 2002 | 2003 | 2002 | 2003 |
| Ireland - Irlande - Ирландия | | | | | | | | |
| 0 Total (1+2+3+4+5+6+7+8) | 376 | 335 | 208 | ... | 9 206 | 8 262 | 5 702 | ... |
| 01 - of which: 0 to 9 years | 11 | 12 | - | ... | 336 | 352 | 1 | ... |
| 02 10 to 14 years | 7 | 4 | - | ... | 279 | 250 | - | ... |
| 03 15 to 17 years | 19 | 12 | 6 | ... | 405 | 375 | 132 | ... |
| 04 18 to 20 years | 33 | 34 | 18 | ... | 791 | 712 | 421 | ... |
| 05 21 to 24 years | 46 | 48 | 27 | ... | 1 106 | 932 | 669 | ... |
| 06 25 to 64 years | 180 | 166 | 109 | ... | 4 741 | 4 328 | 3 356 | ... |
| 07 65 years and over | 60 | 53 | 23 | ... | 523 | 517 | 248 | ... |
| 08 Unknown | 20 | 6 | 25 | ... | 1 025 | 796 | 875 | ... |
| 1 Pedestrians | 86 | 64 | | | 1 108 | 1 051 | | |
| 11 - of which: 0 to 9 years | 5 | 6 | | | 130 | 148 | | |
| 12 10 to 14 years | 3 | 1 | | | 120 | 96 | | |
| 13 15 to 17 years | 3 | 1 | | | 56 | 59 | | |
| 14 18 to 20 years | 4 | 2 | | | 77 | 72 | | |
| 15 21 to 24 years | 4 | 3 | | | 88 | 77 | | |
| 16 25 to 64 years | 39 | 27 | | | 409 | 371 | | |
| 17 65 years and over | 25 | 22 | | | 108 | 131 | | |
| 18 Unknown | 3 | 2 | | | 120 | 97 | | |
| 2 Drivers and passengers of cycles | 18 | 11 | 17 | 11 | 279 | 296 | 279 | 296 |
| 21 - of which: 0 to 9 years | - | 1 | - | 1 | 17 | 20 | 17 | 20 |
| 22 10 to 14 years | 3 | 2 | 3 | 2 | 37 | 22 | 37 | 22 |
| 23 15 to 17 years | 1 | - | 1 | - | 16 | 17 | 16 | 17 |
| 24 18 to 20 years | - | - | - | - | 11 | 23 | 11 | 23 |
| 25 21 to 24 years | 2 | 1 | 2 | 1 | 34 | 30 | 34 | 30 |
| 26 25 to 64 years | 7 | 2 | 7 | 2 | 118 | 139 | 118 | 139 |
| 27 65 years and over | 3 | 4 | 3 | 4 | 13 | 10 | 13 | 10 |
| 28 Unknown | 2 | 1 | 1 | 1 | 33 | 35 | 33 | 35 |
| 3 Drivers and passengers of mopeds | - | ... | - | ... | - | ... | - | ... |
| 31 - of which: 0 to 9 years | - | ... | - | ... | - | ... | - | ... |
| 32 10 to 14 years | - | ... | - | ... | - | ... | - | ... |
| 33 15 to 17 years | - | ... | - | ... | - | ... | - | ... |
| 34 18 to 20 years | - | ... | - | ... | - | ... | - | ... |
| 35 21 to 24 years | - | ... | - | ... | - | ... | - | ... |
| 36 25 to 64 years | - | ... | - | ... | - | ... | - | ... |
| 37 65 years and over | - | ... | - | ... | - | ... | - | ... |
| 38 Unknown | - | ... | - | ... | - | ... | - | ... |
| 4 Drivers and passengers of motorcycles | 44 | 55 | 40 | ... | 987 | 785 | 901 | ... |
| 41 - of which: 0 to 9 years | - | - | - | ... | 1 | 1 | - | ... |
| 42 10 to 14 years | - | - | - | ... | 2 | 4 | - | ... |
| 43 15 to 17 years | 3 | 1 | 3 | ... | 108 | 74 | 90 | ... |
| 44 18 to 20 years | 7 | 5 | 5 | ... | 159 | 126 | 141 | ... |
| 45 21 to 24 years | 11 | 8 | 11 | ... | 172 | 125 | 153 | ... |
| 46 25 to 64 years | 23 | 41 | 21 | ... | 422 | 395 | 403 | ... |
| 47 65 years and over | - | - | - | ... | 6 | 7 | 6 | ... |
| 48 Unknown | - | - | - | ... | 117 | 53 | 108 | ... |
| 5 Drivers and passengers of passenger cars | 200 | 172 | 133 | 110 | 6 025 | 5 349 | 3 982 | 3 491 |
| 51 - of which: 0 to 9 years | 4 | 5 | - | - | 175 | 168 | 1 | - |
| 52 10 to 14 years | 1 | 1 | - | - | 104 | 111 | - | 3 |
| 53 15 to 17 years | 10 | 8 | 3 | - | 198 | 200 | 35 | 45 |
| 54 18 to 20 years | 21 | 22 | 13 | 11 | 486 | 434 | 251 | 217 |
| 55 21 to 24 years | 25 | 29 | 14 | 20 | 729 | 616 | 466 | 406 |
| 56 25 to 64 years | 97 | 82 | 76 | 62 | 3 305 | 2 946 | 2 564 | 2 261 |
| 57 65 years and over | 30 | 21 | 21 | 14 | 364 | 335 | 222 | 229 |
| 58 Unknown | 12 | 4 | 6 | 3 | 664 | 539 | 443 | 330 |
| 6 Drivers and passengers of motor coaches, buses, trolleybuses and tramcars | 1 | ... | 1 | ... | 60 | ... | 24 | ... |
| 7 Drivers and passengers of goods road vehicles | 20 | ... | 15 | ... | 546 | ... | 420 | ... |
| 8 Other drivers and passengers | 4 | ... | 3 | ... | 151 | ... | 96 | ... |

3. Persons killed or injured in road traffic accidents by category of user and age group

3. Personnes tuées ou blessées dans les accidents de la circulation routière selon la catégorie d'usager de la route et le groupe d'âge

3. Число погибших или раненых в дорожно-транспортных происшествиях по категориям пользователей дорог и группам возраста

Unit : number - Unité : nombre - Единица: число

| Description Description Описание | Killed - tuées - погибших | | | | Injured - blessées - раненых | | | |
|--|---------------------------|------------|--------------------|------------|------------------------------|---------------|--------------------|---------------|
| | Total | | Of which: drivers | | Total | | Of which: drivers | |
| | Total | | Dont: conducteurs | | Total | | Dont: conducteurs | |
| | Всего | | Погибшие: водители | | Всего | | Погибшие: водители | |
| | 2002 | 2003 | 2002 | 2003 | 2002 | 2003 | 2002 | 2003 |
| 0 Total (1+2+3+4+5+6+7+8) | 525 | 451 | 218 | 196 | 37 679 | 36 629 | 20 610 | 19 583 |
| 01 - of which: 0 to 9 years | 37 | 37 | - | 3 | 2 545 | 2 489 | 41 | 33 |
| 02 10 to 14 years | 10 | 11 | 4 | 2 | 1 230 | 1 274 | 77 | 68 |
| 03 15 to 17 years | 26 | 11 | 10 | 4 | 1 700 | 1 543 | 367 | 280 |
| 04 18 to 20 years | 49 | 42 | 18 | 15 | 4 879 | 4 392 | 2 484 | 2 111 |
| 05 21 to 24 years | 59 | 46 | 38 | 26 | 5 309 | 5 160 | 3 239 | 3 000 |
| 06 25 to 64 years | 240 | 222 | 134 | 132 | 20 117 | 19 861 | 13 658 | 13 336 |
| 07 65 years and over | 102 | 82 | 14 | 14 | 1 772 | 1 725 | 650 | 621 |
| 08 Unknown | 2 | - | - | - | 127 | 185 | 94 | 134 |
| 1 Pedestrians | 176 | 163 | | | 2 769 | 2 828 | | |
| 11 - of which: 0 to 9 years | 29 | 26 | | | 453 | 469 | | |
| 12 10 to 14 years | 3 | 7 | | | 237 | 245 | | |
| 13 15 to 17 years | 1 | 3 | | | 146 | 154 | | |
| 14 18 to 20 years | 7 | 9 | | | 127 | 151 | | |
| 15 21 to 24 years | 6 | 5 | | | 149 | 163 | | |
| 16 25 to 64 years | 62 | 53 | | | 1 019 | 1 017 | | |
| 17 65 years and over | 66 | 60 | | | 612 | 591 | | |
| 18 Unknown | 2 | - | | | 26 | 38 | | |
| 2 Drivers and passengers of cycles | 32 | 23 | 32 | 23 | 358 | 316 | 345 | 308 |
| 21 - of which: 0 to 9 years | - | 2 | - | 2 | 43 | 34 | 41 | 33 |
| 22 10 to 14 years | 4 | 2 | 4 | 2 | 74 | 67 | 72 | 64 |
| 23 15 to 17 years | 4 | - | 4 | - | 42 | 22 | 34 | 21 |
| 24 18 to 20 years | 1 | 1 | 1 | 1 | 12 | 8 | 11 | 7 |
| 25 21 to 24 years | 2 | - | 2 | - | 12 | 17 | 12 | 17 |
| 26 25 to 64 years | 16 | 13 | 16 | 13 | 135 | 124 | 135 | 122 |
| 27 65 years and over | 5 | 5 | 5 | 5 | 40 | 43 | 40 | 43 |
| 28 Unknown | - | - | - | - | - | 1 | - | 1 |
| 3 Drivers and passengers of mopeds | 8 | 7 | 6 | 7 | 1 116 | 947 | 1 042 | 884 |
| 31 - of which: 0 to 9 years | - | - | - | - | - | 2 | - | - |
| 32 10 to 14 years | - | - | - | - | 7 | 6 | 2 | 1 |
| 33 15 to 17 years | 3 | 2 | 3 | 2 | 200 | 136 | 185 | 127 |
| 34 18 to 20 years | 2 | 1 | 1 | 1 | 161 | 128 | 146 | 122 |
| 35 21 to 24 years | 3 | 1 | 2 | 1 | 209 | 180 | 193 | 164 |
| 36 25 to 64 years | - | 2 | - | 2 | 522 | 484 | 499 | 460 |
| 37 65 years and over | - | 1 | - | 1 | 14 | 7 | 14 | 6 |
| 38 Unknown | - | - | - | - | 3 | 4 | 3 | 4 |
| 4 Drivers and passengers of motorcycles | 33 | 33 | 33 | 31 | 1 574 | 1 479 | 1 451 | 1 342 |
| 41 - of which: 0 to 9 years | - | - | - | - | 1 | 2 | - | - |
| 42 10 to 14 years | - | - | - | - | 1 | 1 | - | - |
| 43 15 to 17 years | - | - | - | - | 9 | 14 | 5 | 6 |
| 44 18 to 20 years | 2 | - | 2 | - | 117 | 109 | 90 | 80 |
| 45 21 to 24 years | 8 | 8 | 8 | 7 | 411 | 396 | 369 | 358 |
| 46 25 to 64 years | 22 | 25 | 22 | 24 | 1 019 | 937 | 971 | 880 |
| 47 65 years and over | 1 | - | 1 | - | 11 | 12 | 11 | 12 |
| 48 Unknown | - | - | - | - | 5 | 8 | 5 | 6 |
| 5 Drivers and passengers of passenger cars | 206 | 163 | 108 | 98 | 25 816 | 24 952 | 14 701 | 14 054 |
| 51 - of which: 0 to 9 years | 6 | 6 | - | 1 | 1 654 | 1 616 | - | - |
| 52 10 to 14 years | 3 | 1 | - | - | 688 | 709 | 1 | - |
| 53 15 to 17 years | 12 | 2 | 1 | 1 | 1 058 | 902 | 119 | 107 |
| 54 18 to 20 years | 29 | 22 | 10 | 10 | 3 830 | 3 372 | 1 979 | 1 673 |
| 55 21 to 24 years | 32 | 25 | 21 | 13 | 3 795 | 3 654 | 2 297 | 2 087 |
| 56 25 to 64 years | 100 | 93 | 71 | 66 | 13 802 | 13 721 | 9 744 | 9 626 |
| 57 65 years and over | 24 | 14 | 5 | 7 | 951 | 914 | 530 | 503 |
| 58 Unknown | - | - | - | - | 38 | 64 | 31 | 58 |
| 6 Drivers and passengers of motor coaches, buses, trolleybuses and tramcars | 3 | 5 | 1 | 2 | 1 078 | 1 154 | 216 | 244 |
| 7 Drivers and passengers of goods road vehicles | 58 | 50 | 32 | 30 | 4 815 | 4 770 | 2 740 | 2 626 |
| 8 Other drivers and passengers | 9 | 7 | 6 | 5 | 153 | 183 | 115 | 125 |

3. Persons killed or injured in road traffic accidents by category of user and age group

3. Personnes tuées ou blessées dans les accidents de la circulation routière selon la catégorie d'usager de la route et le groupe d'âge

3. Число погибших или раненых в дорожно-транспортных происшествиях по категориям пользователей дорог и группам возраста

Unit : number - Unité : nombre - Единица: число

| Description Description Описание | Killed - tuées - погибших | | | | Injured - blessées - раненых | | | |
|--|---------------------------|--------------|--------------------|------------|------------------------------|---------------|--------------------|--------------|
| | Total | | Of which: drivers | | Total | | Of which: drivers | |
| | Total | | Dont: conducteurs | | Total | | Dont: conducteurs | |
| | Всего | | Погибшие: водители | | Всего | | Погибшие: водители | |
| | 2002 | 2003 | 2002 | 2003 | 2002 | 2003 | 2002 | 2003 |
| Kazakhstan - Kazakhstan - Казахстан | | | | | | | | |
| 0 Total (1+2+3+4+5+6+7+8) | 2 410 | 2 754 | 685 | 799 | 15 629 | 16 951 | 3 164 | 3 655 |
| 01 - of which: 0 to 9 years | 123 | 136 | 3 | 1 | 1 218 | 1 160 | 10 | 20 |
| 02 10 to 14 years | 66 | 94 | 12 | 5 | 977 | 1 117 | 57 | 64 |
| 03 15 to 17 years | 64 | 91 | 14 | 21 | 785 | 923 | 98 | 115 |
| 04 18 to 20 years | 187 | 236 | 51 | 64 | 1 464 | 1 652 | 308 | 326 |
| 05 21 to 24 years | 260 | 335 | 134 | 117 | 2 096 | 2 082 | 530 | 698 |
| 06 25 to 64 years | 1 493 | 1 682 | 547 | 566 | 8 335 | 9 320 | 2 073 | 2 347 |
| 07 65 years and over | 174 | 175 | 24 | 25 | 743 | 695 | 88 | 85 |
| 08 Unknown | 43 | 5 | - | - | 11 | 2 | - | - |
| 1 Pedestrians | 896 | 995 | | | 6 222 | 6 664 | | |
| 11 - of which: 0 to 9 years | 77 | 79 | | | 904 | 756 | | |
| 12 10 to 14 years | 31 | 48 | | | 689 | 660 | | |
| 13 15 to 17 years | 23 | 29 | | | 360 | 347 | | |
| 14 18 to 20 years | 58 | 74 | | | 503 | 535 | | |
| 15 21 to 24 years | 79 | 86 | | | 583 | 649 | | |
| 16 25 to 64 years | 522 | 582 | | | 2 776 | 3 357 | | |
| 17 65 years and over | 88 | 94 | | | 396 | 359 | | |
| 18 Unknown | 18 | 3 | | | 11 | 1 | | |
| 2 Drivers and passengers of cycles | 31 | 44 | 23 | 32 | 272 | 287 | 170 | 232 |
| 21 - of which: 0 to 9 years | 5 | 2 | 3 | 1 | 39 | 24 | 24 | 18 |
| 22 10 to 14 years | 7 | 7 | 6 | 3 | 62 | 27 | 52 | 47 |
| 23 15 to 17 years | 3 | 2 | 3 | 1 | 32 | 42 | 20 | 3 |
| 24 18 to 20 years | - | 3 | - | 8 | 21 | 24 | 11 | 24 |
| 25 21 to 24 years | 1 | 2 | 1 | 2 | 21 | 15 | 11 | 12 |
| 26 25 to 64 years | 13 | 27 | 8 | 16 | 85 | 137 | 45 | 120 |
| 27 65 years and over | 2 | 1 | 2 | 1 | 11 | 18 | 7 | 8 |
| 28 Unknown | - | - | - | - | 1 | - | - | - |
| 3 Drivers and passengers of mopeds | 6 | 3 | 5 | 2 | 15 | 27 | 12 | 18 |
| 31 - of which: 0 to 9 years | - | - | - | - | - | 1 | - | - |
| 32 10 to 14 years | 1 | - | 1 | - | 3 | 7 | 3 | 2 |
| 33 15 to 17 years | 1 | - | 1 | - | 2 | 4 | 2 | 3 |
| 34 18 to 20 years | - | - | - | - | 3 | 5 | 2 | 4 |
| 35 21 to 24 years | - | - | - | - | 2 | 3 | 1 | 3 |
| 36 25 to 64 years | 3 | 3 | 2 | 2 | 5 | 7 | 4 | 5 |
| 37 65 years and over | 1 | - | 1 | - | - | - | - | 1 |
| 38 Unknown | - | - | - | - | - | - | - | - |
| 4 Drivers and passengers of motorcycles | 167 | 170 | 111 | 98 | 856 | 819 | 534 | 483 |
| 41 - of which: 0 to 9 years | 1 | 2 | - | - | 20 | 17 | - | - |
| 42 10 to 14 years | 5 | 6 | 3 | 2 | 48 | 28 | 21 | 12 |
| 43 15 to 17 years | 13 | 17 | 6 | 14 | 117 | 126 | 78 | 62 |
| 44 18 to 20 years | 22 | 20 | 11 | 15 | 155 | 166 | 98 | 91 |
| 45 21 to 24 years | 31 | 27 | 19 | 17 | 205 | 203 | 139 | 114 |
| 46 25 to 64 years | 88 | 94 | 66 | 48 | 298 | 271 | 188 | 200 |
| 47 65 years and over | 7 | 4 | 6 | 2 | 13 | 8 | 10 | 4 |
| 48 Unknown | - | - | - | - | - | - | - | - |
| 5 Drivers and passengers of passenger cars | 1 155 | 1 438 | 514 | 642 | 7 273 | 8 478 | 2 430 | 2 717 |
| 51 - of which: 0 to 9 years | 42 | 47 | - | - | 310 | 346 | 1 | 2 |
| 52 10 to 14 years | 26 | 31 | 1 | - | 185 | 362 | 4 | 3 |
| 53 15 to 17 years | 28 | 42 | 3 | 6 | 236 | 382 | 37 | 47 |
| 54 18 to 20 years | 93 | 130 | 39 | 40 | 771 | 855 | 222 | 204 |
| 55 21 to 24 years | 183 | 206 | 110 | 96 | 1 056 | 1 125 | 402 | 553 |
| 56 25 to 64 years | 739 | 906 | 349 | 485 | 4 426 | 5 122 | 1 702 | 1 864 |
| 57 65 years and over | 44 | 74 | 12 | 15 | 289 | 285 | 62 | 44 |
| 58 Unknown | - | 2 | - | - | - | 1 | - | - |
| 6 Drivers and passengers of motor coaches, buses, trolleybuses and tramcars | 13 | 49 | - | 6 | 269 | 404 | 48 | 105 |
| 7 Drivers and passengers of goods road vehicles | 30 | 21 | 5 | 11 | 165 | 141 | 24 | 71 |
| 8 Other drivers and passengers | 67 | 34 | 27 | 8 | 288 | 131 | 88 | 29 |

3. Persons killed or injured in road traffic accidents by category of user and age group

3. Personnes tuées ou blessées dans les accidents de la circulation routière selon la catégorie d'usager de la route et le groupe d'âge

3. Число погибших или раненых в дорожно-транспортных происшествиях по категориям пользователей дорог и группам возраста

Unit : number - Unité : nombre - Единица: число

| Description Description Описание | Killed - tuées - погибших | | | | Injured - blessées - раненых | | | |
|--|---------------------------|------|--------------------|------|------------------------------|------|--------------------|------|
| | Total | | Of which: drivers | | Total | | Of which: drivers | |
| | Total | | Dont: conducteurs | | Total | | Dont: conducteurs | |
| | Всего | | Погибшие: водители | | Всего | | Погибшие: водители | |
| | 2002 | 2003 | 2002 | 2003 | 2002 | 2003 | 2002 | 2003 |

Kyrgyzstan - Kirghizistan - Кыргызстан

| | | | | | | | | | |
|----------|--|------------|------------|------------|------------|--------------|--------------|------------|------------|
| 0 | Total (1+2+3+4+5+6+7+8) | 725 | 897 | 140 | 172 | 3 561 | 4 091 | 707 | 738 |
| 01 | - of which: 0 to 9 years | 70 | 70 | - | - | 314 | 359 | - | 2 |
| 02 | 10 to 14 years | 32 | 29 | - | 3 | 217 | 261 | - | 24 |
| 03 | 15 to 17 years | 10 | 10 | - | 4 | 112 | 100 | 9 | 11 |
| 04 | 18 to 20 years | 55 | 75 | 10 | 12 | 357 | 439 | 51 | 52 |
| 05 | 21 to 24 years | 60 | 74 | 12 | 18 | 439 | 457 | 93 | 96 |
| 06 | 25 to 64 years | 298 | 350 | 80 | 86 | 1 325 | 1 500 | 380 | 353 |
| 07 | 65 years and over | 164 | 244 | 37 | 47 | 681 | 845 | 166 | 193 |
| 08 | Unknown | 36 | 45 | 1 | 2 | 116 | 130 | 8 | 7 |
| 1 | Pedestrians | 363 | 455 | | | 1 424 | 1 650 | | |
| 11 | - of which: 0 to 9 years | 57 | 55 | | | 240 | 278 | | |
| 12 | 10 to 14 years | 23 | 23 | | | 153 | 157 | | |
| 13 | 15 to 17 years | 3 | 5 | | | 53 | 54 | | |
| 14 | 18 to 20 years | 20 | 32 | | | 153 | 188 | | |
| 15 | 21 to 24 years | 26 | 21 | | | 152 | 157 | | |
| 16 | 25 to 64 years | 126 | 157 | | | 357 | 444 | | |
| 17 | 65 years and over | 82 | 131 | | | 247 | 297 | | |
| 18 | Unknown | 26 | 31 | | | 69 | 75 | | |
| 2 | Drivers and passengers of cycles | 18 | 24 | 16 | 23 | 100 | 107 | 54 | 104 |
| 21 | - of which: 0 to 9 years | - | - | - | - | 1 | 2 | - | 2 |
| 22 | 10 to 14 years | 1 | 3 | - | 3 | 13 | 22 | - | 20 |
| 23 | 15 to 17 years | 1 | - | - | - | 11 | 9 | 5 | 9 |
| 24 | 18 to 20 years | - | 4 | - | 4 | 16 | 19 | 12 | 19 |
| 25 | 21 to 24 years | 3 | 3 | 3 | 2 | 11 | 10 | 10 | 9 |
| 26 | 25 to 64 years | 10 | 6 | 10 | 6 | 27 | 19 | 21 | 19 |
| 27 | 65 years and over | 3 | 6 | 3 | 6 | 16 | 22 | 6 | 22 |
| 28 | Unknown | - | 2 | - | 2 | 5 | 4 | - | 4 |
| 3 | Drivers and passengers of mopeds | 1 | - | 1 | - | 13 | - | 10 | - |
| 31 | - of which: 0 to 9 years | - | - | - | - | - | 1 | - | - |
| 32 | 10 to 14 years | - | - | - | - | - | - | - | - |
| 33 | 15 to 17 years | - | - | - | - | 1 | - | 1 | - |
| 34 | 18 to 20 years | - | - | - | - | 1 | - | 1 | - |
| 35 | 21 to 24 years | - | - | - | - | 2 | - | 2 | - |
| 36 | 25 to 64 years | 1 | - | 1 | - | 9 | - | 6 | - |
| 37 | 65 years and over | - | - | - | - | - | - | - | - |
| 38 | Unknown | - | - | - | - | - | - | - | - |
| 4 | Drivers and passengers of motorcycles | 25 | 24 | 15 | 19 | 182 | 100 | 110 | 49 |
| 41 | - of which: 0 to 9 years | 2 | - | - | - | - | 1 | - | - |
| 42 | 10 to 14 years | - | - | - | - | 6 | 5 | - | 1 |
| 43 | 15 to 17 years | 2 | 4 | - | 4 | 15 | 7 | 3 | 1 |
| 44 | 18 to 20 years | 5 | 2 | 3 | 1 | 30 | 21 | 21 | 10 |
| 45 | 21 to 24 years | 4 | 5 | 3 | 4 | 44 | 17 | 29 | 8 |
| 46 | 25 to 64 years | 12 | 13 | 9 | 10 | 87 | 49 | 57 | 29 |
| 47 | 65 years and over | - | - | - | - | - | - | - | - |
| 48 | Unknown | - | - | - | - | - | - | - | - |
| 5 | Drivers and passengers of passenger cars | 315 | 391 | 108 | 127 | 1 819 | 2 211 | 533 | 569 |
| 51 | - of which: 0 to 9 years | 11 | 15 | - | - | 73 | 78 | - | - |
| 52 | 10 to 14 years | 8 | 3 | - | - | 45 | 76 | - | 2 |
| 53 | 15 to 17 years | 4 | 1 | - | - | 30 | 30 | - | 1 |
| 54 | 18 to 20 years | 30 | 37 | 7 | 7 | 153 | 209 | 17 | 21 |
| 55 | 21 to 24 years | 26 | 44 | 6 | 11 | 228 | 268 | 52 | 76 |
| 56 | 25 to 64 years | 147 | 172 | 60 | 68 | 835 | 973 | 296 | 295 |
| 57 | 65 years and over | 79 | 107 | 34 | 41 | 415 | 526 | 160 | 171 |
| 58 | Unknown | 10 | 12 | 1 | - | 40 | 51 | 8 | 3 |
| 6 | Drivers and passengers of motor coaches, buses, trolleybuses and tramcars | ... | ... | ... | ... | ... | ... | ... | ... |
| 7 | Drivers and passengers of goods road vehicles | ... | ... | ... | ... | ... | ... | ... | ... |
| 8 | Other drivers and passengers | 3 | 3 | - | 3 | 23 | 23 | - | 16 |

3. Persons killed or injured in road traffic accidents by category of user and age group

3. Personnes tuées ou blessées dans les accidents de la circulation routière selon la catégorie d'usager de la route et le groupe d'âge

3. Число погибших или раненых в дорожно-транспортных происшествиях по категориям пользователей дорог и группам возраста

Unit : number - Unité : nombre - Единица: число

| Description Description Описание | Killed - tuées - погибших | | | | Injured - blessées - раненых | | | |
|--|---------------------------|------|--------------------|------|------------------------------|------|--------------------|------|
| | Total | | Of which: drivers | | Total | | Of which: drivers | |
| | Total | | Dont: conducteurs | | Total | | Dont: conducteurs | |
| | Всего | | Погибшие: водители | | Всего | | Погибшие: водители | |
| | 2002 | 2003 | 2002 | 2003 | 2002 | 2003 | 2002 | 2003 |

Lithuania - Lituanie - Литва

| | | | | | | | | | |
|----------|--|------------|------------|------------|------------|--------------|--------------|--------------|--------------|
| 0 | Total (1+2+3+4+5+6+7+8) | 697 | 709 | 290 | 305 | 7 428 | 7 266 | 2 669 | 2 677 |
| 01 | - of which: 0 to 9 years | 13 | 16 | 4 | 2 | 543 | 555 | 36 | 56 |
| 02 | 10 to 14 years | 12 | 10 | 5 | 3 | 513 | 471 | 102 | 132 |
| 03 | 15 to 17 years | 32 | 29 | 8 | 7 | 442 | 473 | 131 | 120 |
| 04 | 18 to 20 years | 51 | 57 | 16 | 24 | 710 | 733 | 241 | 264 |
| 05 | 21 to 24 years | 58 | 58 | 30 | 33 | 822 | 780 | 350 | 356 |
| 06 | 25 to 64 years | 435 | 429 | 202 | 206 | 3 755 | 3 596 | 1 640 | 1 571 |
| 07 | 65 years and over | 96 | 101 | 25 | 30 | 643 | 630 | 169 | 177 |
| 08 | Unknown | - | 9 | - | - | - | 28 | - | - |
| 1 | Pedestrians | 239 | 218 | | | 2 092 | 2 049 | | |
| 11 | - of which: 0 to 9 years | 7 | 5 | | | 275 | 319 | | |
| 12 | 10 to 14 years | 2 | 5 | | | 262 | 205 | | |
| 13 | 15 to 17 years | 11 | 4 | | | 118 | 110 | | |
| 14 | 18 to 20 years | 4 | 5 | | | 107 | 117 | | |
| 15 | 21 to 24 years | 7 | 4 | | | 105 | 102 | | |
| 16 | 25 to 64 years | 148 | 132 | | | 901 | 864 | | |
| 17 | 65 years and over | 60 | 54 | | | 324 | 313 | | |
| 18 | Unknown | - | 9 | | | - | 19 | | |
| 2 | Drivers and passengers of cycles | 89 | 85 | 87 | 85 | 575 | 615 | 566 | 603 |
| 21 | - of which: 0 to 9 years | 4 | 2 | 4 | 2 | 36 | 59 | 34 | 56 |
| 22 | 10 to 14 years | 5 | 3 | 4 | 3 | 88 | 107 | 81 | 106 |
| 23 | 15 to 17 years | 2 | 1 | 2 | 1 | 40 | 45 | 40 | 42 |
| 24 | 18 to 20 years | 3 | - | 3 | - | 24 | 24 | 24 | 24 |
| 25 | 21 to 24 years | 2 | 4 | 1 | 4 | 13 | 22 | 13 | 21 |
| 26 | 25 to 64 years | 56 | 55 | 56 | 55 | 266 | 252 | 266 | 251 |
| 27 | 65 years and over | 17 | 20 | 17 | 20 | 108 | 105 | 108 | 103 |
| 28 | Unknown | - | - | - | - | - | 1 | - | - |
| 3 | Drivers and passengers of mopeds | 9 | 5 | 7 | 4 | 157 | 142 | 133 | 115 |
| 31 | - of which: 0 to 9 years | - | - | - | - | 3 | - | 2 | - |
| 32 | 10 to 14 years | 1 | - | - | - | 24 | 31 | 14 | 23 |
| 33 | 15 to 17 years | - | 2 | - | 1 | 42 | 43 | 39 | 30 |
| 34 | 18 to 20 years | - | - | - | - | 17 | 12 | 13 | 10 |
| 35 | 21 to 24 years | 1 | - | - | - | 10 | 8 | 10 | 8 |
| 36 | 25 to 64 years | 6 | 3 | 6 | 3 | 55 | 39 | 49 | 36 |
| 37 | 65 years and over | 1 | - | 1 | - | 6 | 8 | 6 | 8 |
| 38 | Unknown | - | - | - | - | - | - | - | - |
| 4 | Drivers and passengers of motorcycles | 16 | 20 | 15 | 16 | 201 | 176 | 158 | 136 |
| 41 | - of which: 0 to 9 years | - | - | - | - | - | 2 | - | - |
| 42 | 10 to 14 years | 1 | - | 1 | - | 11 | 5 | 4 | 3 |
| 43 | 15 to 17 years | 4 | 4 | 3 | 2 | 37 | 35 | 26 | 24 |
| 44 | 18 to 20 years | 2 | 4 | 2 | 4 | 37 | 34 | 28 | 24 |
| 45 | 21 to 24 years | 5 | 7 | 5 | 6 | 52 | 29 | 43 | 26 |
| 46 | 25 to 64 years | 4 | 5 | 4 | 4 | 61 | 67 | 54 | 55 |
| 47 | 65 years and over | - | - | - | - | 3 | 4 | 3 | 4 |
| 48 | Unknown | - | - | - | - | - | - | - | - |
| 5 | Drivers and passengers of passenger cars | 313 | 343 | 165 | 186 | 4 007 | 3 898 | 1 670 | 1 708 |
| 51 | - of which: 0 to 9 years | 2 | 7 | - | - | 216 | 164 | - | - |
| 52 | 10 to 14 years | 3 | 2 | - | - | 118 | 113 | 2 | - |
| 53 | 15 to 17 years | 15 | 18 | 3 | 3 | 198 | 234 | 25 | 24 |
| 54 | 18 to 20 years | 41 | 45 | 11 | 20 | 516 | 528 | 174 | 204 |
| 55 | 21 to 24 years | 42 | 41 | 24 | 23 | 612 | 598 | 271 | 298 |
| 56 | 25 to 64 years | 196 | 207 | 122 | 131 | 2 193 | 2 102 | 1 154 | 1 130 |
| 57 | 65 years and over | 14 | 23 | 5 | 9 | 154 | 151 | 44 | 51 |
| 58 | Unknown | - | - | - | - | - | 8 | - | 1 |
| 6 | Drivers and passengers of motor coaches, buses, trolleybuses and tramcars | 3 | 3 | 2 | 2 | 157 | 190 | 22 | 29 |
| 7 | Drivers and passengers of goods road vehicles | 10 | 11 | 5 | 5 | 119 | 109 | 63 | 59 |
| 8 | Other drivers and passengers | 18 | 24 | 9 | 7 | 120 | 87 | 57 | 27 |

3. Persons killed or injured in road traffic accidents by category of user and age group

3. Personnes tuées ou blessées dans les accidents de la circulation routière selon la catégorie d'usager de la route et le groupe d'âge

3. Число погибших или раненых в дорожно-транспортных происшествиях по категориям пользователей дорог и группам возраста

Unit : number - Unité : nombre - Единица: число

| Description Description Описание | Killed - tuées - погибших | | | | Injured - blessées - раненых | | | |
|--|---------------------------|------|--------------------|------|------------------------------|------|--------------------|------|
| | Total | | Of which: drivers | | Total | | Of which: drivers | |
| | Total | | Dont: conducteurs | | Total | | Dont: conducteurs | |
| | Всего | | Погибшие: водители | | Всего | | Погибшие: водители | |
| | 2002 | 2003 | 2002 | 2003 | 2002 | 2003 | 2002 | 2003 |

Luxembourg - Luxembourg - Люксембург

| | | | | | | | | | |
|----------|--|-----------|-----------|-----------|-----------|--------------|--------------|------------|------------|
| 0 | Total (1+2+3+4+5+6+7+8) | 62 | 53 | 41 | 36 | 1 100 | 1 052 | 717 | 660 |
| 01 | - of which: 0 to 9 years | 2 | 1 | - | - | 50 | 37 | 6 | 1 |
| 02 | 10 to 14 years | 1 | - | - | - | 24 | 23 | 3 | 2 |
| 03 | 15 to 17 years | 3 | 1 | - | - | 27 | 26 | 7 | 11 |
| 04 | 18 to 20 years | 6 | 4 | 2 | 3 | 75 | 79 | 57 | 62 |
| 05 | 21 to 24 years | 4 | 6 | 3 | 4 | 119 | 105 | 97 | 77 |
| 06 | 25 to 64 years | 41 | 35 | 34 | 28 | 609 | 560 | 507 | 471 |
| 07 | 65 years and over | 5 | 6 | 2 | 1 | 57 | 66 | 34 | 26 |
| 08 | Unknown | - | - | - | - | 139 | 156 | 6 | 10 |
| 1 | Pedestrians | 6 | 7 | | | 121 | 131 | | |
| 11 | - of which: 0 to 9 years | 1 | - | | | 22 | 20 | | |
| 12 | 10 to 14 years | - | - | | | 10 | 13 | | |
| 13 | 15 to 17 years | - | - | | | 8 | 7 | | |
| 14 | 18 to 20 years | - | - | | | 6 | 5 | | |
| 15 | 21 to 24 years | - | - | | | 6 | 7 | | |
| 16 | 25 to 64 years | 2 | 3 | | | 47 | 38 | | |
| 17 | 65 years and over | 3 | 4 | | | 16 | 32 | | |
| 18 | Unknown | - | - | | | 6 | 9 | | |
| 2 | Drivers and passengers of cycles | 1 | - | 1 | - | 23 | 23 | 23 | 23 |
| 21 | - of which: 0 to 9 years | - | - | - | - | 6 | 1 | 6 | 1 |
| 22 | 10 to 14 years | - | - | - | - | 3 | 2 | 3 | 2 |
| 23 | 15 to 17 years | - | - | - | - | - | 2 | - | 2 |
| 24 | 18 to 20 years | - | - | - | - | - | - | - | - |
| 25 | 21 to 24 years | - | - | - | - | - | 1 | - | 1 |
| 26 | 25 to 64 years | 1 | - | 1 | - | 9 | 8 | 9 | 8 |
| 27 | 65 years and over | - | - | - | - | 4 | 6 | 4 | 6 |
| 28 | Unknown | - | - | - | - | 1 | 3 | 1 | 3 |
| 3 | Drivers and passengers of mopeds | - | - | - | - | 12 | 11 | 9 | 10 |
| 31 | - of which: 0 to 9 years | - | - | - | - | - | - | - | - |
| 32 | 10 to 14 years | - | - | - | - | - | - | - | - |
| 33 | 15 to 17 years | - | - | - | - | 6 | 7 | 6 | 7 |
| 34 | 18 to 20 years | - | - | - | - | 1 | - | 1 | - |
| 35 | 21 to 24 years | - | - | - | - | - | - | - | - |
| 36 | 25 to 64 years | - | - | - | - | 3 | 3 | 2 | 3 |
| 37 | 65 years and over | - | - | - | - | - | - | - | - |
| 38 | Unknown | - | - | - | - | 2 | 1 | - | - |
| 4 | Drivers and passengers of motorcycles | - | - | - | - | 78 | 11 | 71 | 10 |
| 41 | - of which: 0 to 9 years | - | - | - | - | - | - | - | - |
| 42 | 10 to 14 years | - | - | - | - | - | - | - | - |
| 43 | 15 to 17 years | - | - | - | - | - | 7 | - | 7 |
| 44 | 18 to 20 years | - | - | - | - | 7 | - | 5 | - |
| 45 | 21 to 24 years | - | - | - | - | 10 | - | 10 | - |
| 46 | 25 to 64 years | - | - | - | - | 58 | 3 | 55 | 3 |
| 47 | 65 years and over | - | - | - | - | - | - | - | - |
| 48 | Unknown | - | - | - | - | 3 | 1 | 1 | - |
| 5 | Drivers and passengers of passenger cars | 52 | 33 | - | 24 | 824 | 759 | 590 | 525 |
| 51 | - of which: 0 to 9 years | 1 | 1 | - | - | 18 | 16 | - | - |
| 52 | 10 to 14 years | 1 | - | - | - | 11 | 7 | - | - |
| 53 | 15 to 17 years | 3 | 1 | - | - | 13 | 9 | 1 | - |
| 54 | 18 to 20 years | 6 | 4 | 2 | 3 | 61 | 69 | 51 | 57 |
| 55 | 21 to 24 years | 4 | 3 | 3 | 1 | 99 | 84 | 83 | 64 |
| 56 | 25 to 64 years | 35 | 22 | 31 | 19 | 465 | 421 | 421 | 375 |
| 57 | 65 years and over | 2 | 2 | 2 | 1 | 37 | 34 | 30 | 26 |
| 58 | Unknown | - | - | - | - | 120 | 119 | 4 | 2 |
| 6 | Drivers and passengers of motor coaches, buses, trolleybuses and tramcars | - | - | - | - | 14 | 6 | 4 | 3 |
| 7 | Drivers and passengers of goods road vehicles | 3 | - | 2 | - | 24 | 13 | 16 | 10 |
| 8 | Other drivers and passengers | - | - | - | - | 4 | 6 | 4 | 5 |

3. Persons killed or injured in road traffic accidents by category of user and age group

3. Personnes tuées ou blessées dans les accidents de la circulation routière selon la catégorie d'usager de la route et le groupe d'âge

3. Число погибших или раненых в дорожно-транспортных происшествиях по категориям пользователей дорог и группам возраста

Unit : number - Unité : nombre - Единица: число

| Description Description Описание | Killed - tuées - погибших | | | | Injured - blessées - раненых | | | |
|--|---------------------------|--------------|--------------------|------------|------------------------------|---------------|--------------------|---------------|
| | Total | | Of which: drivers | | Total | | Of which: drivers | |
| | Total | | Dont: conducteurs | | Total | | Dont: conducteurs | |
| | Всего | | Погибшие: водители | | Всего | | Погибшие: водители | |
| | 2002 | 2003 | 2002 | 2003 | 2002 | 2003 | 2002 | 2003 |
| Netherlands - Pays-Bas - Нидерланды | | | | | | | | |
| 0 Total (1+2+3+4+5+6+7+8) | 1 066 | 1 088 | 785 | 811 | 40 682 | 37 976 | 31 364 | 29 731 |
| 01 - of which: 0 to 9 years | 13 | 33 | 2 | 6 | 1 288 | 1 142 | 300 | 277 |
| 02 10 to 14 years | 28 | 31 | 18 | 16 | 2 025 | 1 936 | 1 356 | 1 373 |
| 03 15 to 17 years | 65 | 56 | 35 | 36 | 4 881 | 4 471 | 3 885 | 3 560 |
| 04 18 to 20 years | 96 | 83 | 75 | 53 | 3 682 | 3 444 | 2 733 | 2 618 |
| 05 21 to 24 years | 112 | 98 | 90 | 76 | 3 771 | 3 375 | 2 928 | 2 666 |
| 06 25 to 64 years | 486 | 526 | 384 | 436 | 20 642 | 19 487 | 17 285 | 16 448 |
| 07 65 years and over | 266 | 261 | 181 | 188 | 3 414 | 3 362 | 2 563 | 2 608 |
| 08 Unknown | - | - | - | - | 979 | 759 | 314 | 181 |
| 1 Pedestrians | 108 | 107 | | | 2 151 | 1 920 | | |
| 11 - of which: 0 to 9 years | 8 | 11 | | | 473 | 363 | | |
| 12 10 to 14 years | 8 | 6 | | | 205 | 192 | | |
| 13 15 to 17 years | 2 | 1 | | | 105 | 105 | | |
| 14 18 to 20 years | 4 | 3 | | | 112 | 103 | | |
| 15 21 to 24 years | 2 | 2 | | | 113 | 99 | | |
| 16 25 to 64 years | 34 | 40 | | | 725 | 709 | | |
| 17 65 years and over | 50 | 44 | | | 373 | 317 | | |
| 18 Unknown | - | - | | | 45 | 32 | | |
| 2 Drivers and passengers of cycles | 195 | 219 | 191 | 217 | 8 563 | 8 800 | 8 249 | 8 624 |
| 21 - of which: 0 to 9 years | 3 | 6 | 2 | 6 | 354 | 351 | 299 | 270 |
| 22 10 to 14 years | 17 | 15 | 17 | 15 | 1 303 | 1 348 | 1 284 | 1 317 |
| 23 15 to 17 years | 14 | 12 | 14 | 12 | 879 | 894 | 860 | 873 |
| 24 18 to 20 years | 10 | 4 | 10 | 4 | 442 | 456 | 432 | 446 |
| 25 21 to 24 years | 8 | 4 | 8 | 4 | 410 | 397 | 402 | 394 |
| 26 25 to 64 years | 61 | 73 | 58 | 72 | 3 849 | 4 023 | 3 450 | 4 010 |
| 27 65 years and over | 82 | 105 | 82 | 104 | 1 197 | 1 250 | 1 584 | 1 248 |
| 28 Unknown | - | - | - | - | 129 | 81 | 118 | 66 |
| 3 Drivers and passengers of mopeds | 106 | 99 | 101 | 93 | 8 020 | 7 365 | 7 158 | 6 625 |
| 31 - of which: 0 to 9 years | - | - | - | - | 21 | 21 | 1 | 2 |
| 32 10 to 14 years | - | 2 | - | 1 | 164 | 107 | 61 | 43 |
| 33 15 to 17 years | 22 | 25 | 19 | 23 | 3 418 | 3 014 | 2 981 | 2 639 |
| 34 18 to 20 years | 18 | 5 | 16 | 5 | 1 156 | 1 051 | 1 027 | 940 |
| 35 21 to 24 years | 4 | 5 | 4 | 4 | 526 | 468 | 491 | 431 |
| 36 25 to 64 years | 28 | 30 | 28 | 29 | 2 255 | 2 211 | 2 175 | 2 131 |
| 37 65 years and over | 34 | 32 | 34 | 31 | 351 | 412 | 349 | 402 |
| 38 Unknown | - | - | - | - | 129 | 81 | 73 | 37 |
| 4 Drivers and passengers of motorcycles | 101 | 96 | 98 | 92 | 2 201 | 2 138 | 2 009 | 1 994 |
| 41 - of which: 0 to 9 years | - | - | - | - | 7 | 3 | - | - |
| 42 10 to 14 years | 1 | - | 1 | - | 20 | 11 | 2 | 1 |
| 43 15 to 17 years | 2 | - | 1 | - | 20 | 11 | 10 | 7 |
| 44 18 to 20 years | - | 3 | - | 2 | 57 | 68 | 48 | 54 |
| 45 21 to 24 years | 8 | 12 | 8 | 11 | 198 | 207 | 176 | 192 |
| 46 25 to 64 years | 89 | 81 | 87 | 79 | 1 856 | 1 798 | 1 744 | 1 713 |
| 47 65 years and over | 1 | - | 1 | - | 18 | 22 | 18 | 22 |
| 48 Unknown | - | - | - | - | 22 | 17 | 11 | 5 |
| 5 Drivers and passengers of passenger cars | 503 | 496 | 354 | 355 | 17 506 | 15 624 | 12 039 | 10 869 |
| 51 - of which: 0 to 9 years | 2 | 12 | - | - | 411 | 357 | - | - |
| 52 10 to 14 years | 2 | 6 | - | - | 304 | 234 | 1 | 1 |
| 53 15 to 17 years | 24 | 17 | 1 | 1 | 423 | 377 | 18 | 17 |
| 54 18 to 20 years | 56 | 63 | 42 | 39 | 1 749 | 1 586 | 1 110 | 1 055 |
| 55 21 to 24 years | 83 | 71 | 65 | 53 | 2 241 | 1 966 | 1 641 | 1 455 |
| 56 25 to 64 years | 241 | 250 | 184 | 212 | 10 413 | 9 355 | 8 232 | 7 410 |
| 57 65 years and over | 95 | 77 | 62 | 50 | 1 386 | 1 281 | 945 | 871 |
| 58 Unknown | - | - | - | - | 579 | 468 | 92 | 60 |
| 6 Drivers and passengers of motor coaches, buses, trolleybuses and tramcars | 2 | - | 2 | - | 163 | 154 | 39 | 25 |
| 7 Drivers and passengers of goods road vehicles | 47 | 61 | 37 | 49 | 1 913 | 1 761 | 1 516 | 1 397 |
| 8 Other drivers and passengers | 4 | 10 | 3 | 5 | 165 | 214 | 117 | 141 |

3. Persons killed or injured in road traffic accidents by category of user and age group

3. Personnes tuées ou blessées dans les accidents de la circulation routière selon la catégorie d'usager de la route et le groupe d'âge

3. Число погибших или раненых в дорожно-транспортных происшествиях по категориям пользователей дорог и группам возраста

Unit : number - Unité : nombre - Единица: число

| Description Description Описание | Killed - tuées - погибших | | | | Injured - blessées - раненых | | | |
|--|---------------------------|------|--------------------|------|------------------------------|------|--------------------|------|
| | Total | | Of which: drivers | | Total | | Of which: drivers | |
| | Total | | Dont: conducteurs | | Total | | Dont: conducteurs | |
| | Всего | | Погибшие: водители | | Всего | | Погибшие: водители | |
| | 2002 | 2003 | 2002 | 2003 | 2002 | 2003 | 2002 | 2003 |

Norway - Norvège - Норвегия

| | | | | | | | | | |
|----------|--|------------|------------|------------|------------|---------------|---------------|--------------|--------------|
| 0 | Total (1+2+3+4+5+6+7+8) | 310 | 280 | 233 | 217 | 12 395 | 11 851 | 8 914 | 8 516 |
| 01 | - of which: 0 to 9 years | 8 | 12 | 4 | 7 | 535 | 466 | 169 | 142 |
| 02 | 10 to 14 years | 7 | 8 | 2 | 4 | 544 | 509 | 288 | 266 |
| 03 | 15 to 17 years | 15 | 13 | 9 | 10 | 893 | 971 | 517 | 576 |
| 04 | 18 to 20 years | 35 | 33 | 25 | 21 | 1 413 | 1 458 | 942 | 1 004 |
| 05 | 21 to 24 years | 32 | 14 | 22 | 11 | 1 263 | 1 138 | 886 | 807 |
| 06 | 25 to 64 years | 165 | 148 | 132 | 121 | 6 636 | 6 304 | 5 329 | 5 015 |
| 07 | 65 years and over | 48 | 52 | 39 | 43 | 1 055 | 965 | 732 | 672 |
| 08 | Unknown | - | - | - | - | 56 | 40 | 51 | 34 |
| 1 | Pedestrians | 35 | 34 | | | 887 | 832 | | |
| 11 | - of which: 0 to 9 years | 4 | 7 | | | 129 | 99 | | |
| 12 | 10 to 14 years | - | 2 | | | 104 | 91 | | |
| 13 | 15 to 17 years | 1 | 1 | | | 56 | 55 | | |
| 14 | 18 to 20 years | 1 | - | | | 47 | 55 | | |
| 15 | 21 to 24 years | 1 | - | | | 67 | 48 | | |
| 16 | 25 to 64 years | 15 | 4 | | | 317 | 308 | | |
| 17 | 65 years and over | 13 | 20 | | | 160 | 172 | | |
| 18 | Unknown | - | - | | | 7 | 4 | | |
| 2 | Drivers and passengers of cycles | 12 | 14 | 12 | 14 | 796 | 731 | 788 | 725 |
| 21 | - of which: 0 to 9 years | - | - | - | - | 45 | 46 | 43 | 43 |
| 22 | 10 to 14 years | 2 | 2 | 2 | 2 | 169 | 164 | 166 | 163 |
| 23 | 15 to 17 years | - | - | - | - | 53 | 51 | 51 | 50 |
| 24 | 18 to 20 years | - | - | - | - | 27 | 25 | 27 | 25 |
| 25 | 21 to 24 years | - | 1 | - | 1 | 55 | 38 | 55 | 38 |
| 26 | 25 to 64 years | 7 | 10 | 7 | 10 | 392 | 361 | 391 | 360 |
| 27 | 65 years and over | 3 | 1 | 3 | 1 | 45 | 40 | 45 | 40 |
| 28 | Unknown | - | - | - | - | 10 | 6 | 10 | 6 |
| 3 | Drivers and passengers of mopeds | 6 | 7 | 6 | 7 | 526 | 585 | 499 | 556 |
| 31 | - of which: 0 to 9 years | - | - | - | - | - | 2 | - | - |
| 32 | 10 to 14 years | - | - | - | - | 9 | 6 | 6 | 5 |
| 33 | 15 to 17 years | 3 | 5 | 3 | 5 | 317 | 375 | 300 | 353 |
| 34 | 18 to 20 years | 2 | 1 | 2 | 1 | 43 | 48 | 38 | 45 |
| 35 | 21 to 24 years | - | 1 | - | 1 | 14 | 32 | 14 | 31 |
| 36 | 25 to 64 years | - | - | - | - | 121 | 107 | 119 | 106 |
| 37 | 65 years and over | 1 | - | 1 | - | 19 | 11 | 19 | 11 |
| 38 | Unknown | - | - | - | - | 3 | 5 | 3 | 5 |
| 4 | Drivers and passengers of motorcycles | 37 | 30 | 33 | 26 | 721 | 660 | 631 | 563 |
| 41 | - of which: 0 to 9 years | - | - | - | - | - | 3 | - | - |
| 42 | 10 to 14 years | - | - | - | - | 8 | 9 | 1 | 1 |
| 43 | 15 to 17 years | 6 | 3 | 5 | 2 | 93 | 93 | 72 | 79 |
| 44 | 18 to 20 years | 1 | 1 | 1 | 1 | 25 | 30 | 20 | 19 |
| 45 | 21 to 24 years | 6 | 1 | 5 | 1 | 83 | 60 | 67 | 50 |
| 46 | 25 to 64 years | 24 | 25 | 22 | 22 | 505 | 461 | 464 | 410 |
| 47 | 65 years and over | - | - | - | - | 4 | 3 | 4 | 3 |
| 48 | Unknown | - | - | - | - | 3 | 1 | 3 | 1 |
| 5 | Drivers and passengers of passenger cars | 189 | 169 | 123 | 116 | 8 322 | 7 912 | 5 378 | 5 129 |
| 51 | - of which: 0 to 9 years | 3 | 5 | - | - | 318 | 279 | - | - |
| 52 | 10 to 14 years | 5 | 3 | - | - | 225 | 196 | 5 | 3 |
| 53 | 15 to 17 years | 5 | 3 | - | 1 | 334 | 360 | 25 | 31 |
| 54 | 18 to 20 years | 30 | 30 | 20 | 19 | 1 191 | 1 217 | 773 | 817 |
| 55 | 21 to 24 years | 22 | 10 | 14 | 7 | 959 | 855 | 626 | 574 |
| 56 | 25 to 64 years | 96 | 88 | 69 | 67 | 4 536 | 4 320 | 3 466 | 3 265 |
| 57 | 65 years and over | 28 | 30 | 20 | 22 | 735 | 668 | 464 | 425 |
| 58 | Unknown | - | - | - | - | 24 | 17 | 19 | 14 |
| 6 | Drivers and passengers of motor coaches, buses, trolleybuses and tramcars | 3 | 2 | 1 | 1 | 196 | 163 | 34 | 26 |
| 7 | Drivers and passengers of goods road vehicles | 23 | 20 | 19 | 15 | 822 | 869 | 602 | 619 |
| 8 | Other drivers and passengers | 5 | 3 | 4 | 3 | 99 | 97 | 73 | 66 |

3. Persons killed or injured in road traffic accidents by category of user and age group

3. Personnes tuées ou blessées dans les accidents de la circulation routière selon la catégorie d'usager de la route et le groupe d'âge

3. Число погибших или раненых в дорожно-транспортных происшествиях по категориям пользователей дорог и группам возраста

Unit : number - Unité : nombre - Единица: число

| Description Description Описание | Killed - tuées - погибших | | | | Injured - blessées - раненых | | | |
|--|---------------------------|------|--------------------|------|------------------------------|------|--------------------|------|
| | Total | | Of which: drivers | | Total | | Of which: drivers | |
| | Total | | Dont: conducteurs | | Total | | Dont: conducteurs | |
| | Всего | | Погибшие: водители | | Всего | | Погибшие: водители | |
| | 2002 | 2003 | 2002 | 2003 | 2002 | 2003 | 2002 | 2003 |

Poland - Pologne - Польша

| | | | | | | | | | |
|----------|--|--------------|--------------|-----|-----------|---------------|---------------|-----|--------------|
| 0 | Total (1+2+3+4+5+6+7+8) | 5 827 | 5 640 | ... | 57 | 67 498 | 63 900 | ... | 1 764 |
| 01 | - of which: 0 to 9 years | - | - | ... | ... | - | - | ... | ... |
| 02 | 10 to 14 years | ... | ... | ... | ... | ... | ... | ... | ... |
| 03 | 15 to 17 years | ... | 168 | ... | ... | ... | 3 638 | ... | ... |
| 04 | 18 to 20 years | ... | ... | ... | ... | ... | ... | ... | ... |
| 05 | 21 to 24 years | ... | ... | ... | ... | ... | ... | ... | ... |
| 06 | 25 to 64 years | ... | ... | ... | ... | ... | ... | ... | ... |
| 07 | 65 years and over | ... | ... | ... | ... | ... | ... | ... | ... |
| 08 | Unknown | ... | ... | ... | ... | ... | ... | ... | ... |
| 1 | Pedestrians | 1 987 | 1 878 | | | 17 651 | 16 578 | | |
| 11 | - of which: 0 to 9 years | - | - | | | - | - | | |
| 12 | 10 to 14 years | ... | ... | | | ... | ... | | |
| 13 | 15 to 17 years | ... | ... | | | ... | ... | | |
| 14 | 18 to 20 years | ... | ... | | | ... | ... | | |
| 15 | 21 to 24 years | ... | ... | | | ... | ... | | |
| 16 | 25 to 64 years | ... | ... | | | ... | ... | | |
| 17 | 65 years and over | ... | ... | | | ... | ... | | |
| 18 | Unknown | ... | ... | | | ... | ... | | |
| 2 | Drivers and passengers of cycles | 740 | 701 | ... | ... | 7 631 | 7 498 | ... | ... |
| 21 | - of which: 0 to 9 years | - | - | - | - | - | - | - | - |
| 22 | 10 to 14 years | ... | ... | ... | ... | ... | ... | ... | ... |
| 23 | 15 to 17 years | ... | ... | ... | ... | ... | ... | ... | ... |
| 24 | 18 to 20 years | ... | ... | ... | ... | ... | ... | ... | ... |
| 25 | 21 to 24 years | ... | ... | ... | ... | ... | ... | ... | ... |
| 26 | 25 to 64 years | ... | ... | ... | ... | ... | ... | ... | ... |
| 27 | 65 years and over | ... | ... | ... | ... | ... | ... | ... | ... |
| 28 | Unknown | ... | ... | ... | ... | ... | ... | ... | ... |
| 3 | Drivers and passengers of mopeds | (a) | (a) | ... | ... | (a) | (a) | ... | ... |
| 31 | - of which: 0 to 9 years | ... | ... | ... | ... | ... | ... | ... | ... |
| 32 | 10 to 14 years | ... | ... | ... | ... | ... | ... | ... | ... |
| 33 | 15 to 17 years | ... | ... | ... | ... | ... | ... | ... | ... |
| 34 | 18 to 20 years | ... | ... | ... | ... | ... | ... | ... | ... |
| 35 | 21 to 24 years | ... | ... | ... | ... | ... | ... | ... | ... |
| 36 | 25 to 64 years | ... | ... | ... | ... | ... | ... | ... | ... |
| 37 | 65 years and over | ... | ... | ... | ... | ... | ... | ... | ... |
| 38 | Unknown | ... | ... | ... | ... | ... | ... | ... | ... |
| 4 | Drivers and passengers of motorcycles | 167 | 147 | ... | ... | 1 592 | 1 444 | ... | ... |
| 41 | - of which: 0 to 9 years | ... | ... | ... | ... | ... | ... | ... | ... |
| 42 | 10 to 14 years | ... | ... | ... | ... | ... | ... | ... | ... |
| 43 | 15 to 17 years | ... | ... | ... | ... | ... | ... | ... | ... |
| 44 | 18 to 20 years | ... | ... | ... | ... | ... | ... | ... | ... |
| 45 | 21 to 24 years | ... | ... | ... | ... | ... | ... | ... | ... |
| 46 | 25 to 64 years | ... | ... | ... | ... | ... | ... | ... | ... |
| 47 | 65 years and over | ... | ... | ... | ... | ... | ... | ... | ... |
| 48 | Unknown | ... | ... | ... | ... | ... | ... | ... | ... |
| 5 | Drivers and passengers of passenger cars | 2 548 | 2 541 | ... | ... | 36 029 | 33 444 | ... | ... |
| 51 | - of which: 0 to 9 years | ... | ... | ... | ... | ... | ... | ... | ... |
| 52 | 10 to 14 years | ... | ... | ... | ... | ... | ... | ... | ... |
| 53 | 15 to 17 years | ... | ... | ... | ... | ... | ... | ... | ... |
| 54 | 18 to 20 years | ... | ... | ... | ... | ... | ... | ... | ... |
| 55 | 21 to 24 years | ... | ... | ... | ... | ... | ... | ... | ... |
| 56 | 25 to 64 years | ... | ... | ... | ... | ... | ... | ... | ... |
| 57 | 65 years and over | ... | ... | ... | ... | ... | ... | ... | ... |
| 58 | Unknown | ... | ... | ... | ... | ... | ... | ... | ... |
| 6 | Drivers and passengers of motor coaches, buses, trolleybuses and tramcars | 22 | 24 | ... | ... | 1 115 | 1 269 | ... | ... |
| 7 | Drivers and passengers of goods road vehicles | 291 | 292 | ... | ... | 2 934 | 3 131 | ... | ... |
| 8 | Other drivers and passengers | 71 | 61 | ... | ... | 549 | 544 | ... | ... |

(a) Included with motor cycles.

(a) Compris sous motocycles.

(a) Включены в мотоциклов.

3. Persons killed or injured in road traffic accidents by category of user and age group

3. Personnes tuées ou blessées dans les accidents de la circulation routière selon la catégorie d'usager de la route et le groupe d'âge

3. Число погибших или раненых в дорожно-транспортных происшествиях по категориям пользователей дорог и группам возраста

Unit : number - Unité : nombre - Единица: число

| Description Description Описание | Killed - tuées - погибших | | | | Injured - blessées - раненых | | | |
|--|---------------------------|------|--------------------|------|------------------------------|------|--------------------|------|
| | Total | | Of which: drivers | | Total | | Of which: drivers | |
| | Total | | Dont: conducteurs | | Total | | Dont: conducteurs | |
| | Всего | | Погибшие: водители | | Всего | | Погибшие: водители | |
| | 2002 | 2003 | 2002 | 2003 | 2002 | 2003 | 2002 | 2003 |

Portugal - Portugal - Португалия 1)

| | | | | | | | | | |
|----------|--|--------------|--------------|------------|------------|---------------|---------------|---------------|---------------|
| 0 | Total (1+2+3+4+5+6+7+8) | 1 469 | 1 356 | 832 | 836 | 56 585 | 55 258 | 31 910 | 31 235 |
| 01 | - of which: 0 to 9 years | 31 | 26 | 3 | 1 | 2 882 | 2 765 | 103 | 80 |
| 02 | 10 to 14 years | 25 | 22 | 5 | 3 | 1 717 | 1 743 | 246 | 252 |
| 03 | 15 to 17 years | 52 | 29 | 23 | 9 | 2 366 | 2 208 | 939 | 871 |
| 04 | 18 to 20 years | 99 | 67 | 64 | 41 | 4 981 | 4 555 | 2 790 | 2 561 |
| 05 | 21 to 24 years | 151 | 157 | 101 | 117 | 6 546 | 6 296 | 4 372 | 4 157 |
| 06 | 25 to 64 years | 827 | 770 | 530 | 548 | 31 635 | 31 425 | 20 761 | 20 646 |
| 07 | 65 years and over | 264 | 264 | 99 | 110 | 5 811 | 5 808 | 2 408 | 2 473 |
| 08 | Unknown | 20 | 21 | 7 | 7 | 647 | 458 | 291 | 195 |
| 1 | Pedestrians | 297 | 246 | | | 7 434 | 7 228 | | |
| 11 | - of which: 0 to 9 years | 10 | 15 | | | 982 | 949 | | |
| 12 | 10 to 14 years | 8 | 4 | | | 612 | 598 | | |
| 13 | 15 to 17 years | 2 | 1 | | | 264 | 266 | | |
| 14 | 18 to 20 years | 2 | 4 | | | 262 | 239 | | |
| 15 | 21 to 24 years | 5 | 4 | | | 299 | 284 | | |
| 16 | 25 to 64 years | 145 | 92 | | | 3 148 | 3 061 | | |
| 17 | 65 years and over | 119 | 120 | | | 1 771 | 1 766 | | |
| 18 | Unknown | 6 | 6 | | | 96 | 65 | | |
| 2 | Drivers and passengers of cycles | 53 | 55 | 53 | 55 | 1 318 | 1 315 | 1 281 | 1 283 |
| 21 | - of which: 0 to 9 years | 2 | 1 | 2 | 1 | 100 | 83 | 97 | 78 |
| 22 | 10 to 14 years | 4 | 3 | 4 | 3 | 222 | 228 | 208 | 216 |
| 23 | 15 to 17 years | 2 | 1 | 2 | 1 | 105 | 131 | 100 | 125 |
| 24 | 18 to 20 years | 1 | 2 | 1 | 2 | 59 | 84 | 58 | 81 |
| 25 | 21 to 24 years | 1 | 2 | 1 | 2 | 80 | 58 | 78 | 58 |
| 26 | 25 to 64 years | 27 | 29 | 27 | 29 | 531 | 507 | 522 | 506 |
| 27 | 65 years and over | 12 | 14 | 12 | 14 | 199 | 203 | 198 | 199 |
| 28 | Unknown | 4 | 3 | 4 | 3 | 22 | 21 | 20 | 20 |
| 3 | Drivers and passengers of mopeds | 127 | 138 | 119 | 128 | 6 431 | 6 110 | 5 561 | 5 345 |
| 31 | - of which: 0 to 9 years | - | - | - | - | 74 | 71 | 3 | 2 |
| 32 | 10 to 14 years | - | - | - | - | 90 | 81 | 27 | 23 |
| 33 | 15 to 17 years | 12 | 3 | 11 | 3 | 539 | 470 | 430 | 377 |
| 34 | 18 to 20 years | 7 | 6 | 6 | 5 | 525 | 496 | 431 | 395 |
| 35 | 21 to 24 years | 6 | 13 | 6 | 13 | 578 | 452 | 505 | 394 |
| 36 | 25 to 64 years | 67 | 73 | 63 | 66 | 3 574 | 3 535 | 3 220 | 3 236 |
| 37 | 65 years and over | 34 | 40 | 32 | 39 | 965 | 963 | 878 | 881 |
| 38 | Unknown | 1 | 3 | 1 | 2 | 86 | 42 | 67 | 37 |
| 4 | Drivers and passengers of motorcycles | 196 | 187 | 179 | 171 | 4 904 | 4 671 | 4 208 | 4 050 |
| 41 | - of which: 0 to 9 years | - | - | - | - | 19 | 19 | - | - |
| 42 | 10 to 14 years | - | - | 1 | - | 36 | 30 | 5 | 7 |
| 43 | 15 to 17 years | 12 | 7 | 9 | 4 | 478 | 443 | 361 | 341 |
| 44 | 18 to 20 years | 21 | 13 | 16 | 11 | 690 | 592 | 544 | 462 |
| 45 | 21 to 24 years | 38 | 39 | 33 | 34 | 880 | 833 | 745 | 704 |
| 46 | 25 to 64 years | 120 | 125 | 115 | 119 | 2 661 | 2 648 | 2 429 | 2 440 |
| 47 | 65 years and over | 4 | 3 | 4 | 3 | 80 | 82 | 76 | 78 |
| 48 | Unknown | 1 | - | 1 | - | 60 | 24 | 48 | 18 |
| 5 | Drivers and passengers of passenger cars | 605 | 539 | 339 | 336 | 27 938 | 27 630 | 15 453 | 15 228 |
| 51 | - of which: 0 to 9 years | 13 | 9 | - | - | 1 467 | 1 463 | 2 | - |
| 52 | 10 to 14 years | 11 | 13 | - | - | 637 | 702 | 4 | 6 |
| 53 | 15 to 17 years | 19 | 16 | - | 1 | 793 | 744 | 34 | 18 |
| 54 | 18 to 20 years | 51 | 35 | 32 | 18 | 2 806 | 2 526 | 1 411 | 1 296 |
| 55 | 21 to 24 years | 83 | 78 | 46 | 52 | 3 588 | 3 634 | 2 274 | 2 279 |
| 56 | 25 to 64 years | 348 | 311 | 227 | 222 | 16 226 | 16 166 | 10 703 | 10 581 |
| 57 | 65 years and over | 73 | 69 | 34 | 41 | 2 118 | 2 154 | 905 | 963 |
| 58 | Unknown | 7 | 8 | - | 2 | 303 | 241 | 120 | 85 |
| 6 | Drivers and passengers of motor coaches, buses, trolleybuses and tramcars | 7 | 2 | 1 | 1 | 463 | 364 | 82 | 62 |
| 7 | Drivers and passengers of goods road vehicles | 136 | 135 | 107 | 96 | 6 126 | 6 969 | 4 256 | 4 567 |
| 8 | Other drivers and passengers | 48 | 54 | 34 | 49 | 1 971 | 971 | 1 069 | 700 |

1) Data refer to continent only.

1) Les données se réfèrent au continent.

1) Данные относятся только к континенту.

3. Persons killed or injured in road traffic accidents by category of user and age group

3. Personnes tuées ou blessées dans les accidents de la circulation routière selon la catégorie d'usager de la route et le groupe d'âge

3. Число погибших или раненых в дорожно-транспортных происшествиях по категориям пользователей дорог и группам возраста

Unit : number - Unité : nombre - Единица: число

| Description Description Описание | Killed - tuées - погибших | | | | Injured - blessées - раненых | | | |
|--|---------------------------|------|--------------------|------|------------------------------|------|--------------------|------|
| | Total | | Of which: drivers | | Total | | Of which: drivers | |
| | Total | | Dont: conducteurs | | Total | | Dont: conducteurs | |
| | Всего | | Погибшие: водители | | Всего | | Погибшие: водители | |
| | 2002 | 2003 | 2002 | 2003 | 2002 | 2003 | 2002 | 2003 |

Romania - Roumanie - Румыния

| | | | | | | | | | |
|----------|--|--------------|--------------|------------|------------|--------------|--------------|--------------|--------------|
| 0 | Total (1+2+3+4+5+6+7+8) | 2 398 | 2 235 | 758 | 770 | 5 777 | 5 538 | 1 528 | 1 411 |
| 01 | - of which: 0 to 9 years | 74 | 42 | - | - | 298 | 243 | - | 1 |
| 02 | 10 to 14 years | 61 | 55 | 5 | 11 | 338 | 290 | 35 | 30 |
| 03 | 15 to 17 years | 47 | 39 | 5 | 5 | 239 | 188 | 38 | 33 |
| 04 | 18 to 20 years | 103 | 87 | 24 | 34 | 259 | 212 | 58 | 50 |
| 05 | 21 to 24 years | 152 | 172 | 54 | 62 | 423 | 378 | 144 | 120 |
| 06 | 25 to 64 years | 1 542 | 1 419 | 575 | 578 | 3 602 | 3 477 | 1 140 | 1 084 |
| 07 | 65 years and over | 419 | 421 | 95 | 80 | 618 | 750 | 113 | 86 |
| 08 | Unknown | - | - | - | - | - | - | - | - |
| 1 | Pedestrians | 1 103 | 968 | | | 2 813 | 2 604 | | |
| 11 | - of which: 0 to 9 years | 74 | 36 | | | 298 | 215 | | |
| 12 | 10 to 14 years | 41 | 35 | | | 262 | 226 | | |
| 13 | 15 to 17 years | 21 | 9 | | | 118 | 114 | | |
| 14 | 18 to 20 years | 30 | 16 | | | 92 | 75 | | |
| 15 | 21 to 24 years | 34 | 41 | | | 121 | 117 | | |
| 16 | 25 to 64 years | 612 | 527 | | | 1 490 | 1 255 | | |
| 17 | 65 years and over | 291 | 304 | | | 432 | 602 | | |
| 18 | Unknown | - | - | | | - | - | | |
| 2 | Drivers and passengers of cycles | 191 | 196 | 191 | 196 | 392 | 357 | 392 | 357 |
| 21 | - of which: 0 to 9 years | - | - | - | - | 8 | - | - | 8 |
| 22 | 10 to 14 years | 5 | 11 | 5 | 11 | 34 | 30 | 34 | 30 |
| 23 | 15 to 17 years | 4 | 3 | 4 | 3 | 29 | 27 | 29 | 27 |
| 24 | 18 to 20 years | 3 | 6 | 3 | 6 | 15 | 14 | 15 | 14 |
| 25 | 21 to 24 years | 4 | 13 | 4 | 13 | 18 | 28 | 18 | 28 |
| 26 | 25 to 64 years | 115 | 118 | 115 | 118 | 229 | 191 | 229 | 191 |
| 27 | 65 years and over | 60 | 45 | 60 | 45 | 67 | 59 | 67 | 59 |
| 28 | Unknown | - | - | - | - | - | - | - | - |
| 3 | Drivers and passengers of mopeds | - | - | - | - | 3 | - | 3 | - |
| 31 | - of which: 0 to 9 years | - | - | - | - | - | - | - | - |
| 32 | 10 to 14 years | - | - | - | - | - | - | - | - |
| 33 | 15 to 17 years | - | - | - | - | 1 | - | 1 | - |
| 34 | 18 to 20 years | - | - | - | - | - | - | - | - |
| 35 | 21 to 24 years | - | - | - | - | - | - | - | - |
| 36 | 25 to 64 years | - | - | - | - | 1 | - | 1 | - |
| 37 | 65 years and over | - | - | - | - | 1 | - | 1 | - |
| 38 | Unknown | - | - | - | - | - | - | - | - |
| 4 | Drivers and passengers of motorcycles | 12 | 24 | 10 | 20 | 67 | 74 | 52 | 58 |
| 41 | - of which: 0 to 9 years | - | - | - | - | - | - | - | - |
| 42 | 10 to 14 years | - | - | - | - | 1 | - | - | - |
| 43 | 15 to 17 years | - | 2 | - | 2 | - | 2 | - | 2 |
| 44 | 18 to 20 years | 3 | - | 2 | - | 8 | 6 | 4 | 4 |
| 45 | 21 to 24 years | 1 | 3 | - | 3 | 19 | 9 | 13 | 5 |
| 46 | 25 to 64 years | 6 | 17 | 6 | 13 | 35 | 54 | 32 | 45 |
| 47 | 65 years and over | 2 | 2 | 2 | 2 | 4 | 3 | 3 | 2 |
| 48 | Unknown | - | - | - | - | - | - | - | - |
| 5 | Drivers and passengers of passenger cars | 945 | 903 | 470 | 455 | 2 207 | 2 001 | 930 | 799 |
| 51 | - of which: 0 to 9 years | - | 6 | - | - | - | 20 | - | - |
| 52 | 10 to 14 years | 14 | 9 | - | - | 39 | 34 | - | - |
| 53 | 15 to 17 years | 20 | 25 | - | - | 89 | 45 | 8 | 4 |
| 54 | 18 to 20 years | 65 | 64 | 19 | 27 | 141 | 117 | 37 | 32 |
| 55 | 21 to 24 years | 109 | 107 | 48 | 45 | 258 | 196 | 108 | 71 |
| 56 | 25 to 64 years | 685 | 648 | 384 | 372 | 1 590 | 1 526 | 759 | 676 |
| 57 | 65 years and over | 52 | 44 | 19 | 11 | 90 | 63 | 18 | 16 |
| 58 | Unknown | - | - | - | - | - | - | - | - |
| 6 | Drivers and passengers of motor coaches, buses, trolleybuses and tramcars | 24 | 22 | 4 | 10 | 74 | 155 | 11 | 45 |
| 7 | Drivers and passengers of goods road vehicles | 49 | 50 | 25 | 35 | 106 | 243 | 50 | 105 |
| 8 | Other drivers and passengers | 74 | 72 | 58 | 54 | 115 | 104 | 90 | 47 |

3. Persons killed or injured in road traffic accidents by category of user and age group

3. Personnes tuées ou blessées dans les accidents de la circulation routière selon la catégorie d'usager de la route et le groupe d'âge

3. Число погибших или раненых в дорожно-транспортных происшествиях по категориям пользователей дорог и группам возраста

Unit : number - Unité : nombre - Единица: число

| Description Description Описание | Killed - tuées - погибших | | | | Injured - blessées - раненых | | | |
|--|---------------------------|---------------|--------------------|---------------|------------------------------|----------------|--------------------|---------------|
| | Total | | Of which: drivers | | Total | | Of which: drivers | |
| | Total | | Dont: conducteurs | | Total | | Dont: conducteurs | |
| | Всего | | Погибшие: водители | | Всего | | Погибшие: водители | |
| | 2002 | 2003 | 2002 | 2003 | 2002 | 2003 | 2002 | 2003 |
| Russian Federation - Fédération de Russie - Российская Федерация | | | | | | | | |
| 0 Total (1+2+3+4+5+6+7+8) | 33 243 | 35 602 | 10 522 | 11 149 | 215 678 | 243 919 | 65 783 | 76 174 |
| 01 - of which: 0 to 9 years | 620 | 640 | 26 | 30 | 8 891 | 10 078 | 438 | 504 |
| 02 10 to 14 years | 597 | 590 | 103 | 100 | 10 904 | 11 282 | 1 475 | 1 642 |
| 03 15 to 17 years | 1 200 | 1 366 | 311 | 341 | 14 430 | 16 362 | 3 478 | 3 849 |
| 04 18 to 20 years | 2 017 | 2 128 | 686 | 699 | 19 924 | 22 672 | 6 064 | 6 773 |
| 05 21 to 24 years | 3 088 | 3 501 | 1 192 | 1 392 | 24 956 | 29 309 | 9 256 | 10 863 |
| 06 25 to 64 years | 20 771 | 21 949 | 7 669 | 8 047 | 121 317 | 137 002 | 43 299 | 50 561 |
| 07 65 years and over | 3 287 | 3 561 | 420 | 430 | 14 159 | 16 039 | 1 686 | 1 917 |
| 08 Unknown | 1 663 | 1 867 | 115 | 110 | 1 097 | 1 175 | 87 | 65 |
| 1 Pedestrians | 13 939 | 15 002 | | | 76 752 | 82 072 | | |
| 11 - of which: 0 to 9 years | 348 | 340 | | | 5 771 | 6 219 | | |
| 12 10 to 14 years | 274 | 260 | | | 6 359 | 6 382 | | |
| 13 15 to 17 years | 377 | 443 | | | 4 769 | 5 315 | | |
| 14 18 to 20 years | 539 | 596 | | | 4 967 | 5 558 | | |
| 15 21 to 24 years | 760 | 855 | | | 5 526 | 6 129 | | |
| 16 25 to 64 years | 7 808 | 8 308 | | | 38 487 | 40 396 | | |
| 17 65 years and over | 2 486 | 2 716 | | | 10 144 | 11 309 | | |
| 18 Unknown | 1 347 | 1 484 | | | 729 | 764 | | |
| 2 Drivers and passengers of cycles | 752 | 727 | 729 | 715 | 4 320 | 4 786 | 4 145 | 4 598 |
| 21 - of which: 0 to 9 years | 28 | 37 | 24 | 30 | 473 | 555 | 432 | 496 |
| 22 10 to 14 years | 78 | 62 | 71 | 61 | 973 | 1 099 | 910 | 1 030 |
| 23 15 to 17 years | 35 | 29 | 32 | 28 | 364 | 387 | 331 | 363 |
| 24 18 to 20 years | 21 | 18 | 19 | 18 | 155 | 166 | 143 | 156 |
| 25 21 to 24 years | 26 | 22 | 25 | 22 | 142 | 172 | 134 | 166 |
| 26 25 to 64 years | 407 | 395 | 401 | 392 | 1 764 | 1 932 | 1 747 | 1 913 |
| 27 65 years and over | 112 | 119 | 112 | 119 | 437 | 459 | 436 | 459 |
| 28 Unknown | 45 | 45 | 45 | 45 | 12 | 16 | 12 | 15 |
| 3 Drivers and passengers of mopeds | 53 | 69 | 48 | 63 | 820 | 931 | 657 | 762 |
| 31 - of which: 0 to 9 years | 1 | - | - | - | 14 | 14 | - | 4 |
| 32 10 to 14 years | 8 | 7 | 6 | 6 | 177 | 224 | 127 | 164 |
| 33 15 to 17 years | 4 | 17 | 4 | 14 | 197 | 208 | 160 | 162 |
| 34 18 to 20 years | 3 | 5 | 3 | 4 | 66 | 64 | 52 | 49 |
| 35 21 to 24 years | 2 | 4 | 2 | 4 | 61 | 82 | 51 | 68 |
| 36 25 to 64 years | 27 | 24 | 24 | 23 | 259 | 296 | 225 | 273 |
| 37 65 years and over | 7 | 9 | 7 | 9 | 37 | 38 | 37 | 38 |
| 38 Unknown | 1 | 3 | 2 | 3 | 9 | 5 | 5 | 4 |
| 4 Drivers and passengers of motorcycles | 2 283 | 2 281 | 1 675 | 1 672 | 18 319 | 18 718 | 11 735 | 12 178 |
| 41 - of which: 0 to 9 years | 8 | 10 | 1 | - | 126 | 122 | 2 | 2 |
| 42 10 to 14 years | 50 | 60 | 19 | 27 | 930 | 880 | 358 | 355 |
| 43 15 to 17 years | 323 | 351 | 205 | 227 | 4 212 | 4 621 | 2 459 | 2 678 |
| 44 18 to 20 years | 401 | 382 | 294 | 292 | 3 860 | 3 789 | 2 489 | 2 520 |
| 45 21 to 24 years | 383 | 438 | 295 | 343 | 3 191 | 3 286 | 2 272 | 2 300 |
| 46 25 to 64 years | 1 007 | 928 | 779 | 709 | 5 628 | 5 652 | 3 884 | 4 059 |
| 47 65 years and over | 83 | 73 | 62 | 53 | 350 | 352 | 255 | 255 |
| 48 Unknown | 28 | 39 | 20 | 21 | 22 | 16 | 16 | 9 |
| 5 Drivers and passengers of passenger cars | 14 156 | 15 556 | 7 021 | 7 691 | 101 061 | 121 148 | 44 158 | 52 881 |
| 51 - of which: 0 to 9 years | 217 | 227 | 1 | - | 2 273 | 2 886 | 2 | 1 |
| 52 10 to 14 years | 157 | 176 | 5 | 5 | 2 067 | 2 332 | 46 | 49 |
| 53 15 to 17 years | 415 | 476 | 67 | 59 | 4 290 | 5 189 | 433 | 532 |
| 54 18 to 20 years | 948 | 1 045 | 330 | 354 | 9 952 | 12 005 | 3 152 | 3 799 |
| 55 21 to 24 years | 1 755 | 2 026 | 792 | 959 | 14 559 | 17 977 | 6 238 | 7 703 |
| 56 25 to 64 years | 9 938 | 10 759 | 5 578 | 6 064 | 65 131 | 77 376 | 33 401 | 39 739 |
| 57 65 years and over | 507 | 566 | 206 | 210 | 2 503 | 3 066 | 846 | 1 031 |
| 58 Unknown | 219 | 281 | 42 | 40 | 286 | 317 | 40 | 27 |
| 6 Drivers and passengers of motor coaches, buses, trolleybuses and tramcars | 337 | 327 | 92 | 80 | 5 599 | 6 098 | 776 | 853 |
| 7 Drivers and passengers of goods road vehicles | 1 087 | 1 093 | 543 | 591 | 6 246 | 7 133 | 3 028 | 3 473 |
| 8 Other drivers and passengers | 636 | 547 | 414 | 337 | 2 579 | 3 033 | 1 284 | 1 429 |

3. Persons killed or injured in road traffic accidents by category of user and age group

3. Personnes tuées ou blessées dans les accidents de la circulation routière selon la catégorie d'usager de la route et le groupe d'âge

3. Число погибших или раненых в дорожно-транспортных происшествиях по категориям пользователей дорог и группам возраста

Unit : number - Unité : nombre - Единица: число

| Description Description Описание | Killed - tuées - погибших | | | | Injured - blessées - раненых | | | |
|--|---------------------------|------------|--------------------|------------|------------------------------|---------------|--------------------|--------------|
| | Total | | Of which: drivers | | Total | | Of which: drivers | |
| | Total | | Dont: conducteurs | | Total | | Dont: conducteurs | |
| | Всего | | Погибшие: водители | | Всего | | Погибшие: водители | |
| | 2002 | 2003 | 2002 | 2003 | 2002 | 2003 | 2002 | 2003 |
| 0 Total (1+2+3+4+5+6+7+8) | 610 | 645 | 280 | 310 | 10 263 | 11 321 | 4 729 | 5 346 |
| 01 - of which: 0 to 9 years | 21 | 11 | - | - | - | - | - | - |
| 02 10 to 14 years | 7 | 8 | 1 | 4 | 505 | 569 | 133 | 154 |
| 03 15 to 17 years | 22 | 11 | 4 | 6 | 484 | 493 | 130 | 132 |
| 04 18 to 20 years | 46 | 33 | 21 | 11 | 934 | 1 076 | 354 | 429 |
| 05 21 to 24 years | 68 | 60 | 38 | 31 | 1 272 | 1 455 | 649 | 768 |
| 06 25 to 64 years | 358 | 440 | 193 | 236 | 5 722 | 6 246 | 3 152 | 3 507 |
| 07 65 years and over | 86 | 79 | 23 | 21 | 699 | 798 | 235 | 274 |
| 08 Unknown | 2 | 3 | - | 1 | 4 | 6 | 1 | - |
| 1 Pedestrians | 191 | 195 | | | 2 107 | 2 119 | | |
| 11 - of which: 0 to 9 years | 15 | 4 | | | ... | ... | | |
| 12 10 to 14 years | 5 | 2 | | | 232 | 218 | | |
| 13 15 to 17 years | 8 | 2 | | | 118 | 123 | | |
| 14 18 to 20 years | 7 | 4 | | | 99 | 109 | | |
| 15 21 to 24 years | 7 | 9 | | | 119 | 101 | | |
| 16 25 to 64 years | 93 | 120 | | | 853 | 878 | | |
| 17 65 years and over | 54 | 52 | | | 331 | 356 | | |
| 18 Unknown | 2 | 2 | | | 2 | 3 | | |
| 2 Drivers and passengers of cycles | 59 | 71 | 58 | 70 | 1 238 | 1 265 | 1 220 | 1 241 |
| 21 - of which: 0 to 9 years | 1 | 1 | - | - | 84 | 92 | 75 | 80 |
| 22 10 to 14 years | - | 4 | - | 4 | 130 | 151 | 126 | 146 |
| 23 15 to 17 years | 1 | 3 | 1 | 3 | 85 | 84 | 83 | 82 |
| 24 18 to 20 years | 3 | - | 3 | - | 54 | 71 | 52 | 71 |
| 25 21 to 24 years | 2 | 3 | 2 | 3 | 66 | 65 | 66 | 64 |
| 26 25 to 64 years | 40 | 48 | 40 | 48 | 673 | 650 | 672 | 647 |
| 27 65 years and over | 12 | 12 | 12 | 12 | 146 | 152 | 146 | 151 |
| 28 Unknown | - | - | - | - | - | - | - | - |
| 3 Drivers and passengers of mopeds | 2 | 3 | 2 | 3 | 147 | 178 | 134 | 163 |
| 31 - of which: 0 to 9 years | - | - | - | - | 4 | 4 | - | 1 |
| 32 10 to 14 years | 1 | - | 1 | - | 3 | 7 | 3 | 3 |
| 33 15 to 17 years | - | - | - | - | 19 | 23 | 12 | 18 |
| 34 18 to 20 years | - | - | - | - | 14 | 11 | 14 | 10 |
| 35 21 to 24 years | - | - | - | - | 15 | 17 | 13 | 16 |
| 36 25 to 64 years | - | 2 | - | 2 | 84 | 102 | 82 | 99 |
| 37 65 years and over | 1 | 1 | 1 | 1 | 10 | 16 | 10 | 16 |
| 38 Unknown | - | - | - | - | - | - | - | - |
| 4 Drivers and passengers of motorcycles | 34 | 29 | 27 | 26 | 372 | 453 | 299 | 356 |
| 41 - of which: 0 to 9 years | - | - | - | - | 1 | 1 | - | - |
| 42 10 to 14 years | - | - | - | - | 7 | 6 | 3 | 3 |
| 43 15 to 17 years | 3 | 1 | 2 | 1 | 31 | 28 | 16 | 16 |
| 44 18 to 20 years | 5 | 4 | 2 | 3 | 67 | 80 | 51 | 54 |
| 45 21 to 24 years | 12 | 6 | 11 | 5 | 91 | 120 | 70 | 91 |
| 46 25 to 64 years | 14 | 18 | 12 | 17 | 174 | 214 | 158 | 188 |
| 47 65 years and over | - | - | - | - | 1 | 4 | 1 | 4 |
| 48 Unknown | - | - | - | - | - | - | - | - |
| 5 Drivers and passengers of passenger cars | 299 | 305 | 175 | 191 | 5 814 | 6 669 | 2 824 | 3 281 |
| 51 - of which: 0 to 9 years | 4 | 5 | - | - | 193 | 240 | - | - |
| 52 10 to 14 years | - | 2 | - | - | 117 | 178 | 1 | 1 |
| 53 15 to 17 years | 10 | 5 | 1 | 2 | 197 | 218 | 19 | 10 |
| 54 18 to 20 years | 30 | 25 | 15 | 8 | 653 | 780 | 230 | 286 |
| 55 21 to 24 years | 47 | 38 | 25 | 22 | 914 | 1 077 | 467 | 555 |
| 56 25 to 64 years | 190 | 218 | 124 | 152 | 3 557 | 3 954 | 2 031 | 2 333 |
| 57 65 years and over | 18 | 12 | 10 | 7 | 181 | 219 | 75 | 96 |
| 58 Unknown | - | - | - | - | 2 | 3 | 1 | - |
| 6 Drivers and passengers of motor coaches, buses, trolleybuses and tramcars | 2 | 18 | - | 2 | 272 | 268 | 55 | 63 |
| 7 Drivers and passengers of goods road vehicles | 17 | 17 | 12 | 13 | 264 | 275 | 167 | 188 |
| 8 Other drivers and passengers | 6 | 7 | 6 | 5 | 49 | 94 | 30 | 54 |

3. Persons killed or injured in road traffic accidents by category of user and age group

3. Personnes tuées ou blessées dans les accidents de la circulation routière selon la catégorie d'usager de la route et le groupe d'âge

3. Число погибших или раненых в дорожно-транспортных происшествиях по категориям пользователей дорог и группам возраста

Unit : number - Unité : nombre - Единица: число

| Description Description Описание | Killed - tuées - погибших | | | | Injured - blessées - раненых | | | |
|--|---------------------------|------------|--------------------|------------|------------------------------|---------------|--------------------|---------------|
| | Total | | Of which: drivers | | Total | | Of which: drivers | |
| | Total | | Dont: conducteurs | | Total | | Dont: conducteurs | |
| | Всего | | Погибшие: водители | | Всего | | Погибшие: водители | |
| | 2002 | 2003 | 2002 | 2003 | 2002 | 2003 | 2002 | 2003 |
| Slovenia - Slovénie - Словения | | | | | | | | |
| 0 Total (1+2+3+4+5+6+7+8) | 268 | 242 | 164 | 132 | 13 930 | 16 703 | 9 198 | 11 267 |
| 01 - of which: 0 to 9 years | 2 | 2 | - | - | 361 | 394 | 41 | 31 |
| 02 10 to 14 years | 1 | 1 | - | 1 | 444 | 427 | 149 | 81 |
| 03 15 to 17 years | 11 | 8 | 3 | 6 | 852 | 845 | 437 | 370 |
| 04 18 to 20 years | 25 | 20 | 14 | 14 | 1 596 | 2 068 | 992 | 1 289 |
| 05 21 to 24 years | 32 | 30 | 24 | 13 | 2 261 | 2 816 | 1 614 | 2 012 |
| 06 25 to 64 years | 150 | 129 | 95 | 77 | 7 713 | 9 393 | 5 634 | 7 056 |
| 07 65 years and over | 47 | 52 | 28 | 21 | 703 | 759 | 331 | 378 |
| 08 Unknown | - | - | - | - | - | - | - | - |
| 1 Pedestrians | 40 | 38 | | | 924 | 859 | | |
| 11 - of which: 0 to 9 years | 2 | 1 | | | 113 | 72 | | |
| 12 10 to 14 years | - | - | | | 97 | 59 | | |
| 13 15 to 17 years | 2 | - | | | 63 | 75 | | |
| 14 18 to 20 years | 1 | 1 | | | 52 | 48 | | |
| 15 21 to 24 years | - | 2 | | | 34 | 53 | | |
| 16 25 to 64 years | 21 | 14 | | | 369 | 375 | | |
| 17 65 years and over | 14 | 20 | | | 196 | 177 | | |
| 18 Unknown | - | - | | | - | - | | |
| 2 Drivers and passengers of cycles | 18 | 14 | 18 | 14 | 848 | 940 | 848 | 940 |
| 21 - of which: 0 to 9 years | - | - | - | - | 38 | 31 | 38 | 31 |
| 22 10 to 14 years | - | - | - | - | 80 | 75 | 80 | 75 |
| 23 15 to 17 years | 1 | 2 | 1 | 2 | 69 | 65 | 69 | 65 |
| 24 18 to 20 years | 1 | 1 | 1 | 1 | 43 | 53 | 43 | 53 |
| 25 21 to 24 years | 1 | 1 | 1 | 1 | 53 | 68 | 53 | 68 |
| 26 25 to 64 years | 4 | 6 | 4 | 6 | 467 | 534 | 467 | 534 |
| 27 65 years and over | 11 | 4 | 11 | 4 | 98 | 114 | 98 | 114 |
| 28 Unknown | - | - | - | - | - | - | - | - |
| 3 Drivers and passengers of mopeds | 5 | 6 | 5 | 6 | 652 | 590 | 652 | 590 |
| 31 - of which: 0 to 9 years | - | - | - | - | - | - | - | - |
| 32 10 to 14 years | - | - | - | - | 63 | 50 | 63 | 50 |
| 33 15 to 17 years | - | 1 | - | 1 | 296 | 242 | 296 | 242 |
| 34 18 to 20 years | 1 | - | 1 | - | 76 | 78 | 76 | 78 |
| 35 21 to 24 years | 1 | - | 1 | - | 35 | 37 | 35 | 37 |
| 36 25 to 64 years | 2 | 5 | 2 | 5 | 154 | 159 | 154 | 159 |
| 37 65 years and over | 1 | - | 1 | - | 28 | 24 | 28 | 24 |
| 38 Unknown | - | - | - | - | - | - | - | - |
| 4 Drivers and passengers of motorcycles | 18 | 6 | 18 | 6 | 433 | 532 | 433 | 532 |
| 41 - of which: 0 to 9 years | - | - | - | - | - | - | - | - |
| 42 10 to 14 years | - | - | - | - | - | 1 | - | 1 |
| 43 15 to 17 years | 2 | 1 | 2 | 1 | 51 | 39 | 51 | 39 |
| 44 18 to 20 years | 1 | - | 1 | - | 25 | 43 | 25 | 43 |
| 45 21 to 24 years | 4 | - | 4 | - | 80 | 85 | 80 | 85 |
| 46 25 to 64 years | 11 | 5 | 11 | 5 | 272 | 353 | 272 | 353 |
| 47 65 years and over | - | - | - | - | 5 | 11 | 5 | 11 |
| 48 Unknown | - | - | - | - | - | - | - | - |
| 5 Drivers and passengers of passenger cars | 110 | 94 | 110 | 94 | 6 912 | 8 693 | 6 912 | 8 693 |
| 51 - of which: 0 to 9 years | - | - | - | - | 1 | - | 1 | - |
| 52 10 to 14 years | - | - | - | - | 5 | 5 | 5 | 5 |
| 53 15 to 17 years | - | 2 | - | 2 | 20 | 20 | 20 | 20 |
| 54 18 to 20 years | 10 | 13 | 10 | 13 | 825 | 1 096 | 825 | 1 096 |
| 55 21 to 24 years | 16 | 12 | 16 | 12 | 1 402 | 1 765 | 1 402 | 1 765 |
| 56 25 to 64 years | 69 | 53 | 69 | 53 | 4 466 | 5 588 | 4 466 | 5 588 |
| 57 65 years and over | 15 | 14 | 15 | 14 | 193 | 219 | 193 | 219 |
| 58 Unknown | - | - | - | - | - | - | - | - |
| 6 Drivers and passengers of motor coaches, buses, trolleybuses and tramcars | - | - | - | - | 8 | 10 | 8 | 10 |
| 7 Drivers and passengers of goods road vehicles | 5 | 4 | 5 | 4 | 229 | 303 | 229 | 303 |
| 8 Other drivers and passengers | 72 | 73 | 8 | 8 | 3 924 | 4 767 | 116 | 199 |

3. Persons killed or injured in road traffic accidents by category of user and age group

3. Personnes tuées ou blessées dans les accidents de la circulation routière selon la catégorie d'usager de la route et le groupe d'âge

3. Число погибших или раненых в дорожно-транспортных происшествиях по категориям пользователей дорог и группам возраста

Unit : number - Unité : nombre - Единица: число

| Description Description Описание | Killed - tuées - погибших | | | | Injured - blessées - раненых | | | |
|--|---------------------------|--------------|--------------------|--------------|------------------------------|----------------|--------------------|---------------|
| | Total | | Of which: drivers | | Total | | Of which: drivers | |
| | Total | | Dont: conducteurs | | Total | | Dont: conducteurs | |
| | Всего | | Погибшие: водители | | Всего | | Погибшие: водители | |
| | 2002 | 2003 | 2002 | 2003 | 2002 | 2003 | 2002 | 2003 |
| 0 Total (1+2+3+4+5+6+7+8) | 5 347 | 5 399 | 3 140 | 3 196 | 146 917 | 150 635 | 86 372 | 88 488 |
| 01 - of which: 0 to 9 years | 80 | 92 | - | 1 | 3 332 | 3 610 | 54 | 64 |
| 02 10 to 14 years | 67 | 61 | 11 | 11 | 2 970 | 3 091 | 521 | 493 |
| 03 15 to 17 years | 172 | 191 | 81 | 80 | 7 727 | 7 512 | 4 369 | 4 050 |
| 04 18 to 20 years | 374 | 415 | 200 | 218 | 14 044 | 13 915 | 8 042 | 7 904 |
| 05 21 to 24 years | 566 | 561 | 350 | 363 | 19 359 | 19 226 | 12 313 | 12 191 |
| 06 25 to 64 years | 3 111 | 3 104 | 2 119 | 2 174 | 78 211 | 82 047 | 53 012 | 55 872 |
| 07 65 years and over | 830 | 811 | 336 | 304 | 10 343 | 10 354 | 3 889 | 3 920 |
| 08 Unknown | 147 | 164 | 43 | 45 | 10 931 | 10 880 | 4 172 | 3 994 |
| 1 Pedestrians | 776 | 787 | | | 12 128 | 11 815 | | |
| 11 - of which: 0 to 9 years | 21 | 21 | | | 933 | 950 | | |
| 12 10 to 14 years | 15 | 13 | | | 642 | 645 | | |
| 13 15 to 17 years | 15 | 18 | | | 327 | 327 | | |
| 14 18 to 20 years | 16 | 21 | | | 427 | 425 | | |
| 15 21 to 24 years | 27 | 20 | | | 516 | 526 | | |
| 16 25 to 64 years | 340 | 319 | | | 4 705 | 4 586 | | |
| 17 65 years and over | 289 | 305 | | | 3 042 | 2 846 | | |
| 18 Unknown | 53 | 70 | | | 1 536 | 1 510 | | |
| 2 Drivers and passengers of cycles | 96 | 78 | 96 | 77 | 2 082 | 2 123 | 2 041 | 2 086 |
| 21 - of which: 0 to 9 years | - | 1 | - | 1 | 62 | 69 | 54 | 64 |
| 22 10 to 14 years | 5 | 4 | 5 | 4 | 212 | 235 | 203 | 219 |
| 23 15 to 17 years | 2 | 6 | 2 | 6 | 153 | 156 | 143 | 151 |
| 24 18 to 20 years | 2 | 2 | 2 | 2 | 119 | 126 | 117 | 125 |
| 25 21 to 24 years | 3 | 6 | 3 | 5 | 155 | 167 | 154 | 166 |
| 26 25 to 64 years | 53 | 40 | 53 | 40 | 980 | 984 | 973 | 980 |
| 27 65 years and over | 30 | 16 | 30 | 16 | 206 | 171 | 205 | 170 |
| 28 Unknown | 1 | 3 | 1 | 3 | 195 | 215 | 192 | 211 |
| 3 Drivers and passengers of mopeds | 383 | 391 | 347 | 343 | 23 969 | 22 590 | 19 863 | 18 779 |
| 31 - of which: 0 to 9 years | 1 | - | - | - | 34 | 38 | - | - |
| 32 10 to 14 years | 9 | 9 | 6 | 7 | 503 | 465 | 298 | 250 |
| 33 15 to 17 years | 76 | 82 | 67 | 62 | 5 150 | 4 770 | 4 041 | 3 757 |
| 34 18 to 20 years | 70 | 74 | 62 | 66 | 5 509 | 5 020 | 4 505 | 4 072 |
| 35 21 to 24 years | 43 | 41 | 38 | 36 | 3 958 | 3 573 | 3 361 | 3 054 |
| 36 25 to 64 years | 124 | 135 | 118 | 129 | 6 601 | 6 670 | 5 941 | 6 056 |
| 37 65 years and over | 47 | 35 | 47 | 34 | 494 | 464 | 475 | 452 |
| 38 Unknown | 13 | 15 | 9 | 9 | 1 720 | 1 590 | 1 242 | 1 138 |
| 4 Drivers and passengers of motorcycles | 401 | 367 | 360 | 332 | 10 298 | 10 136 | 8 983 | 8 950 |
| 41 - of which: 0 to 9 years | - | - | - | - | 13 | 12 | - | - |
| 42 10 to 14 years | 1 | - | - | - | 39 | 35 | 6 | 7 |
| 43 15 to 17 years | 12 | 8 | 6 | 5 | 172 | 128 | 101 | 61 |
| 44 18 to 20 years | 16 | 15 | 14 | 13 | 461 | 424 | 327 | 334 |
| 45 21 to 24 years | 51 | 41 | 42 | 31 | 1 163 | 947 | 925 | 766 |
| 46 25 to 64 years | 308 | 293 | 287 | 274 | 7 720 | 7 881 | 7 027 | 7 178 |
| 47 65 years and over | 1 | 2 | 1 | 2 | 104 | 69 | 96 | 65 |
| 48 Unknown | 12 | 8 | 10 | 7 | 626 | 640 | 501 | 539 |
| 5 Drivers and passengers of passenger cars | 3 118 | 3 216 | 1 922 | 2 044 | 85 993 | 90 792 | 48 471 | 51 377 |
| 51 - of which: 0 to 9 years | 43 | 63 | - | - | 2 074 | 2 277 | - | - |
| 52 10 to 14 years | 33 | 31 | - | - | 1 377 | 1 465 | 10 | 14 |
| 53 15 to 17 years | 61 | 72 | 4 | 7 | 1 703 | 1 823 | 74 | 67 |
| 54 18 to 20 years | 257 | 282 | 118 | 127 | 6 998 | 7 372 | 2 904 | 3 168 |
| 55 21 to 24 years | 397 | 417 | 235 | 271 | 12 418 | 12 797 | 7 246 | 7 556 |
| 56 25 to 64 years | 1 852 | 1 896 | 1 322 | 1 402 | 49 757 | 53 128 | 33 422 | 35 815 |
| 57 65 years and over | 414 | 393 | 224 | 212 | 5 562 | 5 815 | 2 773 | 2 888 |
| 58 Unknown | 61 | 62 | 19 | 25 | 6 104 | 6 115 | 2 042 | 1 869 |
| 6 Drivers and passengers of motor coaches, buses, trolleybuses and tramcars | 15 | 27 | 4 | 3 | 1 879 | 2 276 | 151 | 193 |
| 7 Drivers and passengers of goods road vehicles | 515 | 476 | 380 | 346 | 9 869 | 10 088 | 6 415 | 6 609 |
| 8 Other drivers and passengers | 43 | 57 | 31 | 51 | 699 | 815 | 448 | 494 |

3. Persons killed or injured in road traffic accidents by category of user and age group

3. Personnes tuées ou blessées dans les accidents de la circulation routière selon la catégorie d'utilisateur de la route et le groupe d'âge

3. Число погибших или раненых в дорожно-транспортных происшествиях по категориям пользователей дорог и группам возраста

Unit : number - Unité : nombre - Единица: число

| Description Description Описание | Killed - tuées - погибших | | | | Injured - blessées - раненых | | | |
|--|---------------------------|------------|--------------------|------------|------------------------------|---------------|--------------------|---------------|
| | Total | | Of which: drivers | | Total | | Of which: drivers | |
| | Total | | Dont: conducteurs | | Total | | Dont: conducteurs | |
| | Всего | | Погибшие: водители | | Всего | | Погибшие: водители | |
| | 2002 | 2003 | 2002 | 2003 | 2002 | 2003 | 2002 | 2003 |
| 0 Total (1+2+3+4+5+6+7+8) | 560 | 529 | 378 | 360 | 24 747 | 27 103 | 16 752 | 18 263 |
| 01 - of which: 0 to 9 years | 9 | 10 | - | - | 774 | 850 | 78 | 70 |
| 02 10 to 14 years | 9 | 11 | 2 | 4 | 1 164 | 1 230 | 391 | 431 |
| 03 15 to 17 years | 20 | 23 | 9 | 7 | 1 682 | 1 918 | 924 | 1 041 |
| 04 18 to 20 years | 49 | 49 | 30 | 37 | 2 276 | 2 578 | 1 407 | 1 556 |
| 05 21 to 24 years | 51 | 44 | 39 | 33 | 2 563 | 2 714 | 1 753 | 1 856 |
| 06 25 to 64 years | 283 | 274 | 215 | 209 | 13 895 | 15 473 | 10 731 | 11 842 |
| 07 65 years and over | 139 | 118 | 83 | 70 | 2 178 | 2 278 | 1 388 | 1 453 |
| 08 Unknown | - | - | - | - | 215 | 62 | 80 | 44 |
| 1 Pedestrians | 58 | 55 | | | 1 452 | 1 618 | | |
| 11 - of which: 0 to 9 years | 3 | 2 | | | 135 | 125 | | |
| 12 10 to 14 years | 1 | 3 | | | 156 | 146 | | |
| 13 15 to 17 years | 1 | 2 | | | 99 | 123 | | |
| 14 18 to 20 years | 1 | 3 | | | 104 | 102 | | |
| 15 21 to 24 years | 3 | 2 | | | 101 | 105 | | |
| 16 25 to 64 years | 19 | 21 | | | 588 | 693 | | |
| 17 65 years and over | 30 | 22 | | | 248 | 310 | | |
| 18 Unknown | - | - | | | 21 | 14 | | |
| 2 Drivers and passengers of cycles | 42 | 35 | 42 | 34 | 2 327 | 2 277 | 2 210 | 2 244 |
| 21 - of which: 0 to 9 years | - | 1 | - | - | 87 | 77 | 77 | 67 |
| 22 10 to 14 years | 2 | 3 | 2 | 3 | 299 | 347 | 286 | 338 |
| 23 15 to 17 years | 1 | - | 1 | - | 166 | 143 | 163 | 143 |
| 24 18 to 20 years | 2 | - | 2 | - | 105 | 110 | 105 | 108 |
| 25 21 to 24 years | - | - | - | - | 172 | 148 | 172 | 148 |
| 26 25 to 64 years | 17 | 19 | 17 | 19 | 1 143 | 1 216 | 1 143 | 1 214 |
| 27 65 years and over | 20 | 12 | 20 | 12 | 251 | 228 | 251 | 228 |
| 28 Unknown | - | - | - | - | 14 | 8 | 13 | 8 |
| 3 Drivers and passengers of mopeds | 12 | 9 | 9 | 8 | 1 120 | 1 433 | 958 | 1 205 |
| 31 - of which: 0 to 9 years | - | - | - | - | 1 | 4 | - | - |
| 32 10 to 14 years | - | - | - | - | 130 | 155 | 83 | 75 |
| 33 15 to 17 years | 7 | 2 | 4 | 1 | 663 | 889 | 577 | 782 |
| 34 18 to 20 years | 1 | 1 | 1 | 1 | 64 | 61 | 56 | 45 |
| 35 21 to 24 years | - | - | - | - | 35 | 39 | 31 | 31 |
| 36 25 to 64 years | 3 | 4 | 3 | 4 | 197 | 252 | 185 | 239 |
| 37 65 years and over | 1 | 2 | 1 | 2 | 22 | 24 | 21 | 24 |
| 38 Unknown | - | - | - | - | 8 | 9 | 5 | 9 |
| 4 Drivers and passengers of motorcycles | 37 | 47 | 34 | 45 | 1 240 | 1 214 | 1 092 | 1 097 |
| 41 - of which: 0 to 9 years | - | - | - | - | 4 | 3 | 1 | 1 |
| 42 10 to 14 years | - | 1 | - | 1 | 33 | 24 | 12 | 10 |
| 43 15 to 17 years | 1 | 1 | 1 | 1 | 146 | 56 | 122 | 41 |
| 44 18 to 20 years | 1 | 5 | 1 | 4 | 55 | 51 | 39 | 38 |
| 45 21 to 24 years | 10 | 8 | 9 | 8 | 140 | 149 | 130 | 135 |
| 46 25 to 64 years | 23 | 32 | 21 | 31 | 840 | 910 | 767 | 851 |
| 47 65 years and over | 2 | - | 2 | - | 18 | 16 | 17 | 16 |
| 48 Unknown | - | - | - | - | 4 | 5 | 4 | 5 |
| 5 Drivers and passengers of passenger cars | 379 | 346 | 271 | 250 | 16 941 | 19 037 | 11 324 | 12 732 |
| 51 - of which: 0 to 9 years | 4 | 7 | - | - | 502 | 611 | - | - |
| 52 10 to 14 years | 5 | 4 | - | - | 476 | 477 | 5 | 5 |
| 53 15 to 17 years | 9 | 15 | 3 | 4 | 525 | 615 | 37 | 46 |
| 54 18 to 20 years | 42 | 37 | 24 | 29 | 1 824 | 2 149 | 1 132 | 1 311 |
| 55 21 to 24 years | 36 | 32 | 28 | 23 | 1 924 | 2 130 | 1 298 | 1 441 |
| 56 25 to 64 years | 200 | 175 | 156 | 140 | 9 978 | 11 393 | 7 736 | 8 751 |
| 57 65 years and over | 83 | 76 | 60 | 54 | 1 558 | 1 641 | 1 065 | 1 158 |
| 58 Unknown | - | - | - | - | 154 | 21 | 51 | 20 |
| 6 Drivers and passengers of motor coaches, buses, trolleybuses and tramcars | 5 | 10 | - | - | 396 | 345 | 75 | 73 |
| 7 Drivers and passengers of goods road vehicles | 21 | 22 | 18 | 18 | 1 216 | 927 | 988 | 773 |
| 8 Other drivers and passengers | 6 | 5 | 4 | 5 | 145 | 252 | 105 | 142 |

Sweden - Suède - Швеция

3. Persons killed or injured in road traffic accidents by category of user and age group

3. Personnes tuées ou blessées dans les accidents de la circulation routière selon la catégorie d'usager de la route et le groupe d'âge

3. Число погибших или раненых в дорожно-транспортных происшествиях по категориям пользователей дорог и группам возраста

Unit : number - Unité : nombre - Единица: число

| Description Description Описание | Killed - tuées - погибших | | | | Injured - blessées - раненых | | | |
|--|---------------------------|------------|--------------------|------------|------------------------------|---------------|--------------------|---------------|
| | Total | | Of which: drivers | | Total | | Of which: drivers | |
| | Total | | Dont: conducteurs | | Total | | Dont: conducteurs | |
| | Всего | | Погибшие: водители | | Всего | | Погибшие: водители | |
| | 2002 | 2003 | 2002 | 2003 | 2002 | 2003 | 2002 | 2003 |
| Switzerland - Suisse - Швейцария | | | | | | | | |
| 0 Total (1+2+3+4+5+6+7+8) | 513 | 546 | 344 | 371 | 29 774 | 30 098 | 21 188 | 21 634 |
| 01 - of which: 0 to 9 years | 18 | 16 | 3 | 1 | 1 095 | 1 042 | 194 | 171 |
| 02 10 to 14 years | 3 | 7 | 2 | 4 | 1 210 | 1 228 | 605 | 628 |
| 03 15 to 17 years | 14 | 16 | 4 | 6 | 1 987 | 1 939 | 1 301 | 1 239 |
| 04 18 to 20 years | 55 | 56 | 35 | 40 | 2 839 | 2 817 | 1 951 | 1 959 |
| 05 21 to 24 years | 49 | 51 | 37 | 40 | 3 121 | 3 093 | 2 310 | 2 304 |
| 06 25 to 64 years | 268 | 275 | 223 | 222 | 16 975 | 17 489 | 13 455 | 13 903 |
| 07 65 years and over | 106 | 125 | 40 | 58 | 2 547 | 2 490 | 1 372 | 1 430 |
| 08 Unknown | - | - | - | - | - | - | - | - |
| 1 Pedestrians | 96 | 91 | | | 2 574 | 2 439 | | |
| 11 - of which: 0 to 9 years | 7 | 10 | | | 486 | 464 | | |
| 12 10 to 14 years | - | - | | | 261 | 234 | | |
| 13 15 to 17 years | 2 | 1 | | | 121 | 111 | | |
| 14 18 to 20 years | 2 | 2 | | | 109 | 125 | | |
| 15 21 to 24 years | 2 | 2 | | | 107 | 115 | | |
| 16 25 to 64 years | 23 | 24 | | | 912 | 867 | | |
| 17 65 years and over | 60 | 52 | | | 578 | 523 | | |
| 18 Unknown | - | - | | | - | - | | |
| 2 Drivers and passengers of cycles | 26 | 48 | 26 | 48 | 3 152 | 3 305 | 3 136 | 3 284 |
| 21 - of which: 0 to 9 years | 3 | 1 | 3 | 1 | 179 | 149 | 174 | 138 |
| 22 10 to 14 years | 1 | 3 | 1 | 3 | 411 | 439 | 407 | 434 |
| 23 15 to 17 years | - | 4 | - | 4 | 257 | 264 | 256 | 261 |
| 24 18 to 20 years | 2 | - | 2 | - | 152 | 159 | 152 | 159 |
| 25 21 to 24 years | 1 | 3 | 1 | 3 | 169 | 198 | 168 | 198 |
| 26 25 to 64 years | 12 | 23 | 12 | 23 | 1 723 | 1 798 | 1 718 | 1 797 |
| 27 65 years and over | 7 | 14 | 7 | 14 | 261 | 298 | 261 | 297 |
| 28 Unknown | - | - | - | - | - | - | - | - |
| 3 Drivers and passengers of mopeds | 8 | 17 | 8 | 16 | 1 080 | 959 | 1 058 | 933 |
| 31 - of which: 0 to 9 years | - | - | - | - | 1 | 2 | - | - |
| 32 10 to 14 years | 1 | 2 | 1 | 1 | 186 | 169 | 175 | 161 |
| 33 15 to 17 years | - | - | - | - | 319 | 301 | 313 | 291 |
| 34 18 to 20 years | - | - | - | - | 83 | 70 | 80 | 68 |
| 35 21 to 24 years | - | - | - | - | 26 | 26 | 26 | 25 |
| 36 25 to 64 years | 1 | 6 | 1 | 6 | 311 | 273 | 310 | 270 |
| 37 65 years and over | 6 | 9 | 6 | 9 | 154 | 118 | 154 | 118 |
| 38 Unknown | - | - | - | - | - | - | - | - |
| 4 Drivers and passengers of motorcycles | 88 | 100 | 86 | 98 | 4 976 | 5 394 | 4 537 | 4 962 |
| 41 - of which: 0 to 9 years | - | - | - | - | 9 | 8 | - | - |
| 42 10 to 14 years | - | - | - | - | 45 | 48 | 5 | 8 |
| 43 15 to 17 years | 2 | 2 | 2 | 2 | 840 | 755 | 709 | 645 |
| 44 18 to 20 years | 4 | 8 | 4 | 8 | 609 | 618 | 540 | 562 |
| 45 21 to 24 years | 13 | 9 | 12 | 9 | 439 | 476 | 400 | 439 |
| 46 25 to 64 years | 65 | 78 | 64 | 76 | 2 907 | 3 364 | 2 759 | 3 186 |
| 47 65 years and over | 4 | 3 | 4 | 3 | 127 | 125 | 124 | 122 |
| 48 Unknown | - | - | - | - | - | - | - | - |
| 5 Drivers and passengers of passenger cars | 274 | 260 | 206 | 189 | 16 862 | 16 712 | 11 764 | 11 697 |
| 51 - of which: 0 to 9 years | 7 | 5 | - | - | 373 | 362 | 1 | - |
| 52 10 to 14 years | 1 | 2 | - | - | 268 | 264 | 2 | 1 |
| 53 15 to 17 years | 8 | 7 | - | - | 402 | 448 | 16 | 31 |
| 54 18 to 20 years | 45 | 44 | 27 | 31 | 1 813 | 1 768 | 1 140 | 1 129 |
| 55 21 to 24 years | 31 | 35 | 23 | 26 | 2 296 | 2 170 | 1 665 | 1 575 |
| 56 25 to 64 years | 157 | 127 | 136 | 104 | 10 379 | 10 374 | 8 124 | 8 094 |
| 57 65 years and over | 25 | 40 | 20 | 28 | 1 331 | 1 326 | 816 | 867 |
| 58 Unknown | - | - | - | - | - | - | - | - |
| 6 Drivers and passengers of motor coaches, buses, trolleybuses and tramcars | 1 | 4 | - | - | 244 | 311 | 32 | 37 |
| 7 Drivers and passengers of goods road vehicles | 8 | 13 | 7 | 10 | 685 | 688 | 522 | 531 |
| 8 Other drivers and passengers | 12 | 13 | 11 | 10 | 201 | 290 | 139 | 190 |

3. Persons killed or injured in road traffic accidents by category of user and age group

3. Personnes tuées ou blessées dans les accidents de la circulation routière selon la catégorie d'usager de la route et le groupe d'âge

3. Число погибших или раненых в дорожно-транспортных происшествиях по категориям пользователей дорог и группам возраста

Unit : number - Unité : nombre - Единица: число

| Description Description Описание | Killed - tuées - погибших | | | | Injured - blessées - раненых | | | |
|--|---------------------------|------|--------------------|------|------------------------------|------|--------------------|------|
| | Total | | Of which: drivers | | Total | | Of which: drivers | |
| | Total | | Dont: conducteurs | | Total | | Dont: conducteurs | |
| | Всего | | Погибшие: водители | | Всего | | Погибшие: водители | |
| | 2002 | 2003 | 2002 | 2003 | 2002 | 2003 | 2002 | 2003 |

The FYR of Macedonia 1)

| | | | | | | | | | |
|----------|--|------------|------------|-----------|-----------|--------------|--------------|------------|--------------|
| 0 | Total (1+2+3+4+5+6+7+8) | 176 | 118 | 76 | 59 | 2 424 | 2 750 | 954 | 1 155 |
| 01 | - of which: 0 to 9 years | 8 | 7 | - | - | 165 | 214 | 10 | 21 |
| 02 | 10 to 14 years | 4 | 3 | 1 | 1 | 111 | 130 | 23 | 37 |
| 03 | 15 to 17 years | 10 | 3 | - | 1 | 165 | 163 | 45 | 53 |
| 04 | 18 to 20 years | 13 | 9 | 3 | 3 | 309 | 292 | 88 | 101 |
| 05 | 21 to 24 years | 17 | 7 | 7 | 4 | 307 | 345 | 145 | 158 |
| 06 | 25 to 64 years | 101 | 70 | 60 | 42 | 1 214 | 1 458 | 599 | 738 |
| 07 | 65 years and over | 23 | 19 | 5 | 8 | 152 | 147 | 44 | 47 |
| 08 | Unknown | - | - | - | - | 1 | 1 | - | - |
| 1 | Pedestrians | 34 | 28 | | | 499 | 596 | | |
| 11 | - of which: 0 to 9 years | 4 | 4 | | | 122 | 131 | | |
| 12 | 10 to 14 years | 2 | - | | | 47 | 58 | | |
| 13 | 15 to 17 years | 2 | - | | | 43 | 37 | | |
| 14 | 18 to 20 years | 1 | 2 | | | 34 | 41 | | |
| 15 | 21 to 24 years | - | - | | | 21 | 31 | | |
| 16 | 25 to 64 years | 12 | 12 | | | 158 | 228 | | |
| 17 | 65 years and over | 13 | 10 | | | 74 | 70 | | |
| 18 | Unknown | - | - | | | - | - | | |
| 2 | Drivers and passengers of cycles | 6 | 8 | 6 | 8 | 113 | 138 | 111 | 136 |
| 21 | - of which: 0 to 9 years | - | - | - | - | 10 | 22 | 10 | 21 |
| 22 | 10 to 14 years | 1 | 1 | 1 | 1 | 14 | 29 | 14 | 28 |
| 23 | 15 to 17 years | - | - | - | - | 10 | 9 | 8 | 9 |
| 24 | 18 to 20 years | - | - | - | - | 6 | 16 | 6 | 16 |
| 25 | 21 to 24 years | - | - | - | - | 5 | 4 | 5 | 4 |
| 26 | 25 to 64 years | 3 | 3 | 3 | 3 | 45 | 42 | 45 | 42 |
| 27 | 65 years and over | 2 | 4 | 2 | 4 | 23 | 16 | 23 | 16 |
| 28 | Unknown | - | - | - | - | - | - | - | - |
| 3 | Drivers and passengers of mopeds | 2 | 3 | 2 | - | 125 | 144 | 102 | 118 |
| 31 | - of which: 0 to 9 years | - | 1 | - | - | - | 3 | - | - |
| 32 | 10 to 14 years | - | 1 | - | - | 9 | 7 | 6 | 5 |
| 33 | 15 to 17 years | - | - | - | - | 30 | 34 | 21 | 25 |
| 34 | 18 to 20 years | - | - | - | - | 21 | 22 | 15 | 15 |
| 35 | 21 to 24 years | - | - | - | - | 24 | 17 | 20 | 15 |
| 36 | 25 to 64 years | 2 | 1 | 2 | - | 37 | 59 | 36 | 55 |
| 37 | 65 years and over | - | - | - | - | 4 | 3 | 4 | 3 |
| 38 | Unknown | - | - | - | - | - | - | - | - |
| 4 | Drivers and passengers of motorcycles | 5 | 4 | 4 | 2 | 99 | 138 | 71 | 110 |
| 41 | - of which: 0 to 9 years | - | - | - | - | - | 1 | - | - |
| 42 | 10 to 14 years | - | 1 | - | - | 1 | 4 | 1 | 2 |
| 43 | 15 to 17 years | - | - | - | - | 20 | 18 | 12 | 12 |
| 44 | 18 to 20 years | 1 | - | 1 | - | 27 | 24 | 16 | 18 |
| 45 | 21 to 24 years | 3 | - | 2 | - | 17 | 29 | 14 | 24 |
| 46 | 25 to 64 years | 1 | 3 | 1 | 2 | 33 | 57 | 27 | 50 |
| 47 | 65 years and over | - | - | - | - | 1 | 4 | 1 | 4 |
| 48 | Unknown | - | - | - | - | - | - | - | - |
| 5 | Drivers and passengers of passenger cars | 104 | 62 | 47 | 40 | 1 445 | 1 558 | 598 | 698 |
| 51 | - of which: 0 to 9 years | 4 | 1 | - | - | 32 | 51 | - | - |
| 52 | 10 to 14 years | 1 | - | - | - | 34 | 29 | 2 | 2 |
| 53 | 15 to 17 years | 8 | 2 | - | 1 | 60 | 58 | 4 | 7 |
| 54 | 18 to 20 years | 10 | 6 | 2 | 3 | 213 | 160 | 47 | 49 |
| 55 | 21 to 24 years | 13 | 7 | 4 | 4 | 228 | 255 | 99 | 112 |
| 56 | 25 to 64 years | 63 | 43 | 40 | 30 | 837 | 962 | 434 | 511 |
| 57 | 65 years and over | 5 | 3 | 1 | 2 | 41 | 42 | 12 | 17 |
| 58 | Unknown | - | - | - | - | - | 1 | - | - |
| 6 | Drivers and passengers of motor coaches, buses, trolleybuses and tramcars | - | - | - | - | 10 | 35 | 2 | 4 |
| 7 | Drivers and passengers of goods road vehicles | 11 | 7 | 9 | 5 | 78 | 93 | 38 | 59 |
| 8 | Other drivers and passengers | 14 | 6 | 8 | 4 | 55 | 48 | 32 | 30 |

1) The former Yugoslav Republic of Macedonia.

1) L'ex-République yougoslave de Macédoine.

1) Бывшая Югославская Республика Македония.

3. Persons killed or injured in road traffic accidents by category of user and age group

3. Personnes tuées ou blessées dans les accidents de la circulation routière selon la catégorie d'usager de la route et le groupe d'âge

3. Число погибших или раненых в дорожно-транспортных происшествиях по категориям пользователей дорог и группам возраста

Unit : number - Unité : nombre - Единица: число

| Description Description Описание | Killed - tuées - погибших | | | | Injured - blessées - раненых | | | |
|--|---------------------------|--------------|--------------------|--------------|------------------------------|----------------|--------------------|---------------|
| | Total | | Of which: drivers | | Total | | Of which: drivers | |
| | Total | | Dont: conducteurs | | Total | | Dont: conducteurs | |
| | Всего | | Погибшие: водители | | Всего | | Погибшие: водители | |
| | 2002 | 2003 | 2002 | 2003 | 2002 | 2003 | 2002 | 2003 |
| Turkey - Turquie - Турция | | | | | | | | |
| 0 Total (1+2+3+4+5+6+7+8) | 4 093 | 3 946 | 1 679 | 1 568 | 116 412 | 118 214 | 41 358 | 42 390 |
| 01 - of which: 0 to 9 years | 352 | 236 | 16 | 8 | 9 062 | 8 713 | 241 | 248 |
| 02 10 to 14 years | 136 | 103 | 26 | 11 | 5 682 | 5 458 | 747 | 711 |
| 03 15 to 17 years | 115 | 88 | 28 | 17 | 5 591 | 5 287 | 1 376 | 1 194 |
| 04 18 to 20 years | 182 | 160 | 66 | 45 | 8 735 | 8 358 | 2 779 | 2 452 |
| 05 21 to 24 years | 280 | 248 | 108 | 90 | 12 200 | 13 434 | 4 551 | 4 966 |
| 06 25 to 64 years | 2 543 | 2 663 | 1 332 | 1 293 | 67 855 | 69 571 | 30 172 | 31 299 |
| 07 65 years and over | 356 | 331 | 78 | 63 | 5 587 | 5 853 | 990 | 1 081 |
| 08 Unknown | 129 | 117 | 25 | 41 | 1 700 | 1 540 | 502 | 439 |
| 1 Pedestrians | 779 | 724 | | | 16 579 | 16 205 | | |
| 11 - of which: 0 to 9 years | 169 | 113 | | | 3 470 | 3 352 | | |
| 12 10 to 14 years | 50 | 39 | | | 1 488 | 1 565 | | |
| 13 15 to 17 years | 20 | 13 | | | 871 | 834 | | |
| 14 18 to 20 years | 18 | 17 | | | 938 | 800 | | |
| 15 21 to 24 years | 20 | 36 | | | 1 061 | 1 067 | | |
| 16 25 to 64 years | 318 | 330 | | | 6 502 | 6 325 | | |
| 17 65 years and over | 157 | 153 | | | 2 053 | 2 049 | | |
| 18 Unknown | 27 | 23 | | | 196 | 213 | | |
| 2 Drivers and passengers of cycles | 87 | 64 | 80 | 58 | 2 394 | 2 446 | 2 228 | 2 325 |
| 21 - of which: 0 to 9 years | 17 | 9 | 15 | 8 | 258 | 273 | 232 | 246 |
| 22 10 to 14 years | 22 | 13 | 19 | 11 | 623 | 610 | 581 | 582 |
| 23 15 to 17 years | 6 | 4 | 5 | 4 | 422 | 354 | 393 | 343 |
| 24 18 to 20 years | 5 | 4 | 5 | 3 | 186 | 180 | 172 | 168 |
| 25 21 to 24 years | 5 | 3 | 4 | 3 | 134 | 160 | 128 | 152 |
| 26 25 to 64 years | 22 | 18 | 22 | 17 | 622 | 712 | 577 | 680 |
| 27 65 years and over | 7 | 10 | 7 | 9 | 104 | 130 | 103 | 129 |
| 28 Unknown | 3 | 3 | 3 | 3 | 45 | 27 | 42 | 25 |
| 3 Drivers and passengers of mopeds | 91 | 87 | 83 | 77 | 4 310 | 4 285 | 3 522 | 3 598 |
| 31 - of which: 0 to 9 years | - | - | - | - | 58 | 61 | 4 | - |
| 32 10 to 14 years | 1 | - | - | - | 153 | 123 | 93 | 71 |
| 33 15 to 17 years | 5 | 7 | 4 | 7 | 574 | 520 | 436 | 421 |
| 34 18 to 20 years | 13 | 9 | 12 | 6 | 678 | 690 | 544 | 568 |
| 35 21 to 24 years | 6 | 9 | 5 | 8 | 579 | 621 | 474 | 528 |
| 36 25 to 64 years | 53 | 51 | 50 | 45 | 2 052 | 2 069 | 1 780 | 1 820 |
| 37 65 years and over | 8 | 9 | 8 | 9 | 134 | 140 | 124 | 125 |
| 38 Unknown | 5 | 2 | 4 | 2 | 81 | 73 | 67 | 65 |
| 4 Drivers and passengers of motorcycles | 100 | 75 | 83 | 61 | 5 204 | 4 615 | 3 873 | 3 588 |
| 41 - of which: 0 to 9 years | 1 | - | - | - | 75 | 56 | 1 | - |
| 42 10 to 14 years | - | - | - | - | 92 | 91 | 27 | 27 |
| 43 15 to 17 years | 5 | 3 | 4 | - | 394 | 313 | 241 | 204 |
| 44 18 to 20 years | 9 | 11 | 6 | 9 | 812 | 588 | 571 | 432 |
| 45 21 to 24 years | 14 | 11 | 12 | 10 | 896 | 827 | 645 | 681 |
| 46 25 to 64 years | 63 | 46 | 54 | 38 | 2 750 | 2 573 | 2 245 | 2 124 |
| 47 65 years and over | 6 | 2 | 6 | 2 | 92 | 81 | 71 | 62 |
| 48 Unknown | 2 | 2 | 1 | 2 | 94 | 74 | 72 | 58 |
| 5 Drivers and passengers of passenger cars | 1 513 | 1 460 | 781 | 753 | 52 134 | 55 489 | 21 702 | 21 825 |
| 51 - of which: 0 to 9 years | 47 | 56 | - | - | 2 788 | 3 387 | 1 | - |
| 52 10 to 14 years | 11 | 17 | 1 | - | 1 454 | 1 740 | 29 | 20 |
| 53 15 to 17 years | 23 | 28 | 11 | 3 | 1 519 | 1 719 | 216 | 181 |
| 54 18 to 20 years | 80 | 51 | 31 | 18 | 3 808 | 3 717 | 1 187 | 1 043 |
| 55 21 to 24 years | 121 | 87 | 44 | 37 | 5 967 | 6 550 | 2 373 | 2 640 |
| 56 25 to 64 years | 1 125 | 1 110 | 666 | 646 | 34 302 | 35 828 | 17 208 | 17 204 |
| 57 65 years and over | 77 | 72 | 23 | 27 | 1 620 | 1 932 | 472 | 529 |
| 58 Unknown | 29 | 39 | 5 | 22 | 676 | 616 | 216 | 208 |
| 6 Drivers and passengers of motor coaches, buses, trolleybuses and tramcars | 393 | 617 | 77 | 134 | 13 105 | 13 928 | 1 980 | 2 452 |
| 7 Drivers and passengers of goods road vehicles | 859 | 880 | 357 | 468 | 17 456 | 19 822 | 7 203 | 8 091 |
| 8 Other drivers and passengers | 271 | 39 | 218 | 17 | 5 230 | 1 424 | 850 | 511 |

3. Persons killed or injured in road traffic accidents by category of user and age group

3. Personnes tuées ou blessées dans les accidents de la circulation routière selon la catégorie d'usager de la route et le groupe d'âge

3. Число погибших или раненых в дорожно-транспортных происшествиях по категориям пользователей дорог и группам возраста

Unit : number - Unité : nombre - Единица: число

| Description Description Описание | Killed - tuées - погибших | | | | Injured - blessées - раненых | | | |
|--|---------------------------|--------------|--------------------|--------------|------------------------------|---------------|--------------------|---------------|
| | Total | | Of which: drivers | | Total | | Of which: drivers | |
| | Total | | Dont: conducteurs | | Total | | Dont: conducteurs | |
| | Всего | | Погибшие: водители | | Всего | | Погибшие: водители | |
| | 2002 | 2003 | 2002 | 2003 | 2002 | 2003 | 2002 | 2003 |
| Ukraine - Ukraine - Украина | | | | | | | | |
| 0 Total (1+2+3+4+5+6+7+8) | 5 982 | 7 149 | 1 582 | 1 779 | 37 916 | 47 458 | 9 743 | 12 845 |
| 01 - of which: 0 to 9 years | 138 | 141 | - | - | 1 466 | 1 798 | - | 7 |
| 02 10 to 14 years | 87 | 115 | - | 2 | 1 505 | 1 857 | - | 55 |
| 03 15 to 17 years | 157 | 198 | 33 | 47 | 1 993 | 2 471 | 344 | 458 |
| 04 18 to 20 years | 398 | 418 | 126 | 128 | 3 577 | 4 566 | 978 | 1 289 |
| 05 21 to 24 years | 549 | 614 | 220 | 246 | 4 432 | 5 509 | 1 527 | 1 960 |
| 06 25 to 64 years | 4 023 | 4 850 | 1 108 | 1 279 | 22 237 | 27 928 | 6 643 | 8 732 |
| 07 65 years and over | 630 | 813 | 51 | 77 | 2 706 | 3 329 | 251 | 344 |
| 08 Unknown | - | - | - | - | - | - | - | - |
| 1 Pedestrians | 2 593 | 3 263 | | | 14 335 | 16 836 | | |
| 11 - of which: 0 to 9 years | 90 | 90 | | | 1 017 | 1 195 | | |
| 12 10 to 14 years | 47 | 52 | | | 862 | 1 045 | | |
| 13 15 to 17 years | 48 | 63 | | | 776 | 904 | | |
| 14 18 to 20 years | 97 | 124 | | | 1 036 | 1 239 | | |
| 15 21 to 24 years | 140 | 173 | | | 1 067 | 1 406 | | |
| 16 25 to 64 years | 1 721 | 2 196 | | | 7 807 | 8 896 | | |
| 17 65 years and over | 450 | 565 | | | 1 770 | 2 151 | | |
| 18 Unknown | - | - | | | - | - | | |
| 2 Drivers and passengers of cycles | 520 | 597 | ... | ... | 2 435 | 2 824 | ... | ... |
| 21 - of which: 0 to 9 years | 14 | 6 | ... | ... | 85 | 103 | ... | ... |
| 22 10 to 14 years | 15 | 19 | ... | ... | 233 | 308 | ... | ... |
| 23 15 to 17 years | 13 | 13 | ... | ... | 132 | 138 | ... | ... |
| 24 18 to 20 years | 18 | 16 | ... | ... | 111 | 139 | ... | ... |
| 25 21 to 24 years | 19 | 21 | ... | ... | 133 | 156 | ... | ... |
| 26 25 to 64 years | 357 | 419 | ... | ... | 1 433 | 1 624 | ... | ... |
| 27 65 years and over | 84 | 103 | ... | ... | 308 | 356 | ... | ... |
| 28 Unknown | - | - | ... | ... | - | - | ... | ... |
| 3 Drivers and passengers of mopeds | 16 | 16 | 14 | 14 | 191 | 221 | 141 | 175 |
| 31 - of which: 0 to 9 years | - | - | - | - | 2 | 2 | - | - |
| 32 10 to 14 years | - | - | - | - | 14 | 16 | - | 8 |
| 33 15 to 17 years | 2 | 1 | 2 | 1 | 37 | 34 | 34 | 21 |
| 34 18 to 20 years | - | 5 | - | 4 | 25 | 31 | 17 | 22 |
| 35 21 to 24 years | 4 | 1 | 4 | 1 | 27 | 34 | 18 | 28 |
| 36 25 to 64 years | 10 | 7 | 8 | 6 | 76 | 94 | 66 | 86 |
| 37 65 years and over | - | 2 | - | 2 | 10 | 10 | 6 | 10 |
| 38 Unknown | - | - | - | - | - | - | - | - |
| 4 Drivers and passengers of motorcycles | 484 | 562 | 358 | 426 | 3 006 | 3 898 | 1 868 | 2 524 |
| 41 - of which: 0 to 9 years | 1 | - | - | - | 26 | 20 | - | - |
| 42 10 to 14 years | 1 | 10 | - | - | 54 | 71 | - | 18 |
| 43 15 to 17 years | 45 | 47 | 24 | 30 | 411 | 547 | 206 | 286 |
| 44 18 to 20 years | 94 | 103 | 64 | 76 | 764 | 926 | 450 | 564 |
| 45 21 to 24 years | 113 | 124 | 91 | 102 | 706 | 872 | 478 | 603 |
| 46 25 to 64 years | 214 | 262 | 167 | 207 | 985 | 1 391 | 688 | 996 |
| 47 65 years and over | 16 | 16 | 12 | 11 | 60 | 71 | 46 | 57 |
| 48 Unknown | - | - | - | - | - | - | - | - |
| 5 Drivers and passengers of passenger cars | 2 095 | 2 267 | 1 041 | 1 154 | 16 055 | 19 999 | 7 019 | 8 913 |
| 51 - of which: 0 to 9 years | 27 | 31 | - | - | 285 | 409 | - | 6 |
| 52 10 to 14 years | 18 | 30 | - | 2 | 289 | 335 | - | 22 |
| 53 15 to 17 years | 44 | 62 | - | 13 | 564 | 696 | - | 126 |
| 54 18 to 20 years | 175 | 145 | 62 | 41 | 1 466 | 1 940 | 579 | 616 |
| 55 21 to 24 years | 249 | 265 | 117 | 128 | 2 219 | 2 704 | 926 | 1 193 |
| 56 25 to 64 years | 1 513 | 1 633 | 826 | 916 | 10 808 | 13 313 | 5 331 | 6 696 |
| 57 65 years and over | 69 | 101 | 36 | 54 | 424 | 602 | 183 | 254 |
| 58 Unknown | - | - | - | - | - | - | - | - |
| 6 Drivers and passengers of motor coaches, buses, trolleybuses and tramcars | 50 | 89 | 14 | 14 | 526 | 991 | 109 | 165 |
| 7 Drivers and passengers of goods road vehicles | 188 | 200 | 106 | 97 | 1 170 | 1 485 | 526 | 643 |
| 8 Other drivers and passengers | 36 | 155 | 15 | 74 | 198 | 1 204 | 80 | 425 |

3. Persons killed or injured in road traffic accidents by category of user and age group

3. Personnes tuées ou blessées dans les accidents de la circulation routière selon la catégorie d'usager de la route et le groupe d'âge

3. Число погибших или раненых в дорожно-транспортных происшествиях по категориям пользователей дорог и группам возраста

Unit : number - Unité : nombre - Единица: число

| Description Description Описание | Killed - tuées - погибших | | | | Injured - blessées - раненых | | | |
|--|---------------------------|--------------|--------------------|--------------|------------------------------|----------------|--------------------|----------------|
| | Total | | Of which: drivers | | Total | | Of which: drivers | |
| | Total | | Dont: conducteurs | | Total | | Dont: conducteurs | |
| | Всего | | Погибшие: водители | | Всего | | Погибшие: водители | |
| | 2002 | 2003 | 2002 | 2003 | 2002 | 2003 | 2002 | 2003 |
| United Kingdom - Royaume-Uni - Соединенное Королевство 1) | | | | | | | | |
| 0 Total (1+2+3+4+5+6+7+8) | 3 431 | 3 508 | 1 975 | 2 067 | 299 174 | 287 099 | 180 557 | 174 898 |
| 01 - of which: 0 to 9 years | 72 | 61 | 5 | 5 | 14 685 | 13 472 | 1 238 | 1 294 |
| 02 10 to 14 years | 77 | 72 | 15 | 9 | 16 362 | 14 925 | 3 096 | 3 006 |
| 03 15 to 17 years | 183 | 190 | 67 | 76 | 17 872 | 17 908 | 7 514 | 7 851 |
| 04 18 to 20 years | 341 | 391 | 199 | 217 | 28 245 | 27 287 | 16 720 | 16 163 |
| 05 21 to 24 years | 343 | 347 | 207 | 209 | 29 586 | 28 471 | 19 406 | 18 948 |
| 06 25 to 64 years | 1 755 | 1 793 | 1 241 | 1 299 | 163 974 | 157 021 | 120 720 | 115 821 |
| 07 65 years and over | 629 | 637 | 226 | 244 | 20 801 | 20 305 | 9 271 | 9 305 |
| 08 Unknown | 31 | 17 | 15 | 8 | 7 649 | 7 710 | 2 592 | 2 510 |
| 1 Pedestrians | 775 | 774 | | | 38 009 | 35 631 | | |
| 11 - of which: 0 to 9 years | 38 | 29 | | | 5 777 | 5 032 | | |
| 12 10 to 14 years | 34 | 35 | | | 7 275 | 6 394 | | |
| 13 15 to 17 years | 26 | 33 | | | 2 824 | 2 788 | | |
| 14 18 to 20 years | 34 | 51 | | | 2 290 | 2 206 | | |
| 15 21 to 24 years | 49 | 41 | | | 2 311 | 2 290 | | |
| 16 25 to 64 years | 306 | 303 | | | 12 213 | 11 747 | | |
| 17 65 years and over | 280 | 277 | | | 4 032 | 3 849 | | |
| 18 Unknown | 8 | 5 | | | 1 287 | 1 325 | | |
| 2 Drivers and passengers of cycles | 130 | 114 | 129 | 114 | 16 977 | 16 919 | 16 792 | 16 750 |
| 21 - of which: 0 to 9 years | 6 | 4 | 5 | 4 | 1 241 | 1 297 | 1 211 | 1 260 |
| 22 10 to 14 years | 14 | 9 | 14 | 9 | 2 972 | 2 876 | 2 904 | 2 810 |
| 23 15 to 17 years | 5 | 7 | 5 | 7 | 1 390 | 1 392 | 1 371 | 1 379 |
| 24 18 to 20 years | 5 | 2 | 5 | 2 | 905 | 942 | 897 | 938 |
| 25 21 to 24 years | 6 | 5 | 6 | 5 | 1 129 | 1 126 | 1 124 | 1 119 |
| 26 25 to 64 years | 72 | 62 | 72 | 62 | 8 173 | 8 070 | 8 127 | 8 036 |
| 27 65 years and over | 21 | 24 | 21 | 24 | 582 | 596 | 580 | 592 |
| 28 Unknown | 1 | 1 | 1 | 1 | 858 | 620 | 578 | 616 |
| 3 Drivers and passengers of mopeds | 20 | 24 | 20 | 24 | 4 852 | 4 855 | 4 707 | 4 707 |
| 31 - of which: 0 to 9 years | - | - | - | - | 6 | 4 | 1 | 3 |
| 32 10 to 14 years | - | - | - | - | 53 | 58 | 35 | 31 |
| 33 15 to 17 years | 8 | 11 | 8 | 11 | 2 539 | 2 691 | 2 481 | 2 639 |
| 34 18 to 20 years | 2 | 4 | 2 | 4 | 613 | 573 | 598 | 553 |
| 35 21 to 24 years | 3 | - | 3 | - | 329 | 309 | 310 | 299 |
| 36 25 to 64 years | 4 | 6 | 4 | 6 | 1 159 | 1 078 | 1 138 | 1 046 |
| 37 65 years and over | 3 | 2 | 3 | 2 | 67 | 67 | 66 | 66 |
| 38 Unknown | - | 1 | - | 1 | 86 | 75 | 78 | 70 |
| 4 Drivers and passengers of motorcycles | 589 | 669 | 560 | 641 | 22 892 | 22 863 | 21 341 | 21 361 |
| 41 - of which: 0 to 9 years | - | - | - | - | 30 | 37 | 5 | 3 |
| 42 10 to 14 years | 1 | - | 1 | - | 193 | 193 | 70 | 70 |
| 43 15 to 17 years | 19 | 34 | 15 | 31 | 1 543 | 1 756 | 1 346 | 1 555 |
| 44 18 to 20 years | 44 | 49 | 41 | 43 | 2 338 | 2 359 | 2 139 | 2 160 |
| 45 21 to 24 years | 60 | 64 | 54 | 59 | 2 452 | 2 350 | 2 262 | 2 173 |
| 46 25 to 64 years | 446 | 509 | 431 | 495 | 15 668 | 15 450 | 14 927 | 14 745 |
| 47 65 years and over | 9 | 10 | 9 | 10 | 202 | 267 | 185 | 250 |
| 48 Unknown | 10 | 3 | 9 | 3 | 466 | 451 | 407 | 405 |
| 5 Drivers and passengers of passenger cars | 1 747 | 1 769 | 1 146 | 1 169 | 195 678 | 186 573 | 127 878 | 122 617 |
| 51 - of which: 0 to 9 years | 28 | 25 | - | - | 6 913 | 6 404 | 3 | 2 |
| 52 10 to 14 years | 26 | 25 | - | - | 5 034 | 4 696 | 41 | 30 |
| 53 15 to 17 years | 122 | 104 | 38 | 27 | 9 042 | 8 711 | 2 269 | 2 223 |
| 54 18 to 20 years | 250 | 279 | 149 | 166 | 21 297 | 20 422 | 12 799 | 12 250 |
| 55 21 to 24 years | 214 | 223 | 139 | 135 | 22 084 | 21 163 | 14 989 | 14 715 |
| 56 25 to 64 years | 800 | 806 | 635 | 647 | 113 867 | 108 111 | 88 204 | 83 970 |
| 57 65 years and over | 296 | 301 | 180 | 191 | 13 224 | 12 903 | 8 171 | 8 114 |
| 58 Unknown | 11 | 6 | 5 | 3 | 4 217 | 4 163 | 1 402 | 1 313 |
| 6 Drivers and passengers of motor coaches, buses, trolleybuses and tramcars | 19 | 11 | 2 | 1 | 8 986 | 9 057 | 871 | 861 |
| 7 Drivers and passengers of goods road vehicles | 133 | 116 | 105 | 92 | 10 052 | 9 842 | 7 758 | 7 626 |
| 8 Other drivers and passengers | 18 | 31 | 13 | 26 | 1 728 | 1 359 | 1 210 | 976 |

1) Data refer to Great Britain.

1) Les données se réfèrent à la Grande Bretagne.

1) Данные относятся к Великобритании.

4. Road traffic accidents involving one or more persons under the influence of alcohol

4. Accidents de la circulation routière dans lesquelles une ou plusieurs personnes impliquées se trouvaient sous l'effet de l'alcool

4. Дорожно-транспортные происшествия, к которым причастны, одно или более число лиц, находящихся в состоянии опьянения

Unit : number - Unité : nombre - Единица: число

| Country Pays Потрана | Description Описание | 1990 | 1995 | 1997 | 1998 | 1999 | 2000 | 2001 | 2002 | 2003 |
|----------------------------|-------------------------|-------|--------|--------|--------|--------|--------|--------|--------|--------|
| Albania | A Accidents | ... | 13 | 13 | 4 | 9 | 7 | 15 | 15 | 9 |
| Albanie | B Persons killed | ... | 10 | 10 | 2 | 8 | 6 | 15 | 7 | 6 |
| Албания | C Persons injured | ... | 18 | 10 | 3 | 12 | 2 | 7 | 12 | 6 |
| Armenia | A Accidents | ... | 42 | 53 | 42 | 46 | 48 | 30 | 37 | 45 |
| Arménie | B Persons killed | ... | 13 | 13 | 18 | 10 | 13 | 12 | 12 | 15 |
| Армения | C Persons injured | ... | 59 | 63 | 64 | 80 | 62 | 55 | 48 | 63 |
| Austria | A Accidents | 3 046 | 2 655 | 2 482 | 2 225 | 2 468 | 2 574 | 2 559 | 2 736 | 2 841 |
| Autriche | B Persons killed | 126 | 113 | 96 | 82 | 93 | 68 | 69 | 92 | 84 |
| Австрия | C Persons injured | 4 305 | 3 888 | 3 479 | 3 126 | 3 439 | 3 673 | 3 517 | 3 901 | 4 020 |
| Azerbaijan | A Accidents | 127 | 96 | 84 | 78 | 74 | 94 | 82 | 78 | 85 |
| Azerbaïdjan | B Persons killed | ... | 33 | 33 | 20 | 15 | 31 | 24 | 27 | 30 |
| Азербайджан | C Persons injured | ... | 126 | 113 | 103 | 83 | 110 | 93 | 114 | 101 |
| Belarus | A Accidents | 1 773 | 1 464 | 1 459 | 1 408 | 751 | 737 | 680 | 785 | 722 |
| Bélarus | B Persons killed | 396 | 334 | 341 | 303 | 194 | 173 | 163 | 197 | 178 |
| Беларусь | C Persons injured | 1 822 | 1 578 | 1 539 | 1 441 | 896 | 865 | 803 | 1 024 | 904 |
| Bulgaria | A Accidents | 1 014 | 618 | 592 | 530 | 491 | 472 | 429 | 440 | 420 |
| Bulgarie | B Persons killed | 307 | 119 | 91 | 77 | 76 | 73 | 55 | 54 | 57 |
| Болгария | C Persons injured | 1 044 | 719 | 762 | 647 | 637 | 573 | 532 | 566 | 531 |
| Croatia | A Accidents | ... | ... | ... | 2 698 | 2 883 | 3 316 | 3 234 | 3 300 | 3 909 |
| Croatie | B Persons killed | ... | ... | ... | 217 | 209 | 209 | 123 | 89 | 98 |
| Хорватия | C Persons injured | ... | ... | ... | 2 658 | 2 858 | 4 951 | 2 150 | 2 204 | 2 608 |
| Cyprus | A Accidents | ... | ... | 41 | 57 | 43 | 50 | 52 | 60 | 48 |
| Chypre | B Persons killed | ... | ... | 5 | 13 | 4 | 9 | 10 | 10 | 3 |
| Кипр | C Persons injured | ... | ... | 58 | 76 | 69 | 77 | 78 | 83 | 69 |
| Czech Republic | A Accidents | 4 536 | 4 380 | 4 266 | 3 882 | 3 714 | 3 566 | 3 557 | 3 779 | 3 404 |
| République tchèque | B Persons killed | 340 | 224 | 205 | 188 | 160 | 126 | 112 | 157 | 127 |
| Чешская Республика | C Persons injured | 5 824 | 5 967 | 5 715 | 5 256 | 4 910 | 4 677 | 4 723 | 5 063 | 4 570 |
| Denmark | A Accidents | 1 613 | 1 282 | 1 260 | 1 126 | 1 202 | 1 272 | 1 140 | 1 230 | 1 189 |
| Danemark | B Persons killed | 154 | 123 | 109 | 126 | 138 | 110 | 115 | 132 | 105 |
| Дания | C Persons injured | 1 903 | 1 549 | 1 470 | 1 348 | 1 418 | 1 586 | 1 326 | 1 449 | 1 473 |
| Estonia | A Accidents | 505 | 629 | 499 | 537 | 432 | 447 | 529 | 641 | 522 |
| Estonie | B Persons killed | 90 | 109 | 71 | 68 | 60 | 45 | 59 | 77 | 43 |
| Эстония | C Persons injured | 606 | 678 | 540 | 603 | 439 | 502 | 582 | 765 | 585 |
| Finland | A Accidents | 1 626 | 1 103 | 983 | 1 018 | 994 | 971 | 942 | 916 | 993 |
| Finlande | B Persons killed | 173 | 144 | 109 | 101 | 113 | 94 | 114 | 115 | 76 |
| Финляндия | C Persons injured | 2 015 | 1 354 | 1 233 | 1 265 | 1 201 | 1 191 | 1 180 | 1 187 | 1 273 |
| Georgia | A Accidents | ... | ... | 131 | 148 | 120 | 115 | 123 | ... | 123 |
| Géorgie | B Persons killed | ... | ... | ... | ... | 25 | 31 | ... | ... | 38 |
| Грузия | C Persons injured | ... | ... | ... | ... | 156 | 142 | ... | ... | 150 |
| Germany | A Accidents | ... | 36 966 | 32 884 | 28 736 | 28 350 | 27 375 | 25 690 | 25 333 | 24 245 |
| Allemagne | B Persons killed | ... | 1 716 | 1 447 | 1 114 | 1 114 | 1 022 | 909 | 932 | 817 |
| Германия | C Persons injured | ... | 49 630 | 43 573 | 37 369 | 36 996 | 35 742 | 33 517 | 32 930 | 31 243 |

For notes and codes see end of table. Voir notes et codes à la fin du tableau.

См. Примечания и шифр в конце таблицы.

4. Road traffic accidents involving one or more persons under the influence of alcohol

4. Accidents de la circulation routière dans lesquelles une ou plusieurs personnes impliquées se trouvaient sous l'effet de l'alcool

4. Дорожно-транспортные происшествия, к которым причастны, одно или более число лиц, находящихся в состоянии опьянения

Unit : number - Unité : nombre - Единица: число

| Country Pays Потрана | Description Описание | 1990 | 1995 | 1997 | 1998 | 1999 | 2000 | 2001 | 2002 | 2003 |
|----------------------------|-------------------------|--------|--------|--------|--------|--------|--------|--------|--------|--------|
| Greece | A Accidents | ... | 22 798 | ... | ... | ... | 23 001 | 19 671 | 16 809 | 15 751 |
| Grèce | B Persons killed | ... | 2 043 | ... | ... | ... | 2 037 | 1 880 | 1 634 | 1 605 |
| Греция | C Persons injured | ... | 31 180 | ... | ... | ... | 30 763 | 26 336 | 22 459 | 20 737 |
| Hungary | A Accidents | 4 258 | 2 438 | 3 197 | 2 379 | 2 225 | 2 062 | 2 138 | 2 440 | 2 450 |
| Hongrie | B Persons killed | 438 | 189 | 180 | 135 | 134 | 118 | 167 | 148 | 123 |
| Венгрия | C Persons injured | 5 787 | 3 255 | 3 017 | 2 244 | 2 091 | 1 944 | 2 759 | 2 858 | 3 052 |
| Iceland | A Accidents | 50 | 67 | ... | 44 | 58 | 56 | 45 | 42 | 36 |
| Islande | B Persons killed | 5 | 4 | ... | 4 | 3 | 6 | 3 | 1 | 3 |
| Исландия | C Persons injured | 68 | 81 | ... | 62 | 77 | 79 | 72 | 59 | 48 |
| Israel | A Accidents | ... | ... | 139 | 167 | 213 | 256 | 298 | 299 | 320 |
| Israël | B Persons killed | ... | ... | ... | ... | ... | ... | ... | ... | ... |
| Израиль | C Persons injured | ... | ... | ... | ... | ... | ... | ... | ... | ... |
| Kazakhstan | A Accidents | ... | 3 145 | 2 987 | 3 209 | 1 214 | 1 274 | 1 811 | 2 278 | 1 264 |
| Kazakhstan | B Persons killed | ... | 801 | 637 | 584 | 225 | 210 | 296 | 514 | 208 |
| Казахстан | C Persons injured | ... | 3 594 | 3 571 | 3 951 | 1 526 | 1 560 | 2 090 | 2 833 | 1 647 |
| Kyrgyzstan | A Accidents | ... | 279 | 310 | 298 | 261 | 302 | 350 | 304 | 291 |
| Kirghizistan | B Persons killed | ... | 69 | 75 | 63 | 69 | 64 | 78 | 60 | 64 |
| Кыргызстан | C Persons injured | ... | 382 | 430 | 390 | 325 | 374 | 432 | 367 | 355 |
| Lithuania | A Accidents | 1 001 | 711 | 1 001 | 1 167 | 1 109 | 1 109 | 1 031 | 995 | 888 |
| Lituanie | B Persons killed | 173 | 117 | 138 | 141 | 100 | 84 | 118 | 90 | 84 |
| Литва | C Persons injured | 1 053 | 816 | 1 247 | 1 452 | 1 425 | 1 428 | 1 321 | 1 338 | 1 145 |
| Luxembourg | A Accidents | 180 | ... | 191 | 220 | 187 | 193 | 159 | 190 | 141 |
| Luxembourg | B Persons killed | 8 | ... | 4 | 11 | 5 | 8 | 2 | 7 | 7 |
| Люксембург | C Persons injured | 172 | ... | 250 | 274 | 243 | 231 | 210 | 236 | 185 |
| Netherlands | A Accidents | 2 864 | 2 559 | ... | 2 511 | 2 546 | 2 433 | 2 232 | 2 156 | 2 071 |
| Pays-Bas | B Persons killed | 130 | 87 | 103 | 83 | 92 | 88 | 72 | 97 | 72 |
| Нидерланды | C Persons injured | 3 570 | 3 326 | ... | 3 243 | 3 257 | 3 156 | 2 913 | 2 747 | 2 607 |
| Poland | A Accidents | 11 329 | 11 058 | 12 426 | 10 953 | 9 319 | 9 367 | 7 432 | 7 801 | 6 913 |
| Pologne | B Persons killed | 2 239 | 1 763 | 1 576 | 1 465 | 1 326 | 1 156 | 801 | 923 | 844 |
| Польша | C Persons injured | 12 676 | 12 612 | 12 094 | 13 422 | 11 311 | 11 478 | 9 112 | 9 582 | 8 402 |
| Republic of Moldova | A Accidents | ... | 422 | 528 | 419 | 309 | 335 | 342 | 262 | 280 |
| République de Moldova | B Persons killed | ... | 79 | 114 | 89 | 52 | 55 | 55 | 53 | 60 |
| Республика Молдова | C Persons injured | ... | 531 | 651 | 535 | 396 | 484 | 438 | 340 | 366 |
| Romania | A Accidents | ... | 913 | 794 | 479 | 577 | 542 | 452 | 255 | 302 |
| Roumanie | B Persons killed | ... | 337 | 277 | 170 | 217 | 215 | 186 | 107 | 52 |
| Румыния | C Persons injured | ... | 684 | 605 | 334 | 408 | 405 | 303 | 160 | 275 |
| Russian Federation | A Accidents | ... | 41 772 | 35 760 | 36 009 | 34 672 | 33 320 | 31 839 | 34 103 | 34 500 |
| Fédération de Russie | B Persons killed | ... | 7 850 | 6 254 | 6 119 | 5 945 | 5 701 | 5 554 | 5 704 | 5 480 |
| Российская Федерация | C Persons injured | ... | 47 882 | 42 204 | 43 195 | 41 315 | 39 770 | 37 993 | 41 861 | 43 762 |
| Slovakia | A Accidents | ... | 1 278 | 1 305 | 1 342 | 1 170 | 1 151 | 1 202 | 1 032 | 1 107 |
| Slovaquie | B Persons killed | ... | 74 | 63 | 68 | 66 | 45 | 52 | 56 | 54 |
| Словакия | C Persons injured | ... | 1 744 | 1 379 | 1 790 | 1 612 | 1 457 | 1 572 | 1 361 | 1 488 |

For notes and codes see end of table. Voir notes et codes à la fin du tableau.

См. Примечания и шифр в конце таблицы.

4. Road traffic accidents involving one or more persons under the influence of alcohol

4. Accidents de la circulation routière dans lesquelles une ou plusieurs personnes impliquées se trouvaient sous l'effet de l'alcool

4. Дорожно-транспортные происшествия, к которым причастны, одно или более число лиц, находящихся в состоянии опьянения

Unit : number - Unité : nombre - Единица: число

| Country Pays Потрана | Description Описание | 1990 | 1995 | 1997 | 1998 | 1999 | 2000 | 2001 | 2002 | 2003 |
|--------------------------------|--------------------------|--------|--------|-------|-------|--------|--------|--------|--------|--------|
| Slovenia | A Accidents | ... | ... | 1 764 | 1 259 | 1 296 | 1 531 | 1 539 | 1 550 | 1 778 |
| Slovénie | B Persons killed | ... | ... | 117 | 107 | 130 | 124 | 125 | 113 | 97 |
| Словения | C Persons injured | ... | ... | 2 289 | 2 625 | 1 724 | 2 109 | 2 124 | 2 148 | 2 610 |
| Sweden | A Accidents | 1 315 | 773 | 749 | 772 | 787 | 852 | 970 | 1 012 | 1 143 |
| Suède | B Persons killed | 84 | 47 | 51 | 45 | 45 | 56 | 60 | 47 | 66 |
| Швеция | C Persons injured | 1 756 | 994 | 1 002 | 1 018 | 1 059 | 1 166 | 1 337 | 1 453 | 1 614 |
| The FYR of Macedonia 1) | A Accidents | ... | 377 | 249 | 233 | 203 | 144 | 115 | 165 | 207 |
| | B Persons killed | ... | 26 | 21 | 15 | 21 | 7 | 6 | 8 | 7 |
| | C Persons injured | ... | 565 | 375 | 319 | 307 | 282 | 188 | 257 | 325 |
| Turkey | A Accidents | ... | ... | ... | ... | 1 613 | 2 839 | 2 429 | 12 491 | 18 847 |
| Turquie | B Persons killed | ... | ... | ... | ... | 359 | 94 | 71 | 466 | 595 |
| Турция | C Persons injured | ... | ... | ... | ... | 1 254 | 5 135 | 4 102 | 22 784 | 32 986 |
| Ukraine | A Accidents | 8 307 | 5 358 | 5 022 | 4 430 | 3 915 | 3 347 | 3 146 | 2 865 | 2 984 |
| Ukraine | B Persons killed | 1 147 | 864 | 658 | 557 | 465 | 360 | 390 | 339 | 394 |
| Украина | C Persons injured | 7 031 | 6 224 | 5 658 | 5 077 | 4 392 | 3 766 | 3 470 | 3 162 | 3 338 |
| United Kingdom 2) | A Accidents | 13 600 | 10 480 | ... | ... | 11 050 | 11 800 | 12 270 | 13 150 | 12 400 |
| Royaume-Uni | B Persons killed | 800 | 540 | ... | ... | 460 | 530 | 530 | 560 | 560 |
| Соединенное Королевство | C Persons injured | 20 100 | 15 460 | ... | ... | 16 450 | 17 530 | 18 240 | 19 580 | 18 450 |

NOTES TO TABLE 4 - NOTES DU TABLEAU 4 - ПРИМЕЧАНИЯ К ТАБЛИЦЕ 4

Explanation of code - Explication du code - Объяснение шифра

A = Accidents.

B = Persons killed.

C = Persons injured.

A = Accidents.

B = Persons killed.

C = Personnes blessées.

A = Происшествия.

B = Погибшие.

C = Раненые.

Country notes - Notes relatives aux pays - Примечания к данным, представляемым странами

1) The former Yugoslav Republic of Macedonia.

2) Data refer to Great Britain.

1) L'ex-République yougoslave de Macédoine.

2) Les données se réfèrent à la Grande Bretagne.

1) Бывшая Югославская Республика Македония.

2) Данные относятся к Великобритании.

5. Pedestrians and drivers, under the influence of alcohol, involved in accidents

5. Piétons et conducteurs sous l'effet de l'alcool, impliqués dans les accidents

5. Пешеходы и водители в состоянии опьянения, причастные к происшествиям

Unit : number - Unité : nombre - Единица: число

| Country Pays Страна | | Total Всего | Drivers of - Conducteurs de - Водители | | | | | | | Pedestrians |
|---------------------------|------|----------------|--|--------|--------|-----------------|--------------------|--------------------------------|-------------------|-------------|
| | | | Total drivers | Cycles | Mopeds | Motor cycles | Passengers cars | Other power driven vehicles | Other vehicles | |
| | | | (A) | (B) | (C) | (D) | (E) | (F) | (G) | |
| Austria | 1990 | 3 100 | 2 841 | 128 | 280 | 53 | 2 263 | 115 | 2 | 259 |
| Autriche | 2002 | 2 783 | 2 544 | 136 | 221 | 37 | 2 041 | 109 | - | 239 |
| Австрия | 2003 | 2 899 | 2 704 | 173 | 211 | 67 | 2 114 | 138 | 1 | 195 |
| Azerbaijan | 1990 | ... | ... | ... | ... | ... | ... | ... | ... | ... |
| Azerbaïdjan | 2002 | 78 | 69 | - | - | 4 | 59 | 3 | 3 | 9 |
| Азербайджан | 2003 | 85 | 78 | - | - | 5 | 67 | - | 6 | 7 |
| Belarus | 1990 | 1 773 | 1 225 | 45 | - | 389 | 329 | 462 | - | 548 |
| Bélarus | 2002 | 802 | 790 | - | 9 | 117 | 589 | 75 | - | 12 |
| Беларусь | 2003 | 730 | 722 | 1 | 7 | 134 | 491 | 89 | - | 8 |
| Croatia | 1990 | ... | ... | ... | ... | ... | ... | ... | ... | ... |
| Croatie | 2002 | 2 293 | 2 078 | 170 | 169 | 124 | 1 441 | 94 | 80 | 215 |
| Хорватия | 2003 | 2 706 | 2 568 | 34 | 49 | 62 | 1 993 | 331 | 99 | 198 |
| Czech Republic | 1990 | 4 536 | 3 582 | 486 | 287 | 241 | 2 391 | 157 | 20 | 954 |
| République tchèque | 2002 | 4 240 | 3 812 | 730 | 41 | 237 | 2 656 | 148 | - | 428 |
| Чешская Республика | 2003 | 3 894 | 3 465 | 652 | 34 | 198 | 2 452 | 126 | 3 | 429 |
| Denmark | 1990 | 1 652 | 1 487 | 125 | 315 | 115 | 799 | 130 | 3 | 165 |
| Danemark | 2002 | 1 258 | 1 129 | 58 | 292 | 86 | 622 | 69 | 2 | 129 |
| Дания | 2003 | 1 210 | 1 113 | 59 | 269 | 104 | 599 | 81 | 1 | 97 |
| Estonia | 1990 | 510 | 371 | 18 | 11 | 59 | 198 | 85 | - | 139 |
| Estonie | 2002 | 650 | 533 | 28 | 8 | 14 | 443 | 40 | - | 117 |
| Эстония | 2003 | 534 | 412 | 29 | 7 | 9 | 344 | 23 | - | 122 |
| Finland | 1990 | 1 641 | 1 391 | 151 | 69 | 54 | 1 018 | 99 | - | 250 |
| Finlande | 2002 | 920 | 824 | 97 | 36 | 37 | 608 | 46 | - | 96 |
| Финляндия | 2003 | 1 001 | 911 | 62 | 42 | 37 | 699 | 71 | - | 90 |
| Germany | 1990 | ... | ... | ... | ... | ... | ... | ... | ... | ... |
| Allemagne | 2002 | 25 701 | 23 595 | 4 295 | 1 591 | 1 015 | 15 975 | 595 | 124 | 2 106 |
| Германия | 2003 | 24 554 | 22 696 | 4 731 | 1 541 | 1 015 | 14 665 | 582 | 162 | 1 858 |
| Greece | 1990 | ... | ... | ... | ... | ... | ... | ... | ... | ... |
| Grèce | 2002 | 1 148 | 1 148 | 3 | 54 | 200 | 736 | 152 | 3 | ... |
| Греция | 2003 | 1 093 | 1 093 | 5 | 50 | 222 | 685 | 131 | - | ... |
| Hungary | 1990 | 4 258 | 3 751 | 527 | 377 | 276 | 2 320 | 241 | 10 | 507 |
| Hongrie | 2002 | 2 440 | 2 214 | 426 | 193 | 87 | 1 380 | 95 | 33 | 226 |
| Венгрия | 2003 | 2 450 | 2 241 | 385 | 181 | 77 | 1 457 | 105 | 36 | 209 |
| Iceland | 1990 | 50 | 47 | - | - | 1 | 43 | - | 3 | 3 |
| Islande | 2002 | 42 | 47 | - | 1 | - | 43 | 3 | - | - |
| Исландия | 2003 | 36 | 36 | - | - | - | 33 | 3 | - | - |
| Kazakhstan | 1990 | ... | ... | ... | ... | ... | ... | ... | ... | ... |
| Kazakhstan | 2002 | 1 258 | 859 | 6 | 15 | 158 | 585 | 95 | - | 346 |
| Казахстан | 2003 | 1 264 | 849 | 8 | - | 107 | 680 | 54 | - | 415 |
| Kyrgyzstan | 1990 | ... | ... | ... | ... | ... | ... | ... | ... | ... |
| Kirghizistan | 2002 | 304 | 171 | 10 | - | 12 | 139 | 9 | 1 | 133 |
| Кыргызстан | 2003 | 291 | 134 | - | - | 6 | 102 | 25 | 1 | 157 |

For notes and codes see end of table.

Voir notes et codes à la fin du tableau.

См. Примечания и шифр в конце таблицы.

5. Pedestrians and drivers, under the influence of alcohol, involved in accidents

5. Piétons et conducteurs sous l'effet de l'alcool, impliqués dans les accidents

5. Пешеходы и водители в состоянии опьянения, причастные к происшествиям

Unit : number - Unité : nombre - Единица: число

| Country Pays Страна | | Total Всего | Drivers of - Conducteurs de - Водители | | | | | | | Pedestrians |
|---------------------------|------|----------------|--|--------|--------|-----------------|--------------------|--------------------------------|-------------------|-------------|
| | | | Total drivers | Cycles | Mopeds | Motor cycles | Passengers cars | Other power driven vehicles | Other vehicles | |
| | | | (A) | (B) | (C) | (D) | (E) | (F) | (G) | |
| Lithuania | 1990 | ... | ... | ... | ... | ... | ... | ... | ... | ... |
| Lituanie | 2002 | 995 | 842 | 59 | 15 | 27 | 703 | 35 | 3 | 153 |
| Литва | 2003 | 905 | 758 | 47 | 14 | 22 | 632 | 31 | 12 | 147 |
| Luxembourg | 1990 | ... | ... | ... | ... | ... | ... | ... | ... | ... |
| Luxembourg | 2002 | ... | ... | ... | ... | ... | ... | ... | ... | ... |
| Люксембург | 2003 | 141 | 135 | 1 | 1 | 7 | 124 | 2 | - | 6 |
| Netherlands | 1990 | ... | ... | ... | ... | ... | ... | ... | ... | ... |
| Pays-Bas | 2002 | 2 207 | 2 162 | 187 | 414 | 37 | 1 361 | 162 | 1 | 45 |
| Нидерланды | 2003 | 2 118 | 2 082 | 191 | 390 | 56 | 1 279 | 164 | 2 | 36 |
| Poland | 1990 | 11 383 | 6 759 | 384 | 474 | 1 107 | 4 073 | 720 | 1 | 4 624 |
| Pologne | 2002 | 6 431 | 4 267 | 637 | 103 | 208 | 3 224 | 74 | 21 | 1 964 |
| Польша | 2003 | 5 650 | 3 910 | 578 | 81 | 170 | 2 820 | 235 | 26 | 1 737 |
| Portugal 1) | 1990 | ... | 1 885 | 23 | 412 | 16 | 1 201 | 215 | 18 | ... |
| Portugal | 2002 | ... | 57 260 | 827 | 4 276 | 3 542 | 34 377 | 13 841 | 397 | ... |
| Португалия | 2003 | ... | 57 102 | 861 | 4 366 | 3 515 | 34 533 | 13 803 | 24 | ... |
| Republic of Moldova | 1990 | ... | ... | ... | ... | ... | ... | ... | ... | ... |
| République de Moldova | 2002 | 262 | 237 | ... | ... | ... | 237 | ... | ... | 25 |
| Республика Молдова | 2003 | 283 | 228 | 2 | - | 42 | 173 | 10 | 1 | 55 |
| Romania | 1990 | ... | ... | ... | ... | ... | ... | ... | ... | ... |
| Roumanie | 2002 | 255 | 116 | 27 | - | 5 | 83 | 1 | - | 139 |
| Румыния | 2003 | 302 | 135 | 19 | - | - | 105 | 11 | - | 167 |
| Russian Federation | 1990 | ... | ... | ... | ... | ... | ... | ... | ... | ... |
| Fédération de Russie | 2002 | 34 103 | 23 043 | 205 | 69 | 4 034 | 16 498 | 2 237 | - | 11 060 |
| Российская Федерация | 2003 | 34 500 | 24 325 | 197 | 75 | 3 864 | 18 040 | 2 149 | - | 10 175 |
| Slovakia | 1990 | ... | ... | ... | ... | ... | ... | ... | ... | ... |
| Slovaquie | 2002 | 2 663 | 2 465 | 173 | 32 | 61 | 2 015 | 143 | 41 | 198 |
| Словакия | 2003 | 2 767 | 2 358 | ... | ... | ... | 2 358 | ... | ... | 202 |
| Slovenia | 1990 | ... | ... | ... | ... | ... | ... | ... | ... | ... |
| Slovénie | 2002 | 1 034 | 977 | 109 | 104 | 43 | 653 | 28 | 40 | 57 |
| Словения | 2003 | 1 209 | 1 119 | 132 | 89 | 55 | 765 | 36 | 42 | 90 |
| Sweden | 1990 | ... | ... | ... | ... | ... | ... | ... | ... | ... |
| Suède | 2002 | 1 016 | 1 016 | - | 91 | 70 | 815 | 40 | - | ... |
| Швеция | 2003 | 1 153 | 1 153 | - | 132 | 49 | 919 | 53 | - | ... |
| Switzerland | 1990 | 2 703 | ... | ... | ... | ... | ... | ... | ... | ... |
| Suisse | 2002 | 2 544 | 2 475 | 125 | 121 | 290 | 1 869 | 56 | 14 | 69 |
| Швейцария | 2003 | 2 463 | 2 410 | 127 | 108 | 320 | 1 776 | 61 | 18 | 53 |
| The FYR of Macedonia 2) | 1990 | ... | ... | ... | ... | ... | ... | ... | ... | ... |
| | 2002 | 165 | 163 | 2 | 2 | 4 | 146 | 8 | 1 | 2 |
| | 2003 | 208 | 206 | 6 | 7 | 8 | 171 | 14 | - | 2 |
| Turkey | 1990 | ... | ... | ... | ... | ... | ... | ... | ... | ... |
| Turquie | 2002 | 96 574 | 80 570 | 2 262 | 3 662 | 3 959 | 43 386 | 27 077 | 224 | 16 004 |
| Турция | 2003 | 103 661 | 87 599 | 2 400 | 3 738 | 3 971 | 47 385 | 29 787 | 318 | 16 062 |

For notes and codes see end of table.

Voir notes et codes à la fin du tableau.

См. Примечания и шифр в конце таблицы.

5. Pedestrians and drivers, under the influence of alcohol, involved in accidents

5. Piétons et conducteurs sous l'effet de l'alcool, impliqués dans les accidents

5. Пешеходы и водители в состоянии опьянения, причастные к происшествиям

Unit : number - Unité : nombre - Единица: число

| Country Pays Страна | Total Всего | Drivers of - Conducteurs de - Водители | | | | | | | Pedestrians | |
|---------------------------|----------------|--|--------|--------|--------------|-----------------|-----------------------------|----------------|-------------|-------|
| | | Total drivers | Cycles | Mopeds | Motor cycles | Passengers cars | Other power driven vehicles | Other vehicles | | |
| | | (A) | (B) | (C) | (D) | (E) | (F) | (G) | | (H) |
| Ukraine | 1990 | ... | ... | ... | ... | ... | ... | ... | ... | ... |
| Ukraine | 2002 | 2 865 | 1 430 | 100 | 19 | 302 | 895 | 11 | 103 | 1 435 |
| Украина | 2003 | 2 984 | 1 687 | 118 | 27 | 411 | 1 037 | 84 | 10 | 1 297 |

NOTES TO TABLE 5 - NOTES DU TABLEAU 5 - ПРИМЕЧАНИЯ К ТАБЛИЦЕ 5

Explanation of code - Explication du code - Объяснение шифра

| | | |
|--|--|--|
| A = Total drivers. | A = Total des conducteurs. | A = Всего водители. |
| B = Drivers of cycles | B = Conducteurs de cycles. | B = Водители велосипедов. |
| C = Drivers of mopeds. | C = Conducteurs de cyclomoteurs. | C = Водители мопедов. |
| D = Drivers of motor cycles. | D = Conducteurs de motocycles. | D = Водители мотоциклов. |
| E = Drivers of passenger cars, including taxis. | E = Conducteurs de voitures particulières, y compris les taxis. | E = Водители легковых автомобилей, включая такси. |
| F = Drivers of other power driven vehicles. | F = Autres conducteurs de véhicules à propulsion mécanique. | F = Водители прочие механические транспортные средства. |
| G = Other vehicles. | G = Autres véhicules. | G = Прочие транспортные средства. |
| H = Pedestrians. | H = Piétons. | H = Пешеходы. |

Country notes - Notes relatives aux pays - Примечания к данным, представляемым странами

| | | |
|---|---|---|
| 1) Data refer to continent only. | 1) Les données se réfèrent au continent. | 1) Данные относятся только к континенту. |
| 2) The former Yugoslav Republic of Macedonia. | 2) L'ex-République yougoslave de Macédoine. | 2) Бывшая Югославская Республика Македония. |

6. Drivers and pedestrians under the influence of alcohol involved in a road traffic accidents which caused personal injury, by degree of alcohol concentration in blood

6. Conducteurs et piétons sous l'effet de l'alcool impliqués dans un accident ayant entraîné des lésions corporelles, par degré de concentration d'alcool dans le sang

6. Пешеходы и водители в состоянии алкогольного опьянения, попавшие в дорожно-транспортные происшествия, по степени концентрации алкоголя в крови

Unit : number - Unité : nombre - Единица: число

| Country Pays Страна | | Total Total Всего | Alcohol concentration in blood Concentration d'alcool dans le sang Концентрация алкоголя в крови | | |
|---------------------------|------|-------------------------|--|-------------|-----------|
| | | | < 0.8 ‰ | 0.8 - 1.5 ‰ | > 1.5 ‰ |
| Denmark | 1990 | 1 652 1) | ... | 540 | 831 |
| Danemark | 2002 | 1 258 1) | ... | 387 | 612 |
| Дания | 2003 | 1 210 1) | ... | 384 | 597 |
| Finland | 1990 | 1 641 1) | ... | 273 | 1 025 |
| Finlande | 2002 | 920 | ... | 217 | 638 |
| Финляндия | 2003 | 1 001 | ... | 230 | 707 |
| Germany | 1990 | ... | ... | ... | ... |
| Allemagne | 2002 | 25 701 | 3 626 | 6 252 | 15 043 2) |
| Германия | 2003 | 24 554 | 3 306 | 5 901 | 14 417 2) |
| Greece | 1990 | ... | ... | ... | ... |
| Grèce | 2002 | 1 148 | 725 | 265 | 158 |
| Греция | 2003 | 1 093 | 644 | 292 | 157 |
| Hungary | 1990 | 4 258 | ... | ... | ... |
| Hongrie | 2002 | 2 440 | 445 | 796 | 1 199 |
| Венгрия | 2003 | 2 450 | 453 | 751 | 1 246 |
| Portugal | 1990 | ... | ... | ... | ... |
| Portugal | 2002 | ... | ... | ... | ... |
| Португалия | 2003 | 57 102 | 55 372 | 772 | 958 |
| Slovenia | 1990 | ... | ... | ... | ... |
| Slovénie | 2002 | 1 034 | 112 3) | 376 | 546 |
| Словения | 2003 | 1 209 | 130 3) | 463 | 610 |
| Turkey | 1990 | ... | ... | ... | ... |
| Turquie | 2002 | 96 574 | 9 784 | 487 | 1 095 |
| Турция | 2003 | 103 661 | 15 810 | 660 | 1 198 |

1) Including pedestrians and drivers under the influence of alcohol with unknown alcohol concentration in blood.

1) Y compris les piétons et les conducteurs en état d'ébriété ayant un taux de concentration d'alcool dans le sang inconnu.

1) Включая пешеходов и водителей, определенно находившихся в состоянии алкогольного опьянения, но концентрация алкоголь в крови которых осталась неизвестной.

2) Alcohol concentration of 1.4 ‰ and over.

2) Taux de concentration d'alcool de 1.4 ‰ et plus.

2) Концентрация алкоголя 1.4 ‰ и выше.

3) Alcohol concentration between 0.5 ‰ and 0.8 ‰ .

3) Taux de concentration d'alcool entre 0.5 ‰ et 0.8 ‰ .

3) Концентрация алкоголя от 0.5 ‰ до 0.8 ‰ .

Background statistics

Statistiques auxiliaires

Вспомогательная статистика

7. Road vehicle fleet

7. Parc de véhicules routiers

7. Парк дорожно-транспортных средств

Unit: number - Unité: nombre - Единица: число ица: число

| Country Pays Потрана | | Vehicles at end of year Véhicules à la fin de l'année Транспортные средства к концу года | | | | | | | | |
|--|----------------------------|--|---|---|---|---|---|---|---|---|
| | | 1990 | 1995 | 1997 | 1998 | 1999 | 2000 | 2001 | 2002 | 2003 |
| | | Albania Albanie Албания | A B C D E F | | ... 5 560 58 682 6 651 25 790 3 334 | ... 3 545 76 822 8 747 30 105 3 151 | ... 4 109 90 766 9 227 34 378 2 731 | ... 4 061 99 220 10 316 37 880 3 018 | ... 3 808 114 532 16 806 43 301 2 274 | ... 3 447 133 533 20 813 49 600 2 721 |
| Andorra Andorre Андорра | A B C D E F | 44 194 | 52 491 | 53 101 164 935 ... | ... 8 423 55 391 168 959 ... | ... 8 712 58 130 180 1 011 ... | ... 9 136 60 287 180 983 ... | ... 9 380 61 704 185 994 ... | 63 616 | 66 250 |
| Austria Autriche Австрия | A B C D E F | 430 022 105 177 2 991 284 9 402 252 504 ... | 372 000 175 000 3 593 588 9 752 290 290 12 617 | 363 000 213 000 3 782 543 9 718 300 726 14 332 | 363 000 238 000 3 887 174 9 675 309 630 15 705 | 360 000 263 000 4 010 000 9 834 318 757 17 015 | 363 000 280 000 4 097 000 9 918 326 784 17 682 | 347 000 295 000 4 182 000 9 902 331 394 18 276 | 304 000 293 000 3 987 000 9 179 319 981 18 813 | 340 000 305 000 4 054 000 9 231 326 087 19 534 |
| Azerbaijan Azerbaïdjan Азербайджан | A B C D E F | 260 210 14 044 99 507 (a) | ... 13 307 278 285 12 768 79 673 33 174 | ... 3 204 271 265 12 053 71 938 ... | ... 9 271 281 320 13 666 79 934 20 272 | ... 9 269 306 933 14 941 69 685 13 100 | ... 6 389 332 026 16 756 78 566 13 100 | ... 6 719 342 958 17 275 77 142 ... | ... 8 278 350 600 17 422 76 928 ... | ... 7 312 370 439 18 781 77 019 ... |
| Belgium Belgique Бельгия | A B C D E F | ... 139 174 3 864 159 15 644 343 241 37 138 | ... 200 258 4 273 451 14 667 402 389 40 074 | ... 225 317 4 415 343 14 667 435 230 41 346 | ... 241 110 4 491 734 14 588 453 122 42 342 | ... 260 567 4 583 615 14 673 480 033 44 055 | ... 278 000 4 678 376 14 722 502 979 45 452 | ... 294 000 4 739 850 14 676 526 334 46 302 | ... 306 000 4 787 000 14 769 540 637 46 789 | ... 319 000 4 821 000 15 060 556 397 47 102 |
| Canada Canada Канада | A B C D E F | 28 000 331 000 12 622 000 ... 3 867 000 (a) | 22 281 298 100 13 192 272 64 339 3 420 277 (a) | 20 013 299 170 13 486 957 64 261 3 526 933 (a) | 19 822 313 680 13 887 270 68 307 3 625 818 (a) | ... 273 957 16 538 054 73 174 649 130 (a) | ... 311 275 16 832 168 77 341 661 433 (a) | ... 318 330 17 054 789 74 086 654 474 (a) | ... 350 088 17 543 659 75 517 644 316 (a) | ... 378 251 17 755 082 79 875 660 450 (a) |
| Croatia Croatie Хорватия | A B C D E F | ... 17 520 795 410 5 836 56 823 ... | 11 193 9 933 710 910 3 897 69 460 4 037 | 25 000 17 401 932 278 4 771 104 526 5 208 | 31 581 18 957 1 000 052 4 814 110 360 5 408 | 38 000 20 000 1 059 000 4 715 112 675 5 492 | 43 000 22 000 1 119 000 4 637 115 941 5 748 | 49 000 24 000 1 185 000 4 703 122 063 6 202 | 57 000 28 000 1 228 000 4 731 130 064 6 909 | |
| Cyprus Chypre Кипр | A B C D E F | 36 466 14 487 178 602 2 308 74 018 ... | 37 390 13 003 219 749 2 670 100 263 919 | 33 350 11 876 234 976 2 800 104 696 956 | 32 419 11 918 249 225 2 754 108 091 1 203 | 32 097 12 659 256 989 2 835 110 114 1 011 | 30 579 12 736 267 589 2 949 113 581 1 085 | 29 018 12 967 280 069 3 003 116 795 1 147 | 27 414 12 862 287 622 2 997 116 542 1 250 | 27 220 14 296 302 501 3 275 118 350 1 296 |

For notes and codes see end of table.

Voir notes et codes à la fin du tableau.

См. Примечания и шифр в конце таблицы.

7. Road vehicle fleet

7. Parc de véhicules routiers

7. Парк дорожно-транспортных средств

Unit: number - Unité: nombre - Единица: число ица: число

| Country Pays Потрана | | Vehicles at end of year Véhicules à la fin de l'année Транспортные средства к концу года | | | | | | | | |
|--|---|--|------------|------------|------------|------------|------------|------------|------------|------------|
| | | 1990 | 1995 | 1997 | 1998 | 1999 | 2000 | 2001 | 2002 | 2003 |
| | | | | | | | | | | |
| Czech Republic République tchèque Чешская Республика | A | ... | 510 825 | 519 737 | 519 818 | 454 055 | 430 500 | 438 000 | 443 800 | ... |
| | B | ... | 404 393 | 929 600 | 927 000 | 800 000 | 748 100 | 755 500 | 760 200 | 751 634 |
| | C | 3 043 316 | 3 043 316 | 3 391 541 | 3 492 961 | 3 439 745 | 3 438 900 | 3 529 800 | 3 647 100 | 3 706 012 |
| | D | 20 474 | 20 474 | 20 755 | 19 960 | 18 981 | 18 259 | 18 384 | 21 340 | 20 627 |
| | E | 202 929 | 202 929 | 246 621 | 260 276 | 268 259 | 275 617 | 296 412 | 323 434 | 340 094 |
| | F | ... | 16 382 | 18 751 | 20 035 | 21 151 | 22 669 | 24 823 | 26 061 | 25 652 |
| Denmark Danemark Дания | A | 119 928 | ... | 33 986 | 48 107 | 57 707 | 64 615 | 67 975 | 68 591 | 67 961 |
| | B | 44 111 | 51 946 | 59 889 | 64 013 | 69 231 | 73 695 | 78 390 | 83 000 | 87 779 |
| | C | 1 590 345 | 1 679 000 | 1 783 098 | 1 817 147 | 1 843 254 | 1 854 060 | 1 872 631 | 1 888 000 | 1 894 649 |
| | D | 8 109 | 13 669 | 13 779 | 13 911 | 13 909 | 13 968 | 13 954 | 13 986 | 14 132 |
| | E | 286 613 | 324 346 | 336 011 | 347 136 | 362 002 | 373 293 | 380 251 | 389 362 | 400 000 |
| | F | 6 628 | 9 412 | 9 961 | 10 497 | 11 256 | 11 557 | 12 009 | 12 400 | 12 805 |
| Estonia Estonie Эстония | A | ... | ... | ... | ... | ... | ... | ... | ... | ... |
| | B | 105 700 | 3 300 | 5 300 | 6 100 | 6 700 | 6 700 | 6 800 | 7 200 | 8 100 |
| | C | 241 664 | 383 444 | 427 678 | 450 954 | 458 700 | 463 900 | 407 300 | 400 700 | 434 000 |
| | D | 7 900 | 7 152 | 6 602 | 6 448 | 6 336 | 6 059 | 5 542 | 5 306 | 5 493 |
| | E | 67 700 | 65 598 | 76 605 | 80 617 | 81 030 | 82 119 | 80 535 | 80 179 | 83 430 |
| | F | ... | 29 600 | 31 100 | 50 908 | 50 726 | ... | ... | ... | ... |
| Finland 1) Finlande Финляндия | A | 109 000 | 94 000 | 98 062 | 101 000 | 103 000 | 103 000 | 103 000 | ... | ... |
| | B | 59 716 | 65 000 | 68 552 | 72 704 | 80 178 | 90 000 | 103 000 | 116 021 | 129 670 |
| | C | 1 938 856 | 1 900 855 | 1 948 126 | 2 021 116 | 2 082 580 | 2 134 728 | 2 161 000 | 2 194 683 | 2 274 577 |
| | D | 9 327 | 8 083 | 8 450 | 9 040 | 9 487 | 9 852 | 9 769 | 10 005 | ... |
| | E | 261 495 | 252 032 | 266 944 | 280 610 | 293 707 | 304 318 | 312 944 | 319 699 | 327 122 |
| | F | (a) | 3 832 | 5 069 | 5 253 | 5 209 | 5 309 | 5 271 | ... | ... |
| France France Франция | A | 2 300 000 | 1 562 000 | 1 518 000 | 1 482 000 | 1 461 000 | 1 442 000 | 1 421 000 | 1 387 000 | ... |
| | B | 813 000 | 729 000 | 779 000 | 839 000 | 912 000 | 968 000 | 1 019 000 | 1 054 000 | ... |
| | C | 23 550 000 | 25 100 000 | 26 090 000 | 26 810 000 | 27 480 000 | 28 060 000 | 28 700 000 | 29 160 000 | ... |
| | D | 73 700 | 81 800 | 82 000 | 84 961 | 85 668 | 85 749 | 86 954 | 85 876 | 87 101 |
| | E | 3 567 767 | 3 596 916 | 3 453 029 | 4 984 586 | 5 074 835 | 5 194 817 | 5 306 067 | 5 354 321 | 5 435 769 |
| | F | 166 809 | 175 746 | 180 646 | 184 359 | 190 916 | 197 688 | 201 961 | 208 511 | 218 921 |
| Georgia Géorgie Грузия | A | ... | ... | ... | ... | ... | ... | ... | ... | ... |
| | B | ... | ... | 7 413 | 7 637 | ... | ... | ... | ... | ... |
| | C | 481 900 | 360 600 | 265 600 | 260 400 | 247 900 | 244 800 | 247 800 | 252 000 | 255 200 |
| | D | 13 500 | 13 700 | 14 700 | 14 800 | 18 900 | 19 800 | 22 700 | 24 100 | 25 700 |
| | E | 84 900 | 90 600 | 64 900 | 56 200 | 50 000 | 47 000 | 47 000 | 45 500 | 42 900 |
| | F | ... | ... | ... | ... | ... | ... | ... | ... | ... |
| Germany Allemagne Германия | A | ... | 1 728 000 | 1 634 000 | 1 747 000 | 1 743 000 | ... | ... | ... | ... |
| | B | ... | 2 268 000 | 2 716 780 | 2 925 843 | 3 177 000 | 3 410 000 | 3 557 000 | 3 567 000 | ... |
| | C | ... | 40 404 294 | 41 371 992 | 41 673 787 | 42 324 000 | 43 772 300 | 44 383 000 | 44 657 300 | 45 022 900 |
| | D | 70 370 | 86 258 | 84 019 | 83 285 | 84 687 | 86 656 | 86 461 | 85 880 | ... |
| | E | ... | 2 215 236 | 2 315 483 | 2 370 599 | 2 465 535 | 2 610 885 | 2 649 097 | 2 619 267 | 2 586 300 |
| | F | ... | 124 079 | 134 829 | 140 516 | 153 527 | 171 124 | 177 884 | 178 114 | ... |
| Hungary Hongrie Венгрия | A | ... | ... | ... | ... | ... | ... | ... | ... | ... |
| | B | 168 817 | 159 152 | 138 029 | 97 073 | 87 573 | 91 000 | 93 100 | 97 593 | 103 000 |
| | C | 1 944 553 | 2 244 946 | 2 297 964 | 2 218 124 | 2 256 000 | 2 365 000 | 2 482 800 | 2 629 500 | 2 777 000 |
| | D | 26 438 | 20 464 | 18 890 | 18 795 | 17 988 | 18 100 | 18 058 | 18 114 | 18 111 |
| | E | 208 302 | 278 018 | 295 425 | 295 048 | 308 944 | 328 357 | 341 109 | 354 488 | 361 778 |
| | F | 38 397 | 32 614 | 27 030 | 24 591 | 23 559 | 24 426 | 25 220 | 26 786 | 29 752 |

For notes and code see end of table.

Voir notes et code à la fin du tableau.

См. Примечания и шифр в конце таблицы.

7. Road vehicle fleet

7. Parc de véhicules routiers

7. Парк дорожно-транспортных средств

Unit: number - Unité: nombre - Единица: число ица: число

| Country Pays Потрана | | Vehicles at end of year Véhicules à la fin de l'année Транспортные средства к концу года | | | | | | | | |
|----------------------------|---|--|------------|------------|------------|------------|------------|------------|------------|------------|
| | | 1990 | 1995 | 1997 | 1998 | 1999 | 2000 | 2001 | 2002 | 2003 |
| | | | | | | | | | | |
| Iceland | A | 422 | 509 | 596 | 527 | ... | ... | ... | ... | ... |
| Islande | B | 1 113 | 1 372 | 1 451 | 2 000 | 2 000 | 3 000 | 3 000 | 3 000 | 2 747 |
| Исландия | C | 119 731 | 119 232 | 132 468 | 140 372 | 151 409 | 158 936 | 159 865 | 162 000 | 166 869 |
| | D | 1 328 | 1 295 | 1 483 | 1 544 | 1 621 | 1 675 | 1 711 | 1 699 | 1 709 |
| | E | 13 122 | 14 487 | 15 712 | 15 905 | 17 115 | 18 662 | 19 175 | 19 443 | 21 235 |
| | F | ... | 270 | 316 | 645 | 692 | 772 | 814 | 834 | ... |
| Ireland | A | 10 000 | ... | ... | ... | ... | ... | ... | ... | ... |
| Irlande | B | 22 744 | 23 452 | 24 424 | 24 398 | 26 700 | 31 000 | 33 000 | 33 000 | 35 000 |
| Ирландия | C | 797 713 | 990 384 | 1 134 400 | 1 196 900 | 1 269 200 | 1 319 000 | 1 404 000 | 1 470 000 | 1 532 000 |
| | D | 4 047 | 5 282 | 7 007 | 7 194 | 7 794 | 8 247 | 8 462 | 8 486 | 8 803 |
| | E | 143 166 | 141 785 | 158 158 | 170 866 | 188 814 | 205 575 | 219 510 | 233 069 | 251 130 |
| | F | ... | ... | ... | ... | ... | ... | ... | ... | ... |
| Italy | A | 3 028 834 | 3 697 545 | 3 831 657 | 4 100 321 | 4 431 146 | 4 451 124 | 4 495 813 | 4 540 906 | ... |
| Italie | B | 2 974 671 | 2 946 415 | 2 598 000 | 2 759 000 | 2 976 000 | 3 376 000 | 3 732 000 | 4 050 000 | 4 375 947 |
| Италия | C | 27 415 828 | 30 301 424 | 30 741 953 | 31 370 765 | 32 038 290 | 32 583 815 | 33 239 029 | 33 706 153 | 34 310 446 |
| | D | 77 731 | 75 023 | 83 612 | 85 799 | 85 762 | 87 956 | 89 858 | 91 716 | 92 701 |
| | E | 2 348 992 | 2 708 801 | 3 059 140 | 3 171 494 | 3 221 335 | 3 377 573 | 3 541 545 | 3 751 699 | 3 933 930 |
| | F | 67 780 | 79 631 | 97 815 | 102 526 | 106 726 | 115 958 | 124 149 | 132 622 | 139 402 |
| Kazakhstan | A | ... | ... | ... | 532 | 1 470 | 1 146 | 1 205 | 1 143 | 1 436 |
| Kazakhstan | B | ... | ... | ... | 194 831 | 154 380 | 111 596 | 96 704 | 79 810 | 73 320 |
| Казахстан | C | 809 700 | 1 034 129 | 973 323 | 971 170 | 987 724 | 1 000 298 | 1 057 801 | 1 062 554 | 1 148 754 |
| | D | 55 011 | 45 574 | 34 130 | 29 547 | 26 146 | 24 685 | 24 436 | 24 785 | 26 007 |
| | E | ... | 260 828 | 165 048 | 128 133 | 106 331 | 94 291 | 88 268 | 88 642 | 89 640 |
| | F | ... | 12 978 | 8 049 | 6 907 | 5 862 | 5 597 | 5 255 | 5 632 | 6 188 |
| Kyrgyzstan | A | ... | ... | ... | ... | ... | ... | ... | ... | ... |
| Kirghizistan | B | ... | 59 500 | 26 634 | 22 539 | 19 555 | 18 723 | 10 834 | ... | ... |
| Кыргызстан | C | 194 592 | 197 500 | 176 075 | 187 734 | 187 322 | 189 827 | 189 796 | 188 711 | 188 900 |
| | D | ... | ... | ... | ... | ... | ... | ... | ... | ... |
| | E | ... | ... | ... | ... | ... | ... | ... | ... | ... |
| | F | ... | ... | ... | ... | ... | ... | ... | ... | ... |
| Latvia | A | ... | ... | ... | ... | ... | ... | ... | ... | ... |
| Lettonie | B | ... | 15 729 | 19 267 | 19 409 | 19 500 | 20 700 | 21 400 | 22 200 | ... |
| Латвия | C | 331 837 | 332 000 | 431 816 | 482 670 | 525 572 | 556 800 | 586 200 | 619 100 | 648 901 |
| | D | 12 138 | 16 813 | 18 877 | 11 829 | 11 870 | 11 807 | 11 605 | 11 475 | 10 983 |
| | E | 53 692 | 60 769 | 67 463 | 74 954 | 80 112 | 86 853 | 88 890 | 91 602 | 104 626 |
| | F | 6 273 | 7 899 | 9 308 | 9 988 | 10 108 | 10 228 | 10 818 | 11 132 | ... |
| Liechtenstein | A | ... | ... | 1 136 | 1 351 | 1 500 | 940 | 946 | 1 100 | 1 123 |
| Liechtenstein | B | ... | ... | 1 784 | 1 895 | 2 063 | 2 139 | 2 242 | 2 310 | 2 402 |
| Лихтенштейн | C | ... | ... | 19 926 | 20 469 | 21 150 | 21 784 | 22 626 | 23 265 | 23 524 |
| | D | ... | ... | 121 | 132 | 115 | 103 | 113 | 103 | 99 |
| | E | ... | ... | 2 204 | 2 308 | 2 428 | 2 166 | 2 292 | 2 344 | 2 317 |
| | F | ... | ... | ... | ... | ... | 294 | 308 | 321 | 243 |
| Lithuania | A | ... | ... | ... | ... | ... | ... | ... | ... | ... |
| Lituanie | B | ... | 20 000 | 19 128 | 19 266 | 19 500 | 19 800 | 20 200 | 21 000 | 22 000 |
| Литва | C | 492 978 | 718 469 | 882 101 | 980 910 | 1 089 300 | 1 172 400 | 1 133 500 | 1 180 900 | 1 257 000 |
| | D | 15 707 | 17 584 | 15 435 | 15 679 | 16 090 | 15 543 | 15 641 | 15 842 | 16 006 |
| | E | 83 035 | 101 422 | 84 731 | 89 866 | 86 824 | 88 346 | 89 373 | 93 508 | 97 454 |
| | F | 7 752 | 7 469 | 8 939 | 9 588 | 9 752 | 10 267 | 11 016 | 12 037 | 13 063 |

For notes and codes see end of table.

Voir notes et codes à la fin du tableau.

См. Примечания и шифр в конце таблицы.

7. Road vehicle fleet

7. Parc de véhicules routiers

7. Парк дорожно-транспортных средств

Unit: number - Unité: nombre - Единица: число ица: число

| Country Pays Потрана | | Vehicles at end of year Véhicules à la fin de l'année Транспортные средства к концу года | | | | | | | | |
|------------------------------|---|--|-----------|-----------|-----------|-----------|-----------|------------|------------|------------|
| | | 1990 | 1995 | 1997 | 1998 | 1999 | 2000 | 2001 | 2002 | 2003 |
| | | | | | | | | | | |
| Luxembourg | A | ... | ... | ... | ... | ... | ... | ... | ... | ... |
| Luxembourg | B | 3 930 | 8 406 | 9 296 | 9 946 | 10 819 | 11 486 | 11 945 | 11 961 | 12 671 |
| Люксембург | C | 191 588 | 231 666 | 244 129 | 253 406 | 263 475 | 273 086 | 280 709 | 280 713 | 287 245 |
| | D | 760 | 871 | 944 | 945 | 984 | 1 051 | 1 122 | 1 123 | 1 176 |
| | E | 11 275 | 15 794 | 16 276 | 17 020 | 18 025 | 19 226 | 20 415 | 21 730 | 22 606 |
| | F | 6 697 | 8 864 | 9 319 | 9 870 | 3 327 | 5 254 | 4 521 | ... | ... |
| Malta 2) | A | ... | ... | ... | ... | ... | ... | ... | ... | ... |
| Malte | B | 7 685 | 17 411 | 13 881 | 11 200 | 11 870 | 12 402 | 12 830 | 13 324 | 13 420 |
| Мальта | C | 109 131 | 180 851 | 183 774 | 173 700 | 182 642 | 189 123 | 195 400 | 201 900 | 202 171 |
| | D | 978 | 1 014 | 1 077 | 1 117 | 1 133 | 1 141 | 1 125 | 1 134 | 1 150 |
| | E | 21 870 | 40 835 | 46 312 | 48 403 | 42 687 | 41 983 | 42 399 | 42 615 | 44 657 |
| | F | (a) | (a) | (a) | (a) | (a) | 1 181 | 1 264 | 1 237 | 1 200 |
| Netherlands | A | 458 000 | 684 000 | 525 000 | 529 000 | ... | ... | ... | ... | ... |
| Pays-Bas | B | 159 000 | 315 000 | 373 435 | 392 459 | 414 000 | 438 000 | 461 000 | 494 000 | ... |
| Нидерланды | C | 5 205 000 | 5 664 000 | 5 931 387 | 6 119 581 | 6 343 000 | 6 539 000 | 6 711 000 | 6 855 000 | ... |
| | D | 11 628 | 11 636 | 10 801 | 11 006 | 11 210 | 11 374 | 11 326 | 11 000 | ... |
| | E | 491 000 | 582 762 | 648 391 | 710 169 | 779 427 | 839 435 | 880 469 | 918 000 | ... |
| | F | 35 208 | 43 484 | 49 008 | 52 647 | 56 759 | 59 828 | 62 013 | 63 000 | ... |
| Norway | A | 137 585 | 115 211 | 113 839 | 113 868 | 114 868 | 115 892 | 121 159 | 130 523 | 140 796 |
| Norvège | B | 30 369 | 43 413 | 60 764 | 70 479 | 78 133 | 85 672 | 90 268 | 94 645 | 98 800 |
| Норвегия | C | 1 613 037 | 1 684 664 | 1 758 001 | 1 786 404 | 1 813 642 | 1 851 929 | 1 872 862 | 1 899 767 | 1 933 660 |
| | D | 21 222 | 32 515 | 35 171 | 36 218 | 37 039 | 36 686 | 35 667 | 34 110 | 32 374 |
| | E | ... | ... | ... | 69 520 | 70 694 | 70 652 | 76 414 | 77 442 | 79 356 |
| | F | 3 604 | 4 051 | 4 816 | 5 133 | 5 265 | 5 299 | ... | ... | ... |
| Poland | A | ... | 750 000 | 763 365 | 743 611 | 637 000 | 590 400 | 400 500 | 391 300 | 401 000 |
| Pologne | B | 1 356 553 | 929 269 | 842 358 | 819 902 | 804 000 | 802 600 | 845 500 | 868 900 | 846 000 |
| Польша | C | 5 260 646 | 7 517 266 | 8 533 449 | 8 890 763 | 9 283 000 | 9 991 300 | 10 503 000 | 11 028 900 | 11 244 000 |
| | D | 92 403 | 85 413 | 81 788 | 80 827 | 78 958 | 82 590 | 82 500 | 83 389 | 82 769 |
| | E | 1 010 143 | 1 298 711 | 1 421 492 | 1 484 575 | 1 597 874 | 1 783 008 | 1 876 155 | 2 051 831 | 2 191 762 |
| | F | 35 934 | 55 388 | 65 947 | 78 239 | 85 013 | 96 060 | 103 138 | 110 783 | 121 657 |
| Romania | A | 206 202 | 205 032 | 206 454 | 204 340 | 203 603 | 198 530 | 174 100 | 130 500 | 132 900 |
| Roumanie | B | 105 444 | 122 692 | 123 913 | 121 335 | 121 547 | 117 155 | 103 100 | 100 600 | 103 000 |
| Румыния | C | 1 292 283 | 2 197 477 | 2 605 465 | 2 822 254 | 2 980 014 | 3 128 782 | 3 225 500 | 2 971 000 | 3 087 600 |
| | D | 29 108 | 42 997 | 45 015 | 46 508 | 47 305 | 48 142 | 47 724 | 40 761 | 41 947 |
| | E | ... | 317 874 | 356 321 | 380 312 | 410 159 | 413 493 | 418 522 | 409 013 | 426 013 |
| | F | ... | 22 085 | 24 249 | 26 552 | 28 721 | 31 923 | 34 908 | 33 852 | 35 580 |
| Serbia and Montenegro | A | ... | ... | ... | ... | ... | ... | ... | ... | ... |
| Serbie-et-Monténégro | B | 43 000 | ... | 39 904 | 40 743 | 35 952 | 13 700 | ... | ... | ... |
| Сербия и Черногория | C | 1 406 000 | 1 601 143 | 1 603 321 | 1 770 070 | 1 712 128 | 1 407 000 | 1 498 800 | 1 359 200 | ... |
| | D | 13 100 | 13 967 | 12 022 | 12 659 | 12 520 | 9 760 | 9 895 | 8 911 | ... |
| | E | 93 000 | ... | 131 947 | 145 760 | 141 968 | 123 135 | 130 293 | 119 444 | ... |
| | F | ... | ... | 313 871 | 315 584 | 326 210 | 116 189 | 118 255 | 119 031 | ... |
| Slovakia | A | (b) | 147 272 | ... | ... | ... | ... | ... | ... | ... |
| Slovaquie | B | 286 250 | 81 847 | 81 062 | 100 891 | 44 200 | 45 600 | 46 700 | 47 900 | 49 000 |
| Словакия | C | 875 550 | 1 015 794 | 1 135 914 | 1 196 109 | 1 236 400 | 1 274 200 | 1 292 800 | 1 326 900 | 1 356 000 |
| | D | 14 301 | 12 053 | 11 485 | 11 515 | 11 335 | 11 149 | 10 889 | 10 834 | 10 852 |
| | E | 145 531 | 148 431 | 148 456 | 154 771 | 157 651 | 149 902 | 156 481 | 164 484 | 174 173 |
| | F | ... | 1 306 | ... | 1 721 | 2 306 | 3 281 | 4 994 | 6 837 | 8 851 |

For notes and codes see end of table.

Voir notes et codes à la fin du tableau.

См. Примечания и шифр в конце таблицы.

7. Road vehicle fleet

7. Parc de véhicules routiers

7. Парк дорожно-транспортных средств

Unit: number - Unité: nombre - Единица: число ица: число

| Country Pays Потрана | | Vehicles at end of year Véhicules à la fin de l'année Транспортные средства к концу года | | | | | | | | |
|--------------------------------|----------|--|-------------|-------------|-------------|-------------|-------------|-------------|-------------|-------------|
| | | 1990 | 1995 | 1997 | 1998 | 1999 | 2000 | 2001 | 2002 | 2003 |
| | | | | | | | | | | |
| Slovenia | A | ... | 583 | ... | ... | ... | ... | ... | 38 732 | 30 393 |
| Slovénie | B | 15 842 | 8 430 | 8 342 | 9 213 | 9 978 | 11 308 | 11 723 | 11 200 | 12 156 |
| Словения | C | 578 268 | 698 212 | 779 000 | 814 000 | 849 000 | 869 000 | 885 000 | 873 962 | 889 580 |
| | D | 3 077 | 2 467 | 2 372 | 2 327 | 2 319 | 2 259 | 2 212 | 2 189 | 2 188 |
| | E | 30 767 | 39 371 | 44 248 | 45 769 | 47 888 | 50 232 | 51 836 | 55 242 | 55 100 |
| | F | ... | 3 326 | 3 766 | 3 912 | 4 077 | 4 298 | 4 602 | 5 027 | 4 975 |
| Spain | A | ... | ... | ... | ... | ... | ... | ... | ... | ... |
| Espagne | B | 1 073 400 | 1 301 180 | 1 326 000 | 1 361 000 | 1 404 000 | 1 446 000 | 1 483 000 | 1 517 208 | 1 513 526 |
| Испания | C | 11 995 640 | 14 212 259 | 15 297 000 | 16 050 057 | 16 848 000 | 17 449 000 | 18 151 000 | 18 732 632 | 18 688 320 |
| | D | 45 767 | 47 375 | 50 035 | 51 805 | 53 540 | 54 732 | 56 146 | 56 953 | 55 993 |
| | E | 2 332 928 | 2 936 765 | 3 205 974 | 3 393 446 | 3 604 972 | 3 780 221 | 3 949 001 | 4 091 875 | 4 188 910 |
| | F | 68 157 | 87 481 | 104 121 | 116 305 | 130 216 | 142 955 | 155 957 | 167 014 | 174 507 |
| Sweden | A | ... | 54 400 | ... | ... | ... | ... | 11 000 | 14 000 | 28 000 |
| Suède | B | 41 100 | 63 000 | 90 461 | 101 003 | 119 900 | 140 000 | 158 000 | 175 000 | 188 000 |
| Швеция | C | 3 600 518 | 3 631 000 | 3 702 000 | 3 791 000 | 3 890 000 | 3 999 000 | 4 019 000 | 4 043 000 | 4 075 000 |
| | D | 14 595 | 14 577 | 14 838 | 14 924 | 14 869 | 14 417 | 14 246 | 14 013 | 13 742 |
| | E | 309 520 | 302 720 | 315 804 | 337 973 | 354 293 | 367 515 | 389 045 | 402 203 | 421 561 |
| | F | 3 975 | 4 989 | 5 506 | 6 163 | 6 488 | 6 707 | 6 648 | 6 737 | 6 667 |
| Switzerland | A | 464 609 | 333 427 | 298 895 | 283 722 | 265 000 | 239 000 | 220 000 | 208 000 | 198 520 |
| Suisse | B | 299 264 | 370 699 | 410 749 | 435 042 | 464 357 | 494 000 | 521 000 | 545 132 | 567 358 |
| Швейцария | C | 2 985 399 | 3 229 169 | 3 323 421 | 3 383 273 | 3 467 275 | 3 545 000 | 3 630 000 | 3 700 951 | 3 753 890 |
| | D | 31 293 | 36 967 | 38 508 | 39 012 | 39 692 | 40 260 | 41 342 | 42 401 | 43 629 |
| | E | 246 194 | 255 588 | 256 956 | 259 871 | 266 074 | 270 325 | 276 573 | 281 095 | 292 000 |
| | F | 5 942 | 6 764 | 7 244 | 7 509 | 7 880 | 8 193 | 8 673 | 9 047 | ... |
| Turkey | A | ... | ... | ... | ... | ... | ... | ... | ... | ... |
| Turquie | B | 531 941 | 819 922 | 905 121 | 940 935 | 975 746 | 1 011 284 | 1 031 221 | 1 046 907 | 1 073 415 |
| Турция | C | 1 649 879 | 3 058 511 | 3 570 105 | 3 838 288 | 4 072 326 | 4 422 180 | 4 534 803 | 4 600 140 | 4 700 343 |
| | D | 188 099 | 263 248 | 298 953 | 319 856 | 333 869 | 354 339 | 358 687 | 361 797 | 368 894 |
| | E | 520 760 | 719 164 | 883 424 | 997 167 | 1 071 902 | 1 188 742 | 1 229 668 | 1 274 406 | 1 378 491 |
| | F | ... | 27 774 | 33 285 | 36 601 | ... | ... | ... | ... | ... |
| United Kingdom 3) | A | 279 000 | 115 276 | 96 000 | 96 000 | 100 000 | 120 000 | 126 000 | 126 000 | 133 000 |
| Royaume-Uni | B | 712 000 | 627 479 | 758 000 | 820 000 | 897 000 | 968 000 | 1 026 000 | 1 112 000 | 1 181 000 |
| Соединенное Королевство | C | 21 485 000 | 21 950 810 | 23 450 000 | 23 922 000 | 24 628 000 | 25 067 000 | 25 783 000 | 26 460 000 | 26 953 000 |
| | D | 157 000 | 158 174 | 165 820 | 166 000 | 173 358 | 177 793 | 176 968 | 177 994 | 179 691 |
| | E | 2 330 200 | 2 461 871 | 2 678 806 | 2 770 317 | 2 803 304 | 2 861 463 | 2 960 542 | 3 052 688 | 3 072 742 |
| | F | 106 000 | 117 278 | 121 000 | 306 424 | 310 994 | 301 240 | 286 149 | 286 011 | 299 418 |
| United States | A | (a) | (a) | (a) | (a) | (a) | (a) | (a) | (a) | (a) |
| Etats-Unis | B | 4 222 987 | 3 897 000 | 3 826 373 | 3 879 450 | 4 152 433 | 4 346 068 | 490 356 | 5 004 156 | 5 370 035 |
| Соединенные Штаты | C | 181 975 000 | 194 125 000 | 199 973 000 | 203 168 743 | 207 788 420 | 212 706 399 | 221 821 103 | 220 931 982 | 222 701 430 |
| | D | 626 987 | 685 500 | 697 548 | 715 540 | 728 777 | 746 125 | 749 548 | 760 717 | 776 550 |
| | E | 16 008 545 | 6 719 421 | 7 083 326 | 7 732 270 | 7 791 426 | 8 022 649 | 7 857 674 | 7 927 280 | 7 912 018 |
| | F | 1 338 149 | 1 335 465 | 1 466 521 | 1 500 546 | 1 533 771 | 1 587 611 | 1 940 346 | 1 850 545 | 1 852 031 |

For notes and codes see end of table.

Voir notes et codes à la fin du tableau.

См. Примечания и шифр в конце таблицы.

NOTES TO TABLE 7 - NOTES DU TABLEAU 7 - ПРИМЕЧАНИЯ К ТАБЛИЦЕ 7

Explanation of code - Explication du code - Объяснение шифра

| | | |
|---|---|---|
| A = Mopeds. | A = Cyclomoteurs. | A = Мопеды. |
| B = Motorcycles. | B = Motocycles. | B = Мотоциклы. |
| C = Passenger cars, including taxis. | C = Voitures particulières, y compris les taxis. | C = Легкие автомобили, включая такси. |
| D = Buses, coaches and trolleybuses. | D = Autocars, autobus et trolleybus. | D = Междугородные и городские автобусы, троллейбусы. |
| E = Lorries. | E = Camions. | E = Грузовые автомобили. |
| F = Road tractors. | F = Tracteurs routiers. | F = Дорожные тягачи. |

General notes - Notes générales - Общие примечания

| | | |
|--|---|---|
| (a) Road tractors are included with lorries. | (a) Les tracteurs routiers sont comptabilisés avec les camions. | (a) Дорожные тягачи включены в раздел грузовых автомобилей. |
| (b) Mopeds are included with motorcycles. | (b) Les cyclomoteurs sont comptabilisés avec les motocycles. | (b) Мопеды включены в раздел мотоциклов. |

Country notes - Notes relatives aux pays - Примечания к данным, представляемым странами

| | | |
|--|--|--|
| 1) Excluding mopeds,lorries and road tractors registered in Aland. | 1) Non compris les cyclomoteurs, les camions et les tracteurs routiers non immatriculés à Aland. | 1) Кроме мопедов, грузовых автомобилей и дорожных тягачей, зарегистрированных на Аландских островах. |
| 2) Lorries include agricultural tractors and special vehicles. | 2) Les camions incluent les tracteurs agricoles et les véhicules spéciaux. | 2) Грузовые автомобили, включая сельскохозяйственные тракторы и специальные транспортные средства. |
| 3) Data refer to Great Britain. | 3) Les données se réfèrent à la Grande Bretagne. | 3) Вода, данные относятся к Великобритании. |

8. Estimated vehicle-kilometres run

8. Estimation des véhicules-kilomètres parcourus

8. Оценка пройденных транспортное средство-километров

millions - число

| Country Pays Страна | | Total Total Всего | Mopeds (A) | Motorcycles (B) | Passenger cars (C) | Buses, coaches and trolleybuses (D) | Lorries and road tractors (E) |
|---------------------------|------|-------------------------|---------------|--------------------|-----------------------|---|-------------------------------------|
| Armenia | 1990 | ... | ... | ... | ... | ... | ... |
| Arménie | 2002 | 262.1 | ... | ... | 66.1 | 135.9 | 58.6 |
| Армения | 2003 | 317.1 | 0.1 | ... | 80.0 | 161.2 | 74.8 |
| Bulgaria | 1990 | ... | ... | ... | ... | ... | ... |
| Bulgarie | 2002 | ... | ... | ... | ... | 656.3 | 1 170.7 |
| Болгария | 2003 | ... | ... | ... | ... | 568.2 | 1 290.0 |
| Canada | 1990 | ... | ... | ... | ... | ... | ... |
| Canada | 2002 | 315 815.0 | ... | ... | 290 320.1 | 1 888.0 | 23 606.9 |
| Канада | 2003 | 312 617.5 | ... | ... | 286 271.2 | 1 613.9 | 24 731.4 |
| Estonia | 1990 | ... | ... | ... | ... | ... | ... |
| Estonie | 2002 | 6 842.7 | ... | ... | 5 430.5 | 176.1 | 1 236.2 |
| Эстония | 2003 | 7 416.5 | ... | ... | 5 894.8 | 181.8 | 1 339.9 |
| Finland | 1990 | 40 550.0 | ... | 800.0 | 33 430.0 | 680.0 | 5 640.0 |
| Finlande | 2002 | 52 515.5 | ... | 900.0 | 41 675.0 | 595.0 | 6 480.0 |
| Финляндия | 2003 | 53 665.5 | ... | 900.0 | 42 565.0 | 590.0 | 6 635.0 |
| France | 1990 | ... | ... | 6 230.0 | ... | ... | ... |
| France | 2002 | 552 664.0 | ... | 7 669.0 | 508 237.0 | 2 887.0 | 33 871.0 |
| Франция | 2003 | 556 900.0 | ... | 7 900.0 | 512 700.0 | 2 900.0 | 33 400.0 |
| Georgia | 1990 | ... | ... | ... | ... | ... | ... |
| Géorgie | 2002 | 325.3 | 0.1 | 3.5 | 252.0 | 24.3 | 45.5 |
| Грузия | 2003 | 328.5 | 0.1 | 3.2 | 255.2 | 25.9 | 42.9 |
| Germany | 1990 | ... | ... | ... | ... | ... | ... |
| Allemagne | 2002 | 687 325.0 | 3 754.0 | 12 167.0 | 583 560.0 | 3 634.0 | 72 044.0 |
| Германия | 2003 | 682 161.0 | 3 941.0 | 12 516.0 | 577 848.0 | 3 517.0 | 71 949.0 |
| Israel | 1990 | ... | ... | ... | ... | ... | ... |
| Israël | 2002 | 37 960.0 | 282.0 | 385.0 | 25 542.0 | 1 200.0 | 10 551.0 |
| Израиль | 2003 | 38 944.0 | 249.0 | 421.0 | 26 143.0 | 1 203.0 | 10 928.0 |
| Kyrgyzstan | 1990 | ... | ... | ... | ... | ... | ... |
| Kirghizistan | 2002 | 2 627.6 | ... | 36.9 | 1 935.5 | 273.6 | 381.6 |
| Кыргызстан | 2003 | 2 413.8 | ... | 17.0 | 1 515.4 | 329.6 | 451.8 |
| Lithuania | 1990 | ... | ... | ... | ... | ... | ... |
| Lituanie | 2002 | ... | ... | ... | ... | 167.0 | 1 136.0 |
| Литва | 2003 | ... | ... | ... | ... | 174.0 | 1 165.0 |
| Norway | 1990 | ... | ... | ... | ... | ... | ... |
| Norvège | 2002 | 34 403.0 | 407.0 | 598.0 | 28 507.0 | 343.0 | 4 548.0 |
| Норвегия | 2003 | 34 957.0 | 439.0 | 631.0 | 29 344.0 | 343.0 | 4 200.0 |
| Poland | 1990 | ... | ... | ... | ... | ... | ... |
| Pologne | 2002 | ... | ... | ... | ... | 1 993.0 | 44 190.0 |
| Польша | 2003 | ... | ... | ... | ... | 1 987.0 | 48 730.0 |
| Republic of Moldova | 1990 | ... | ... | ... | ... | ... | ... |
| République de Moldova | 2002 | ... | ... | ... | 191.0 | 212.0 | 306.0 |
| Республика Молдова | 2003 | ... | ... | ... | 211.0 | 247.0 | 327.0 |
| Slovakia | 1990 | ... | ... | ... | ... | ... | ... |
| Slovaquie | 2002 | ... | ... | ... | ... | 344.0 | 1 042.0 |
| Словакия | 2003 | ... | ... | ... | ... | 353.6 | 1 215.2 |

For notes and codes see end of table.

Voir notes et codes à la fin du tableau.

См. Примечания и шифр в конце таблицы.

8. Estimated vehicle-kilometres run

8. Estimation des véhicules-kilomètres parcourus

8. Оценка пройденных транспортное средство-километров

millions - число

| Country Pays Страна | | Total Total Всего | Mopeds (A) | Motorcycles (B) | Passenger cars (C) | Buses, coaches and trolleybuses (D) | Lorries and road tractors (E) |
|---------------------------|------|-------------------------|---------------|--------------------|-----------------------|---|-------------------------------------|
| Slovenia | 1990 | ... | ... | ... | 4 749.0 | 131.0 | 740.0 |
| Slovénie | 2002 | 9 787.0 | ... | 43.6 | 8 571.0 | 83.0 | 1 090.0 |
| Словения | 2003 | 10 306.7 | ... | 46.5 | 8 918.2 | 87.5 | 1 254.5 |
| Sweden | 1990 | ... | ... | ... | 59 400.0 | ... | ... |
| Suède | 2002 | 73 953.0 | ... | 967.0 | 60 934.0 | 1 012.0 | 11 040.0 |
| Швеция | 2003 | ... | ... | ... | ... | ... | ... |
| Switzerland | 1990 | ... | ... | 1 211.0 | 42 649.0 | ... | ... |
| Suisse | 2002 | ... | 232.0 | 1 891.0 | 51 877.0 | ... | ... |
| Швейцария | 2003 | ... | 221.0 | 1 969.0 | 52 705.0 | ... | ... |
| Turkey | 1990 | ... | ... | ... | ... | ... | ... |
| Turquie | 2002 | 51 664.0 | ... | ... | 33 204.0 | 2 838.0 | 15 622.0 |
| Турция | 2003 | 52 357.0 | ... | ... | 33 802.0 | 2 828.0 | 15 727.0 |
| Ukraine | 1990 | ... | ... | ... | ... | ... | ... |
| Ukraine | 2002 | 12 409.7 | ... | ... | 3 784.0 | 2 375.1 | 6 250.6 |
| Украина | 2003 | ... | ... | ... | 4 303.8 | 2 485.2 | 6 538.9 |
| United Kingdom 1) | 1990 | 407 570.0 | ... | 6 400.0 | 330 740.0 | 4 690.0 | 65 740.0 |
| Royaume-Uni | 2002 | 431 000.0 | ... | 5 078.0 | 392 400.0 | 5 201.0 | 28 345.0 |
| Соединенное Королевство | 2003 | 432 500.0 | ... | 5 600.0 | 393 000.0 | 5 400.0 | 28 500.0 |

NOTES TO TABLE 8 - NOTES DU TABLEAU 8 - ПРИМЕЧАНИЯ К ТАБЛИЦЕ 8

Explanation of code - Explication du code - Объяснение шифра

A = Mopeds.

B = Motorcycles

C = Passenger cars, including taxis.

D = Motor coaches, buses and
trolleybuses.

E = Lorries and road tractors.

A = Cyclomoteurs.

B = Motocycles.

C = Voitures particulières, y compris
les taxis.

D = Autocars, autobus et trolleybus.

E = Camions et tracteurs routiers.

A = Мопеды.

B = Мотоциклы.

C = Легкие автомобили, включая такси.

D = Междугородные и городские автобусы,
троллейбусы.

E = Грузовые автомобили и дорожные тягачи.

Country notes - Notes relatives aux pays - Примечания к данным, представляемым странами

1) Data refer to Great Britain.

1) Les données se réfèrent à la Grande
Bretagne.

1) Данные относятся к Великобритании.

9. Estimates of population and distribution by age group, 2003

9. Estimations de la population et répartition par groupe d'âge, 2003

9. Оценки населения и распределение по возрастным группам, 2003 г.

| | Unit Unité Единица | Total Total | < 6 | 6 - 9 | 10 - 14 | 15 - 17 | 18 - 20 | 21 - 24 | 25 - 64 | ≥ 65 |
|---|--------------------------|-----------------|----------------|----------------|----------------|----------------|----------------|----------------|------------------|-----------------|
| Albania 1) Albanie Албания | 1000 % | 3 102.8 100 | 258.9 8.34 | 291.0 9.38 | 320.7 10.34 | 308.1 9.93 | ... | 248.9 8.02 | 1 431.1 46.12 | 244.2 7.87 |
| Andorra 2) Andorre Андорра | 1000 % | 72.3 100 | 7.2 9.9 | ... | 3.6 5.0 | 3.3 4.5 | 4.4 6.1 | ... | 44.7 61.8 | 9.1 12.6 |
| Armenia Arménie Армения | 1000 % | 3 212.2 100 | 225.4 7.0 | 188.2 5.9 | 309.5 9.6 | 191.8 6.0 | 188.4 5.9 | 226.5 7.1 | 1 553.8 48.4 | 328.6 10.2 |
| Austria Autriche Австрия | 1000 % | 8 140.1 100 | 479.2 5.9 | 362.4 4.5 | 487.3 6.0 | 287.8 3.5 | 295.4 3.6 | 410.6 5.0 | 4 553.0 55.9 | 1 264.5 15.5 |
| Azerbaijan Azerbaïdjan Азербайджан | 1000 % | 8 265.7 100 | 669.7 8.1 | 593.4 7.2 | 915.7 11.1 | 551.1 6.7 | 508.5 6.2 | 590.3 7.1 | 3 872.7 46.9 | 564.3 6.8 |
| Belarus Bélarus Беларусь | 1000 % | 9 849.1 100 | 542.7 5.5 | 388.2 3.9 | 664.5 6.7 | 498.3 5.1 | 506.2 5.1 | 616.5 6.3 | 5 225.3 53.1 | 1 407.4 14.3 |
| Belgium 3) Belgique Бельгия | 1000 % | 10 396.4 100 | 571.4 5.5 | 590.1 5.7 | 636.0 6.1 | 611.0 5.9 | 645.0 6.2 | ... | 5 562.8 53.5 | 1 780.1 17.1 |
| Bulgaria Bulgarie Болгария | 1000 % | 7 801.3 100 | 394.0 5.1 | 265.2 3.4 | 446.6 5.7 | 313.8 4.0 | 319.0 4.1 | 444.3 5.7 | 4 284.6 54.9 | 1 333.7 17.1 |
| Canada Canada Канада | 1000 % | 31 629.7 100 | 2 080.2 6.6 | 1 583.9 5.0 | 2 117.6 6.7 | 1 251.0 4.0 | 1 308.9 4.1 | 1 749.2 5.5 | 17 478.9 55.3 | 4 060.1 12.8 |
| Croatia Croatie Хорватия | 1000 % | 4 441.4 100 | 260.5 5.9 | 203.3 4.6 | 258.2 5.8 | 166.9 3.8 | 180.7 4.1 | 249.7 5.6 | 2 388.5 53.8 | 733.6 16.5 |
| Cyprus Chypre Кипр | 1000 % | 730.4 100 | 50.5 6.9 | 40.6 5.6 | 55.0 7.5 | 33.6 4.6 | 34.9 4.8 | 46.4 6.4 | 382.5 52.4 | 86.9 11.9 |
| Czech Republic République tchèque Чешская Республика | 1000 % | 10 211.5 100 | 545.2 5.3 | 381.9 3.7 | 627.4 6.1 | 393.5 3.9 | 406.7 4.0 | 603.9 5.9 | 5 829.7 57.1 | 1 423.2 13.9 |
| Denmark Danemark Дания | 1000 % | 5 397.6 100 | 397.7 7.4 | 281.6 5.2 | 338.3 6.3 | 181.4 3.4 | 168.9 3.1 | 243.3 4.5 | 2 981.9 55.2 | 804.6 14.9 |
| Estonia Estonie Эстония | 1000 % | 1 351.1 100 | 75.1 5.6 | 50.8 3.8 | 89.8 6.6 | 64.8 4.8 | 63.7 4.7 | 79.2 5.9 | 708.6 52.4 | 218.7 16.2 |
| Finland Finlande Финляндия | 1000 % | 5 219.7 100 | 340.3 6.5 | 249.6 4.8 | 330.2 6.3 | 188.6 3.6 | 199.5 3.8 | 262.6 5.0 | 2 835.8 54.3 | 813.2 15.6 |
| France France Франция | 1000 % | 59 900.3 100 | 4 510.0 7.5 | 2 877.5 4.8 | 3 737.8 6.2 | 2 338.9 3.9 | 2 297.0 3.8 | 3 157.8 5.3 | 31 175.5 52.0 | 9 805.8 16.4 |
| Georgia 4) Géorgie Грузия | 1000 % | 4 315.2 100 | 240.7 5.6 | 252.3 5.8 | 310.7 7.2 | ... | 349.2 8.1 | 367.5 8.5 | 2 222.8 51.5 | 572.0 13.3 |

For notes see end of table.

Voir notes à la fin du tableau.

См. примечания в конце таблицы.

9. Estimates of population and distribution by age group, 2003

9. Estimations de la population et répartition par groupe d'âge, 2003

9. Оценки населения и распределение по возрастным группам, 2003 г.

| | Unit Unité Единица | Total Total | < 6 | 6 - 9 | 10 - 14 | 15 - 17 | 18 - 20 | 21 - 24 | 25 - 64 | ≥ 65 |
|---|--------------------------|-------------------|----------------|----------------|----------------|----------------|----------------|----------------|------------------|------------------|
| Germany Allemagne Германия | 1000 % | 82 531.7 100 | 4 519.3 5.5 | 3 189.2 3.9 | 4 453.6 5.4 | 2 892.7 3.5 | 2 795.2 3.4 | 3 933.7 4.8 | 45 887.9 55.6 | 14 860.0 18.0 |
| Hungary Hongrie Венгрия | 1000 % | 10 116.7 100 | 572.3 5.7 | 426.0 4.2 | 607.8 6.0 | 377.5 3.7 | 391.4 3.9 | 586.1 5.8 | 5 588.5 55.2 | 1 567.1 15.5 |
| Iceland Islande Исландия | 1000 % | 290.6 100 | 25.2 8.7 | 17.5 6.0 | 23.1 7.9 | 12.8 4.4 | 12.4 4.3 | 17.8 6.1 | 147.6 50.8 | 34.2 11.8 |
| Ireland Irlande Ирландия | 1000 % | 4 028.3 100 | 346.2 8.6 | 216.0 5.4 | 278.4 6.9 | 179.1 4.4 | 186.7 4.6 | 274.5 6.8 | 2 098.2 52.1 | 449.2 11.2 |
| Israel Israël Израиль | 1000 % | 6 748.4 100 | 826.0 12.2 | 501.0 7.4 | 586.0 8.7 | 340.8 5.1 | 340.9 5.1 | 433.2 6.4 | 3 050.8 45.2 | 669.8 9.9 |
| Italy Italie Италия | 1000 % | 58 145.4 100 | 3 302.9 5.7 | 2 162.5 3.7 | 2 861.4 4.9 | 1 709.3 2.9 | 1 795.1 3.1 | 2 608.6 4.5 | 32 592.4 56.1 | 11 113.2 19.1 |
| Kazakhstan Kazakhstan Казахстан | 1000 % | 14 951.2 100 | 1 327.7 8.9 | 957.9 6.4 | 1 456.3 9.7 | 966.4 6.5 | 889.4 5.9 | 1 034.7 6.9 | 7 192.6 48.1 | 1 126.2 7.5 |
| Latvia 3) Lettonie Латвия | 1000 % | 2 319.2 100 | 99.5 4.3 | 99.7 4.3 | 157.3 6.8 | 186.6 8.0 | ... | 170.4 7.3 | 1 230.3 53.0 | 375.4 16.2 |
| Liechtenstein 5) Liechtenstein Лихтенштейн | 1000 % | 34.3 100 | 6.2 18.0 | ... | ... | 24.4 71.2 | ... | ... | ... | 3.7 10.8 |
| Lithuania Lituanie Литва | 1000 % | 3 445.9 100 | 197.1 5.7 | 155.7 4.5 | 256.0 7.4 | 166.4 4.8 | 165.1 4.8 | 194.5 5.6 | 1 793.1 52.0 | 517.9 15.0 |
| Luxembourg Luxembourg Люксембург | 1000 % | 451.6 100 | 33.4 7.4 | 23.4 5.2 | 28.0 6.2 | 15.7 3.5 | 15.2 3.4 | 20.9 4.6 | 251.4 55.7 | 63.7 14.1 |
| Malta Malte Мальта | 1000 % | 399.9 100 | 25.1 6.3 | 19.7 4.9 | 28.0 7.0 | 16.9 4.2 | 17.5 4.4 | 24.2 6.1 | 216.2 54.1 | 52.1 13.0 |
| Netherlands Pays-Bas Нидерланды | 1000 % | 16 258.0 100 | 1 223.2 7.5 | 784.5 4.8 | 1 008.0 6.2 | 588.0 3.6 | 571.0 3.5 | 781.8 4.8 | 9 050.5 55.7 | 2 251.2 13.8 |
| Norway Norvège Норвегия | 1000 % | 4 577.5 100 | 350.6 7.7 | 247.9 5.4 | 312.0 6.8 | 171.8 3.8 | 161.7 3.5 | 220.5 4.8 | 2 438.5 53.3 | 674.4 14.7 |
| Poland Pologne Польша | 1000 % | 38 190.6 100 | 2 213.0 5.8 | 1 737.5 4.5 | 2 629.7 6.9 | 1 769.6 4.6 | 2 027.9 5.3 | 2 575.4 6.7 | 20 286.3 53.1 | 4 951.3 13.0 |
| Portugal 6) Portugal Португалия | 1000 % | a) 9 991.7 100 | 626.1 6.3 | 398.7 4.0 | 530.3 5.3 | 334.0 3.3 | 376.7 3.8 | 572.5 5.7 | 5 454.5 54.6 | 1 699.0 17.0 |
| Republic of Moldova République de Moldova Республика Молдова | 1000 % | 3 616.4 100 | 221.4 6.1 | 188.2 5.2 | 303.7 8.4 | 220.1 6.1 | 218.6 6.0 | 259.5 7.2 | 1 849.6 51.1 | 355.4 9.8 |

For notes see end of table.

Voir notes à la fin du tableau.

См. примечания в конце таблицы.

9. Estimates of population and distribution by age group, 2003

9. Estimations de la population et répartition par groupe d'âge, 2003

9. Оценки населения и распределение по возрастным группам, 2003 г.

| | Unit Unité Единица | Total Total | < 6 | 6 - 9 | 10 - 14 | 15 - 17 | 18 - 20 | 21 - 24 | 25 - 64 | ≥ 65 |
|--------------------------------|--------------------------|----------------|----------|----------|----------|----------|---------|----------|-----------|----------|
| Romania | 1000 | 21 711.3 | 1 298.2 | 892.2 | 1 375.8 | 1 057.0 | 960.6 | 1 364.1 | 11 630.3 | 3 133.0 |
| Roumanie | % | 100 | 6.0 | 4.1 | 6.3 | 4.9 | 4.4 | 6.3 | 53.6 | 14.4 |
| Румыния | | | | | | | | | | |
| Russian Federation 1) | 1000 | 144 168.2 | 6 632.4 | 6 733.4 | 9 247.3 | 12 578.5 | ... | 11 940.7 | 77 744.4 | 19 291.4 |
| Fédération de Russie | % | 100 | 4.6 | 4.7 | 6.4 | 8.7 | ... | 8.3 | 53.9 | 13.4 |
| Российская Федерация | | | | | | | | | | |
| Slovakia | 1000 | 5 380.1 | 318.6 | 244.7 | 381.1 | 250.3 | 266.4 | 369.1 | 2 929.4 | 620.3 |
| Slovaquie | % | 100 | 5.9 | 4.5 | 7.1 | 4.7 | 5.0 | 6.9 | 54.4 | 11.5 |
| Словакия | | | | | | | | | | |
| Slovenia | 1000 | 1 996.4 | 107.1 | 76.5 | 107.9 | 76.1 | 79.8 | 119.2 | 1 129.6 | 300.2 |
| Slovénie | % | 100 | 5.4 | 3.8 | 5.4 | 3.8 | 4.0 | 6.0 | 56.6 | 15.0 |
| Словения | | | | | | | | | | |
| Sweden | 1000 | 8 975.7 | 564.7 | 409.8 | 624.5 | 342.4 | 312.1 | 418.7 | 4 762.1 | 1 541.3 |
| Suède | % | 100 | 6.3 | 4.6 | 7.0 | 3.8 | 3.5 | 4.7 | 53.1 | 17.2 |
| Швеция | | | | | | | | | | |
| Switzerland | 1000 | 7 364.1 | 446.3 | 328.4 | 439.0 | 257.8 | 255.5 | 351.5 | 4 129.0 | 1 156.7 |
| Suisse | % | 100 | 6.1 | 4.5 | 6.0 | 3.5 | 3.5 | 4.8 | 56.1 | 15.7 |
| Швейцария | | | | | | | | | | |
| Turkey | 1000 | a) 71 251.0 | 8 631.5 | 5 633.0 | 6 623.0 | 3 742.5 | 3 908.5 | 5 421.5 | 33 272.0 | 4 019.0 |
| Turquie | % | 100 | 12.1 | 7.9 | 9.3 | 5.3 | 5.5 | 7.6 | 46.7 | 5.6 |
| Турция | | | | | | | | | | |
| Ukraine | 1000 | 47 442.1 | 2 341.5 | 1 872.0 | 3 032.8 | 2 257.0 | 2 360.9 | 2 860.7 | 25 347.9 | 7 369.3 |
| Ukraine | % | 100 | 4.9 | 3.9 | 6.4 | 4.8 | 5.0 | 6.0 | 53.4 | 15.5 |
| Украина | | | | | | | | | | |
| United Kingdom 7) | 1000 | 57 851.1 | 3 961.5 | 2 839.5 | 3 762.0 | 2 247.8 | 2 184.2 | 2 896.4 | 30 679.9 | 9 279.7 |
| Royaume-Uni | % | 100 | 6.8 | 4.9 | 6.5 | 3.9 | 3.8 | 5.0 | 53.0 | 16.0 |
| Соединенное Королевство | | | | | | | | | | |
| United States 4) | 1000 | 290 809.8 | 19 769.3 | 19 775.3 | 21 193.4 | 20 477.5 | ... | 20 727.7 | 152 947.5 | 35 919.2 |
| Etats-Unis | % | 100 | 6.8 | 6.8 | 7.3 | 7.0 | ... | 7.1 | 52.6 | 12.4 |
| Соединенные Штаты | | | | | | | | | | |

Country notes - Notes relatives aux pays - Примечания к данным, представляемым странами:

1) Distribution according to the following age groups: (0-4, 5-9, 10-14, 15-19, 20-24, 25-64, ≥ 65).

2) Distribution according to the following age groups: (0-9, 10-14, 15-19, 20-24, 25-64, ≥ 65).

3) Distribution according to the following age groups: (0-4, 5-9, 10-14, 15-19, 20-24, 25-64, ≥ 65).

4) Distribution according to the following age groups: (0-5, 6-9, 10-14, 15-20, 21-24, 25-64, ≥ 65).

5) Distribution according to the following age groups: (<15, 15-64, ≥ 65).

6) Data refer to continent only.

7) Data refer to Great Britain.

1) Répartition selon les groupes d'âge suivant: (0-4, 5-9, 10-14, 15-19, 20-24, 25-64, ≥ 65).

2) Répartition selon les groupes d'âge suivant: (0-4, 5-9, 10-14, 15-19, 20-24, 25-64, ≥ 65).

3) Répartition selon les groupes d'âge suivant: (0-4, 5-9, 10-14, 15-19, 20-24, 25-64, ≥ 65).

4) Répartition selon les groupes d'âge suivant: (0-5, 6-9, 10-14, 15-20, 21-24, 25-64, ≥ 65).

5) Répartition selon les groupes d'âge suivant: (<15, 15-64, ≥ 65).

6) Les données se réfèrent au continent seulement.

7) Les données se réfèrent à la Grande Bretagne.

1) Распределение по возрастным группам: (0-4, 5-9, 10-14, 15-19, 20-24, 25-64, ≥ 65).

2) Распределение по возрастным группам: (0-4, 5-9, 10-14, 15-19, 20-24, 25-64, ≥ 65).

3) Распределение по возрастным группам: (0-4, 5-9, 10-14, 15-19, 20-24, 25-64, ≥ 65).

3) Распределение по возрастным группам: (0-5, 6-9, 10-14, 15-20, 21-24, 25-64, ≥ 65).

5) Распределение по возрастным группам: (<15, 15-64, ≥ 65).

6) Данные относятся только к континенту.

7) Вода, данные относятся к Великобритании.

Annex

Annexe

Приложения

ANNEX I

DEFINITIONS AND GENERAL NOTES

A. Definitions relevant to the tables of this Bulletin

Accidents

Accidents included are those:

- a) Which occurred or originated on a way or street open to public traffic;
- b) Which resulted in one or more persons being killed or injured (see below) and
- c) In which at least one moving vehicle was involved.

These accidents therefore include collisions between vehicles, between vehicles and pedestrians, and between vehicles and animals or fixed obstacles. Single vehicle accidents, in which one vehicle alone (and no other road user) was involved, are included.

Multi-vehicle collisions are counted as only one accident provided that the successive collisions happen at very short intervals.

Fatal accident - Any accident in which one or more persons were killed (see below).

Non-fatal accident involving bodily injury - Any accident in which no person was killed but in which one or more persons were seriously or lightly injured (see below).

Types of accidents:

1. **Accidents between vehicle and pedestrian:** Accidents involving one or several vehicles and pedestrians irrespective of whether the pedestrian was involved in the first or a later phase of the accident and of whether the pedestrian was injured or killed on or off the road.
2. **Single vehicle accidents:** Accidents involving no collision with other road users, even though they may be involved, i.e. vehicle trying to avoid collision and veering off the road, or accident caused by collision with obstructions or animals on the road. Collisions with parked vehicles belong to 3 (d).
3. **Accidents between vehicles:** (Remainder of 1 and 2)

The constituent element for classification of accidents between vehicles is the first collision on the carriageway or the first mechanical impact on the vehicle.

- a) **Rear-end collision:** Accident caused by a rear-end collision with another vehicle using the same lane of a carriageway and moving in the same direction or temporarily stopping due to the traffic conditions. Rear-end collisions with parked vehicles belong to (d);
- b) **Collision due to crossing or turning:** Accident caused by a rear-end or head-on collision with another vehicle moving in a lateral direction due to leaving or entry from/to another lane, road or premise. Rear-end or head-on collisions with vehicles waiting to turn belong to either (a) or (c);
- c) **Head-on collision:** Accident caused by a head-on collision with another vehicle using the same lane of a carriageway and moving in the opposite direction or temporarily stopping due to traffic conditions. Head-on collisions with parked vehicles belong to (d);
- d) **Other collision, including collision with parked vehicles:** Accident caused by driving side by side, while overtaking each other or when changing lanes (cutting in on someone), or by a rear-end or head-on collision with a stationary vehicle which stops or parks deliberately and not as a result of traffic conditions at the edge of a carriageway, on shoulders, on marked parking spaces, on footpaths or parking sites.

Killed: Any person who was killed outright or who died within 30 days as a result of the accident.

Injured: Any person, who was not killed, but sustained one or more serious or slight injuries as a result of the accident.

Surroundings:

Combination of vehicles¹: Coupled vehicles which travel on the road as a unit.

1. **Motorway¹:** Road, specially designed and built for motor traffic, which does not serve properties bordering on it, and which
 - a) Is provided, except at special points or temporarily, with separate carriageways for the two directions of traffic, separated from each other either by a dividing strip not intended for traffic or, exceptionally, by other means;
 - b) Does not cross at level with any road, railway or tramway track, or footpath; and
 - c) Is specially sign-posted as a motorway.

Accidents occurring on entries and exits of motorways are to be included under the category of motorway accidents.

2. **Built-up area¹:** An area with entries and exits specially sign-posted as such.

Driver¹: Any person who drives a motor vehicle or other vehicle (including a cycle), or who guides cattle, singly or in herds, or flocks, or draught, pack or saddle animals on a road.

Passenger: Any person, other than the driver, who is in or on a vehicle.

Pedestrian: Any person other than a driver or a passenger according to the above definitions. Persons pushing or pulling a child's carriage, a bath chair or invalid chair, or any other small vehicle without an engine, or pushing a cycle or moped, and handicapped persons travelling in invalid chairs propelled by such persons or moving at walking pace shall be treated as pedestrians.¹

Road vehicle: A vehicle running on wheels and intended for use on roads.

Motor vehicle¹: Any power-driven vehicle which is normally used for carrying persons or goods by road or for drawing, on the road, vehicles used for the carriage of persons or goods. This term embraces trolleybuses, that is to say, vehicles connected to an electric conductor and not rail-borne. It does not cover vehicles, such as agricultural tractors, which are only incidentally used for carrying persons or goods by road or for drawing, on the road, vehicles used for the carriage of persons or goods.

Power driven vehicle¹: Any self-propelled road vehicle, other than a moped and a rail-borne vehicle.

Cycle¹: Any road vehicle which has at least two wheels and is propelled solely by the muscular energy of the person(s) on that vehicle, in particular by means of a pedal system, lever or handle (e.g. bicycles, tricycles, quadricycles and invalid carriages).

Moped¹: Any two-wheeled or three-wheeled road vehicle which is fitted with an internal combustion engine having a cylinder capacity not exceeding 50 cc. (3.05 cu. in.) and a maximum design speed not exceeding 50 km (30 miles) per hour.

Motor cycle¹: Two-wheeled road motor vehicle with or without side-car, including motor scooter, or three-wheeled road motor vehicle not exceeding 400 kg (900 lb.) unladen weight. This term does not include mopeds.

Passenger car: Road motor vehicle, other than a motor cycle, intended for the transport of passengers and seating not more than nine persons (including the driver). The term "passenger car" therefore covers taxis and hired vehicles, provided that they have fewer than ten seats.

Motor coach or bus: Passenger road motor vehicle, seating more than nine persons (including the driver).

Trolleybus: A passenger road vehicle, seating more than nine persons (including the driver), which is connected to electric conductors and which is not rail-borne.

Tramcar: A passenger road vehicle, seating more than nine persons (including the driver), which is connected to electric conductors and which is rail-borne.

Goods road vehicle: Road vehicle designed, exclusively or primarily, to carry goods.

Tractor: Road vehicle designed, exclusively or primarily, to haul other road vehicles.

Articulated vehicle¹: Combination of vehicles comprising a motor vehicle and semi-trailer coupled to the motor vehicle.

1. These definitions appear in or conform with the substance of those given in the Convention Of Road Traffic (Vienna, 1968) and in the European Agreement supplementing Convention.

Combination of vehicles¹: Coupled vehicles which travel on the road as a unit.

Permissible maximum weight¹: Total of the weight of the vehicle when stationary and ready for the road (including the weight of the driver and of all other persons carried at the same time) and of the weight of the load declared permissible by the competent authority of the country of registration of the vehicle.

B. Other definitions

Vehicles involved

Vehicles directly involved in accidents, and, so far as possible, those indirectly involved, should be recorded on the statistics report form.

- a) Are regarded as being directly involved:
 - i) Vehicles of which any occupants were killed or injured as a result of the accident.
 - ii) Vehicles colliding with one or more vehicles (in motion, stationary, or parked), with pedestrians, with animals or other obstacles;
 - iii) Vehicles whose driver or passengers were injured while alighting from or boarding the vehicle.
- b) Are regarded as being indirectly involved:
 - i) Vehicles whose movements were considered to have contributed to an accident, but which were not themselves involved.
 - ii) Stationary or parked vehicles whose position was considered to have contributed to an accident, but which were not themselves directly involved.

Persons involved: Details of all persons injured in accidents should be recorded in the statistics, together with details of drivers of all vehicles directly involved, whether or not injured.

Serious injuries: Fractures, concussion, internal lesions, crushing, severe cuts and laceration, severe general shock requiring medical treatment and any other serious lesions entailing detention in hospital.

Slight injuries: Secondary injuries such as sprains or bruises. Persons complaining of shock, but who have not sustained other injuries, should not be considered in the statistics as having been injured unless they show very clear symptoms of shock and have received medical treatment or appeared to require medical attention.

Accidents causing material damage

Accidents causing material damage are accidents:

- a) Which occurred or originated on a way or street open to public traffic;
- b) As a result of which at least one of the vehicles involved sustained or caused material damage only;
- c) In which a moving vehicle was involved.

C. Departure from the definition of persons killed, and of serious and slight injuries

Significant departures from the commonly agreed definition are as follows:

Austria: As from 1966 till 1991, persons are recorded as killed who die within 3 days as a result of the accident; persons who die later are recorded as injured. Before 1966 and as from 1992, the standard definition was applied whenever possible.

Greece: As from 1995, persons are recorded as killed who die within 30 days as a result of the accident; persons who die later are recorded as injured.

Latvia: Persons are recorded as killed who die at the scene of the accident or within 7 days; persons who die later are recorded as injured.

Portugal: Persons are recorded as killed who die at the scene of the accident or during or immediately after transport from the scene of the accident; persons who die later are recorded as injured.

Spain: Persons are recorded as killed who die within 24 hours as a result of the accident; persons who die later are recorded as injured.

¹ These definitions appear in or conform with the substance of those given in the Convention Of Road Traffic (Vienna, 1968) and in the European Agreement supplementing Convention.

ANNEXE I

DEFINITIONS ET NOTES GENERALES

A. Définitions se rapportant aux tableaux du Bulletin

Accidents

Les accidents visés sont ceux:

- a) qui se sont produits sur une route ou une rue ouverte à la circulation publique ou qui y ont eu leur origine
- b) par suite desquels une ou plusieurs personnes ont été tuées ou blessées (voir ci-dessous); et
- c) dans lesquels au moins un véhicule en mouvement était impliqué.

Sont donc visées les collisions entre véhicules, entre véhicules et piétons et entre véhicules et animaux ou obstacles fixes. Les accidents dans lesquels seul un véhicule (et aucun autre usager de la route) est impliqué sont inclus.

Les carambolages sont comptés comme un seul accident à condition que les collisions successives se soient produites à des intervalles très courts.

Accident mortel - Tout accident dans lequel une ou plusieurs personnes ont été tuées (voir ci-dessous).

Accident corporel non mortel - Tout accident dans lequel aucune personne n'a été tuée mais une ou plusieurs personnes ont été blessées grièvement ou légèrement (voir ci-dessous).

Types d'accidents:

1. **Accidents entre véhicule et piéton:** accidents dans lesquels sont impliqués un ou plusieurs véhicules et un ou plusieurs piétons, que ces derniers aient été impliqués dans la première phase de l'accident ou dans une phase ultérieure et que le piéton ait été blessé ou tué, sur la route ou hors de la route.
2. **Accidents dans lesquels un seul véhicule est impliqué:** accidents ne comportant pas de collision avec d'autres usagers de la route, même si ces derniers peuvent être impliqués, par exemple véhicule sortant de la route pour tenter d'éviter une collision, ou accident causé par une collision avec des obstacles ou des animaux se trouvant sur la route. Les collisions avec des véhicules en stationnement relèvent du 3 d).
3. **Accidents entre véhicules:** (cas non couverts par. 1 et 2)

L'élément à retenir pour la classification des accidents entre véhicules est la première collision sur la chaussée ou le premier impact mécanique sur le véhicule.

- a) **Collision arrière:** collision avec un autre véhicule utilisant la même voie d'une chaussée et se déplaçant dans le même sens ou s'arrêtant momentanément en raison des conditions de circulation. Les collisions arrière avec des véhicules en stationnement relèvent du d);
- b) **Collision due à un croisement ou à un tournant:** collision avec un autre véhicule se déplaçant latéralement qui sort d'une route ou d'un immeuble ou y entre, ou qui se déplace sur une autre chaussée. Les collisions arrières ou frontales avec des véhicules qui attendent de tourner relèvent de a) ou c);
- c) **Collision frontale:** collision avec un autre véhicule utilisant la même voie d'une chaussée et se déplaçant dans le sens opposé ou s'arrêtant momentanément en raison des conditions de circulation; les collisions frontales avec des véhicules en stationnement relèvent de d);
- d) **Autres collisions, y compris collision avec des véhicules en stationnement:** accident de véhicules roulant côte à côte, au moment où ils se dépassent ou changent de voie (queue de poisson), ou dû à une collision arrière ou frontale avec un véhicule immobilisé qui s'arrête ou se gare volontairement, et non en raison des conditions de circulation, au bord d'une voie, sur un accotement ou sur des places de stationnement marquées, des chemins ou des parcs de stationnement.

Tuée - Toute personne tuée sur le coup ou décédée des suites de l'accident dans les trente jours suivant l'accident.

Blessée - Toute personne qui n'a pas été tuée dans un accident mais qui a reçu une ou plusieurs blessures graves ou légères.

Circonstances de l'accident:

1. **Autoroute**¹: route qui est spécialement conçue et construite pour la circulation automobile, qui ne dessert pas les propriétés riveraines et qui:

- a) sauf en des points singuliers ou à titre temporaire, comporte, pour les deux sens de circulation, deux chaussées distinctes séparées l'une de l'autre par une bande de terrain non destinée à la circulation ou, exceptionnellement par d'autres moyens;
- b) ne croise à niveau ni route, ni voie de chemin de fer ou tramway, ni chemin pour la circulation de piétons;
- c) est spécialement signalée comme étant une autoroute

Les accidents survenant à l'entrée et à la sortie des autoroutes doivent être inclus dans la catégorie des accidents survenus sur autoroute.

2. **Agglomération**¹ - Espace qui comprend des immeubles bâtis et dont les entrées et les sorties sont spécialement désignées comme telles.

Conducteur¹ - Toute personne qui assume la direction d'un véhicule, automobile ou autre (cycle compris), ou qui, sur une route, guide des bestiaux, isolés ou en troupeaux, ou des animaux de trait, de charge ou de selle.

Passager - Toute personne, autre que le conducteur, qui se trouve dans ou sur un véhicule.

Piéton - Toute personne qui n'est ni un conducteur, ni un passager au sens des définitions ci-dessous. Sont assimilées aux piétons les personnes qui poussent ou traînent une voiture d'enfant, de malade ou d'infirme, ou tout autre véhicule de petite dimension et sans moteur, celles qui conduisent à la main et en marchant un cycle ou un cyclomoteur, ainsi que les infirmes qui se déplacent dans une chaise roulante mue par eux-mêmes ou circulant à l'allure du pas.¹

Véhicule routier - Véhicule à roues destiné à être utilisé sur les routes.

Automobile¹ - Ceux des véhicules à moteur qui servent normalement au transport sur route de personnes ou de choses ou à la traction sur route de véhicules utilisés pour le transport de personnes ou de choses. Ce terme englobe les trolleybus, c'est-à-dire les véhicules reliés à une ligne électrique et ne circulant pas sur rails. Il n'englobe pas les véhicules, tels que les tracteurs agricoles, dont l'utilisation pour le transport sur route de personnes ou de choses ou la traction sur route de véhicules utilisés pour le transport de personnes ou de choses n'est qu'accessoire.

Véhicule à moteur¹ - Tout véhicule pourvu d'un moteur de propulsion et circulant sur route par ses propres moyens, à l'exception des cyclomoteurs et des véhicules qui se déplacent sur rails.

Cycle¹ - Tout véhicule routier à deux roues au moins et qui est propulsé exclusivement par l'énergie musculaire des personnes se trouvant sur ce véhicule, notamment à l'aide de pédales, d'un levier ou de manivelles (bicyclettes, tricycles, quadricycles et voitures d'infirmités par exemple).

Cyclomoteur¹ - Tout véhicule routier à deux ou trois roues qui est pourvu d'un moteur à combustion interne de cylindrée au plus égale à 50m³. (3,05 pouces cubes) et dont la limite de vitesse, par construction, n'excède pas 50 km (30 miles) à l'heure.

Motocycle¹ - Tout véhicule routier automobile à deux roues, avec ou sans side-car, y compris les scooters, ou tout véhicule routier automobile à trois roues, dont le poids à vide n'excède pas 400 kg (900 livres). Ce terme n'englobe pas les cyclomoteurs.

Voiture particulière - Véhicule routier automobile autre qu'un motocycle, destiné au transport de voyageurs et dont le nombre de places assises (y compris celle du conducteur) est inférieur à dix. Le terme "voiture particulière" couvre donc les taxis et voitures de louage à condition qu'ils aient moins de dix places assises.

Autocar ou autobus - Véhicule routier automobile pour le transport des voyageurs, dont le nombre des places assises (y compris celle du conducteur) est supérieur à neuf.

Trolleybus - Véhicule routier pour le transport de voyageurs, ayant plus de neuf places assises (y compris celle du conducteur), relié à un conducteur électrique et ne circulant pas sur rails.

Tramway - Véhicule routier pour le transport de voyageurs, ayant plus de neuf places assises (y compris celle du conducteur), relié à un conducteur électrique et circulant sur rails.

Véhicule routier pour le transport de marchandises - Véhicule routier conçu exclusivement ou principalement pour le transport des marchandises.

Tracteur - Véhicule routier automobile conçu exclusivement ou principalement pour le remorquage d'autres véhicules routiers.

Véhicule articulé¹ - Ensemble de véhicules constitué par une automobile et une semi-remorque accouplée à cette automobile.

¹ Ces définitions figurent dans la Convention sur la circulation routière (Vienne, 1968) et dans l'Accord européen complétant la Convention ou sont conformes quant au fond aux définitions données dans ces deux instruments.

Ensemble de véhicules¹ - Véhicules couplés qui participent à la circulation routière comme une unité.

Poids maximal autorisé¹ - Total du poids du véhicule à l'arrêt et en ordre de marche (y compris le poids du conducteur et de toutes autres personnes transportées en même temps) et du poids du chargement déclaré admissible par l'autorité compétente du pays d'immatriculation du véhicule.

B. Autres définitions

Véhicules impliqués

Les véhicules qui sont directement impliqués dans les accidents, et, autant que possible, ceux qui le sont indirectement, doivent être inscrits sur le formulaire statistique.

a) Sont considérés comme directement impliqués:

- i) Les véhicules dont l'un quelconque des occupants a été tué ou blessé par suite de l'accident.
- ii) Les véhicules entrés en collision avec un ou plusieurs véhicules (en mouvement, à l'arrêt ou stationnement), avec des piétons, des animaux ou d'autres obstacles;
- iii) Les véhicules dont le conducteur ou les passagers ont été blessés en descendant du véhicule ou en y montant.

b) Sont considérés comme indirectement impliqués:

- i) Les véhicules dont les mouvements ont été jugés avoir contribué à un accident mais qui ne sont pas eux-mêmes directement impliqués.
- ii) Les véhicules à l'arrêt ou en stationnement dont la position a été jugée avoir contribué à un accident mais qui ne sont pas eux-mêmes directement impliqués.

Personnes impliquées - Des détails concernant toutes les personnes blessées dans des accidents doivent être enregistrés dans les statistiques ainsi que des détails concernant les conducteurs blessés ou non, de tous les véhicules directement impliqués.

Blessures graves - Fractures, commotions, lésions internes, écrasements, coupures et déchirures graves, choc général grave nécessitant un traitement médical et toute autre lésion grave entraînant l'hospitalisation.

Blessures légères - Blessures secondaires telles que foulures ou contusions. Les personnes qui se plaignent d'avoir subi un choc, mais qui n'ont pas reçu d'autres blessures, ne seront pas considérées comme blessées aux fins des statistiques, sauf si elles présentent des symptômes très nets du choc et ont reçu un traitement médical ou ont paru avoir besoin de soins médicaux.

Accidents provoquant des dommages matériels

Les accidents provoquant des dommages matériels sont ceux

- a) qui se sont produits sur une voie ou dans une rue ouverte à la circulation publique ou qui y ont eu leur origine;
- b) à la suite desquels l'un au moins des véhicules impliqués a subi ou a provoqué uniquement des dommages matériels;
- c) dans lesquels au moins un véhicule en mouvement était impliqué.

C. Divergences des définitions des personnes tuées, et des personnes avec des blessures graves et des blessures légères

Les divergences importantes par rapport aux définitions communément adoptées sont les suivantes:

Autriche: A partir de 1966 jusqu'à 1991, les personnes dont le décès survient dans les 3 jours suivant l'accident sont comptées comme tuées; celles dont le décès survient plus tard sont comptées comme blessées. A partir de 1992, la définition normalisée était appliquée.

Espagne: Les personnes dont le décès survient dans les 24 heures suivant l'accident sont comptées comme tuées; celles dont le décès survient plus tard sont comptées comme blessées.

Grèce: A partir de 1995 les personnes dont le décès survient dans les 30 jours suivant l'accident sont comptées comme tuées; celles dont le décès survient plus tard sont comptées comme blessées.

Lettonie: Les personnes dont le décès survient sur le lieu de l'accident ou dans les 7 jours suivant l'accident sont comptées comme tuées; celles dont le décès survient plus tard sont comptées comme blessées.

Portugal: Les personnes dont le décès survient sur le lieu de l'accident, pendant leur transfert hors du lieu de l'accident ou immédiatement après celui-ci, sont comptées comme tuées; Les personnes dont le décès survient plus tard sont comptées comme blessées.

¹ Ces définitions figurent dans la Convention sur la circulation routière (Vienne, 1968) et dans l'Accord européen complétant la Convention ou sont conformes quant au fond aux définitions données dans ces deux instruments.

ПРИОЖЕНИЕ I

ОПРЕДЕЛЕНИЯ И ОБЩИЕ ЗАМЕЧАНИЯ

А. Определения, касающиеся таблиц этого Бюллетеня

Дорожно-транспортные происшествия

В число дорожно-транспортных происшествий включаются:

- a) происшествия, имевшие место или имевшие свое начало на дороге или улице, открытой для общего пользования
- b) происшествия, при которых один или несколько человек погибли или были ранены (см, ниже); и
- c) происшествия с участием по крайней мере одного находившегося в движении транспортного средства.

Следовательно, эти дорожно-транспортные происшествия включают столкновения между транспортными средствами, наезд транспортного средства на пешехода, а также наезд транспортного средства на животных или неподвижные препятствия. Включаются дорожно-транспортные происшествия с единственным транспортным средством, в которые вовлечено только одно транспортное средство (и никакие другие пользователи дороги).

Столкновение нескольких транспортных средств считается как одно дорожно-транспортное происшествие при условии, что последовательные столкновения произошли через очень короткие промежуточные времена.

Происшествие со смертельным исходом – Происшествие, повлекшее за собой смерть одного или нескольких человек (см, ниже).

Происшествие без смертельного исхода – Происшествие, повлекшее за собой тяжелые или легкие ранения одного или нескольких человек, но без смертельного исхода (см, ниже).

Типы дорожно-транспортных происшествий:

1. **Дорожно-транспортные происшествия с участием транспортного средства и пешехода:** дорожно-транспортные происшествия, в которых участвует одно или несколько транспортных средств и один или несколько пешеходов, независимо от того, участвовал пешеход в первой или фазе дорожно-транспортного происшествия, а также от того, на дороге или за ее пределами погиб или был ранен пешеход .
2. **Дорожно-транспортные происшествия с участием одного транспортного средства:** (не включенные в категорию 1). Дорожно-транспортные происшествия, не связанные со столкновениями с другими участниками дорожного движения, даже если они могли участвовать в этом происшествии, т.е. транспортное средство пытается избежать столкновения и съезжает с дороги, или дорожно-транспортное происшествие, обусловленное столкновением с препятствиями или животными на дороге. Столкновения с транспортными средствами, находящимися на стоянке, входят в пункте 3 d).
3. **Дорожно-транспортные происшествия:** столкновения между транспортными средствами (остальные происшествия, не входящие в пункты 1 и 2)

Составным элементом классификации дорожно-транспортных происшествий – столкновений между транспортными средствами – является **первое** столкновение на проезжей части или **первый** механический удар по транспортному средству.

- a) **Столкновение с ударом сзади:** столкновение с другим транспортным средством, находящимся на той же полосе проезжей части и движущимся в том же направлении или временно останавливающимся ввиду условий движения. Столкновение с ударом сзади с транспортными средствами, находящимися на стоянке, входят в пункт d);
- b) **Столкновение с ударом сзади:** столкновение с другим транспортным средством, движущимся в поперечном направлении в связи с выездом с прилегающих участков или въездом на них. Столкновения с ударом сзади или лобовые столкновения с транспортными средствами, ожидающими поворота, входят либо в подпункт a), либо в подпункт c);
- c) **Лобовое столкновение:** лобовое столкновение с другим транспортным средством, находящимся на той же полосе проезжей части и движущимся в противоположном направлении или временно остановившимся ввиду условий движения. Лобовые столкновения с транспортными средствами, находящимися на стоянке, входят в подпункт d);

d) **В прочие столкновения, включая столкновения с транспортными средствами, находящимися на стоянке:** дорожно-транспортное происшествие, обусловленное движением в параллельном направлении, обгоном или сменой полос движения (столкновение) или столкновением с ударом сзади или лобовым столкновением с неподвижным транспортным средством, которое останавливается или находится на стоянке преднамеренно, а не в результате условий дорожного движения у края проезжей части, на обочинах, на специально размеченных местах для стоянок, на пешеходных дорожках или стояночных площадках.

Погибший – Любое лицо, погибшее на месте происшествия или умершее от последствий такового в продолжение последующих тридцати дней.

Раненый - Любое лицо, избежавшее смерти при дорожно-транспортном происшествии, но получившее в результате такового одно или несколько тяжелых или легких ранений.

Дорожная обстановка:

1. **Автомагистраль**¹ – дорога, специально построенная и предназначенная для движения автотранспортных средств, которая не обслуживает придорожных владений и которая:

- a) За исключением отдельных мест или во временном порядке, имеет для обоих направлений движения отдельные проезжие части, отделенные друг от друга разделительной полосой, не предназначенной для движения, или, в исключительных случаях, другими средствами;
- b) Не имеет пересечений в одном уровне ни с дорогами, ни с железнодорожными или трамвайными путями, ни с пешеходными дорожками;
- c) Специально обозначена в качестве автомагистрали (БЕСТ, эо. 81)

Дорожно-транспортные происшествия, происходящие на въездах на автомагистрали и выездах с них, должны включаться в категорию дорожно-транспортных происшествий на автомагистралях.

2. **Населенный пункт**¹ – застроенная территория, въезды на которую и выезды с которой специально обозначены соответствующими знаками.

Водитель¹ – всякое лицо, управляющее транспортным средством, автомобилем и т.д. (включая велосипеды) или ведущее по дорогам скот, стада, упряжных, вьючных или верховых животных.

Пассажир – любое лицо, кроме водителя, находящееся в или на транспортном средстве.

Пешеход – любое лицо, не являющееся водителем или пассажиром согласно приведенным выше определениям. К пешеходам приравниваются лица, везущие детскую коляску для больного, инвалидную коляску или любое другое транспортное средство небольших размеров и без двигателя, лица, ведущие велосипед или мопед, а также инвалиды, самостоятельно передвигающиеся в инвалидных колясках, или двигающиеся со скоростью.¹

Дорожное транспортное средство – транспортное средство на колесах, предназначенное для использования на дорогах.

Автомобиль¹ – механическое транспортное средство, используемое обычно для перевозки по дорогам людей или грузов или для буксировки по дорогам транспортных средств, используемых для перевозки людей или грузов. Этот термин охватывает троллейбусы, т.е. рельсовые транспортные средства, соединенные с электрическим проводом; он не охватывает такие транспортные средства, как сельскохозяйственные тракторы, использование которых для перевозки людей или грузов по дорогам или для буксировки по дорогам транспортных средств, используемых для перевозки людей или грузов, является лишь вспомогательной функцией.

Механическое транспортное средство¹ – любое самоходное дорожное-транспортное средство, за исключением мопедов и рельсовых транспортных средств.

Велосипед¹ – любое дорожное транспортное средство, которое имеет по крайней мере два колеса и приводится в движение исключительно мускульной энергией лиц, находящихся на этом транспортном средстве, в частности с помощью системы педалей, рычага или рукоятки (например, двухколесные, трехколесные, четырехколесные велосипеды, а также инвалидные коляски).

Мопед¹ – любое двух- или трехколесное дорожное транспортное средство, снабженное двигателем внутреннего сгорания с объемом цилиндра, не превышающим 50 см³ (3,05 куб. дюйма), и максимальная конструктивная скорость которого не превышает 50 км/час (30 миль/час).

Мотоцикл¹ – двухколесное дорожное автотранспортное средство с коляской или без коляски, включая мотороллеры, или трехколесное дорожное автотранспортное средство, вес которого порожняком не превышает 400 кг (900 фунтов). Этот термин не включает мопеды.

Легковой автомобиль – дорожное автотранспортное средство, иное, чем мотоцикл, предназначенное для перевозки

¹ Эти определения содержатся Конвенции о дорожном движении (Вена, 1968 г.) и в дополняющем ее Европейском соглашении или соответствуют содержащимся в этих документах определениям по существу.

пассажиров, в котором число сидячих мест (включая место водителя) не превышает девяти. Термин "легковой автомобиль" охватывает поэтому такси и автомобили, сдаваемые внаем, при условии, что в них имеется менее девяти сидячих мест.

Междугородный и городской автобус – дорожное автотранспортное средство для перевозки пассажиров с числом сидячих мест (включая место водителя) более девяти.

Троллейбус - пассажирское дорожное транспортное средство, в котором число сидячих мест (включая место водителя) превышает девять, которое соединено с электрическими проводами и которое не передвигается по рельсам.

Трамвай - пассажирское дорожное транспортное средство, в котором число сидячих мест (включая место водителя) превышает девять, которое соединено с электрическими проводами и передвигается по рельсам.

Дорожное транспортное средство для грузовых перевозок - дорожное транспортное средство, предназначенное исключительно или преимущественно для перевозки грузов.

Тягая - дорожное автотранспортное средство, предназначенное преимущественно или исключительно для буксировки других дорожно-транспортных средств.

Транспортное средство с полуприцепом¹ – состав из автомобиля и сцепленного с ним полуприцепа.

Состав транспортных средств¹ – сцепленные транспортные средства, которые участвуют в дорожном движении как одно целое.

Разрешенный максимальный вес¹ – общий вес неподвижного транспортного средства в снаряженном состоянии (включая вес водителя и всех других одновременно перевозимых лиц) и вес груза, объявленный допустимым компетентным органом страны регистрации транспортного средства.

В. Прочие определения

Причастные транспортные средства

Транспортные средства, непосредственно причастные к дорожно-транспортным происшествиям, и, по возможности, дорожно-транспортные средства, косвенно связанные с дорожно-транспортным происшествием, должны включаться в статистическую отчетную форму.

a) Непосредственно причастными считаются:

- i) Транспортные средства, одно из или находящихся в котором погибло или было ранено в результате дорожно-транспортного происшествия;
- ii) Транспортные средства, столкнувшиеся с одним или несколькими транспортными средствами (находящимися в движении, остановившимися или находящимися на стоянке), наехавшие на пешеходов, на животных или на другие препятствия;
- iii) Транспортные средства, водитель или пассажиры которых получили ранение при высадке или посадке в транспортное средство.

b) Косвенно причастными к дорожно-транспортному происшествию считаются:

- i) Транспортные средства, движение которых рассматривается как содействовавшее дорожно-транспортному происшествию, но которые сами не были непосредственно причастны к нему;
- ii) Остановившиеся или находящиеся на стоянке транспортные средства, положение которых рассматривается как содействовавшее дорожно-транспортному происшествию, но которые сами непосредственно в него вовлечены не были.

Причастные лица – подробности о всех лицах, раненых в дорожно-транспортных происшествиях, должны включаться в статистические данные вместе с подробными данными о водителях всех транспортных средств, непосредственно причастных к дорожно-транспортному происшествию, независимо от того, были ли они ранены или нет.

Тяжелые ранения – перелом, сотрясение, разрыв внутренних органов, размозжение, серьезные порезы и рваные раны, общий тяжелый шок, требующий медицинской помощи, и всякие иные серьезные повреждения, вызывающие необходимость в госпитализации.

Легкие ранения – второстепенные повреждения, как, например, вывихи и ушибы. Лица, жалующиеся на шок, но не получившие других повреждений, не должны рассматриваться данной статистикой как раненые, за исключением случаев, когда налицо совершенно явные симптомы шока и пострадавшие получили медицинскую помощь или явно нуждались в таковой.

Дорожно-транспортные происшествия, вызывающие материальный ущерб

Дорожно-транспортные происшествия, вызывающие материальный ущерб, являются дорожно-транспортные происшествия:

- a) Имевшие место или имевшие свое начало на дороге или улице, открытой для общего пользования;
- b) и результате которых по крайней мере одно из причастных транспортных средств получило или причинило исключительно материальный ущерб;

с) в которых участвовало транспортное средство, находящееся в движении.

С. Отклонения от определения погибших и тяжелых и легких ранений

Значительные отклонения от общепринятого определения являются следующие:

Австрия: Начиная с 1966 года и до 1991 года, погибшими считаются лица, смерть которых наступает в течение трех дней после происшествия; лица, смерть которых наступает позднее, считаются ранеными. С 1992 года, применялось по мере возможности унифицированное.

Греция: Начиная с 1995 года, погибшими считаются лица, смерть которых наступает в течение тридцати дней после происшествия; лица, смерть которых наступает позднее, считаются ранеными.

Испания: Погибшими считаются лица, смерть которых наступает в течение 24 часов после происшествия; лица, смерть которых наступает позднее, считаются ранеными.

Латвия: Погибшими считаются лица, смерть которых наступает на месте происшествия или в течение 7 дней после него; лица, смерть которых наступает позднее, считаются ранеными.

Португалия: Погибшими считаются лица, смерть которых наступает на месте происшествия, во время их перевозки с этого места или немедленно после перевозки; лица, смерть которых наступает позднее, считаются ранеными.

¹ Эти определения содержатся Конвенции о дорожном движении (Вена, 1968 г.) ив дополняющем ее Европейском соглашении или соответствуют содержащимся в этих документах определениям по существу.

