

ECONOMIC COMMISSION FOR EUROPE, GENEVA

STATISTICS OF

ROAD TRAFFIC ACCIDENTS

IN EUROPE AND NORTH AMERICA

COMMISSION ÉCONOMIQUE POUR L'EUROPE, GENÈVE

STATISTIQUES DES

ACCIDENTS DE LA CIRCULATION ROUTIÈRE

EN EUROPE ET EN AMÉRIQUE DU NORD

ЕВРОПЕЙСКАЯ ЭКОНОМИЧЕСКАЯ КОМИССИЯ, ЖЕНЕВА

СТАТИСТИКА

ДОРОЖНО-ТРАНСПОРТНЫХ ПРОИСШЕСТВИЙ

В ЕВРОПЕ И СЕВЕРНОЙ АМЕРИКЕ

Vol. XLIX - Том XLIX

2004

UNITED NATIONS
New York and Geneva



NATIONS UNIES
New York et Genève

ОРГАНИЗАЦИЯ ОБЪЕДИНЕННЫХ НАЦИЙ
Нью-Йорк и Женева

2004

The designations employed and the presentation of the material in this publication do not imply the expression of any opinion whatsoever on the part of the Secretariat of the United Nations concerning the legal status of any country, territory, city or area, or of its authorities, or concerning the delimitation of its frontiers or boundaries.

Les appellations employées dans la présente publication et la présentation des données qui y figurent n'impliquent de la part du Secrétariat de l'Organisation des Nations Unies aucune prise de position quant au statut juridique des pays, territoires, villes ou zones, ou de leurs autorités, ni quant au tracé de leurs frontières ou limites.

Употребляемые обозначения и изложение материала в настоящем издании не означают выражения со стороны Секретариата Организации Объединенных Наций какого бы то ни было мнения относительно правового статуса страны, территории, города или района, или их властей, или относительно делимитации их страны.

The Working Party on Transport Statistics, at its fifty-fifth session (9-11 June 2004), decided to make available its annual publications on the Internet site of the UNECE Transport Division as pdf documents free of charge (TRANS/WP.6/147, para.41). Hence, until further notice, this document will be published only on the Internet.

Le Groupe de travail des Statistiques des transports, à sa cinquante-cinquième session (9-11 juin 2004) a décidé de rendre accessible gratuitement sur le site Internet de la Division des Transports CEE-ONU ses publications annuelles en format pdf (TRANS/WP.6/147, para.41). Dorénavant, et jusqu'à nouvel ordre, ce document ne sera publié que sur le site Internet.

Рабочая группа по статистике транспорта в ходе работы 55-й сессии (9-11 июня 2004 года) приняла решение о бесплатном доступе к своим ежегодным публикациям в системе Интернет в виде документов в формате pdf (TRANS/WP.6/147, para.41). Таким образом, с настоящего времени и до принятия иного решения, данная публикация будет доступна только в Интернете.

Introduction

The present edition is the 49th edition of the *Statistics of Road Traffic Accidents in Europe and North America* and contains the basic statistics on this issue provided by the Governments members of the United Nations Economic Commission for Europe (UNECE).

Issued simultaneously in English, French and Russian, this publication is used by government services and officials for the analysis of accidents and patterns of accidents and for planning future improvements in road traffic safety. This is of great overall relevance for UNECE countries as over the decade 1992-2002 there were annually on average over 150 000 persons killed and about 6 million persons injured in 4 million road accidents in the UNECE region. For this reason, a wider international audience, including, the private sector, journalists, researchers, students and the general public also use this publication.

Statistics of Road Traffic Accidents in Europe and North America has three basic parts and an Annex. The first part presents charts and summary tables that show the overall situation and developments regarding road traffic accidents and casualties in the UNECE countries. The second part provides detailed statistics on road traffic accidents and includes specific circumstances of accidents such as location, time of occurrence, road condition, personal injuries and deaths, as well as accidents provoked by the influence of alcohol. The third part of the publication shows background statistics on countries' vehicle fleets, and estimates of vehicle-kilometres run and population by age group. The Annex contains definitions.

As readers may know, cross-country comparability of data is not always perfect. However, every effort has been made to harmonise the definitions and ensure international comparability. Additionally, an Inter-secretariat Working Group, composed of representatives of the UNECE, the European Conference of Ministers of Transport (ECMT) and the Statistical Office of the European Community (EUROSTAT), is preparing a common questionnaire, containing also common definitions, which will harmonize collection of this data further and avoid duplication of efforts in the various organizations. This work is supervised by the UNECE Inland Transport Committee and, more particularly, by its Working Party on Transport Statistics (WP.6). Details of this work can be found in: <http://www.unece.org/trans/main/wp6/wp6.html>.

I hope that the *Statistics of Road Traffic Accidents in Europe and North America* is a useful publication in its present form. Any comments on the data or the presentation will be most welcome.

Brigita Schmögnerová
Executive Secretary
United Nations Economic Commission for Europe

Introduction

Cette 49^{ème} édition des *Statistiques des accidents de la circulation routière en Europe et en Amérique du Nord* contient les données de base sur cette question fournies par les Gouvernements membres de la Commission économique des Nations Unies pour l'Europe (CEE-ONU).

Cette publication, éditée simultanément en anglais, français et russe, est utilisée par les services gouvernementaux et les chargés d'analyse des chiffres des accidents et des types d'accidents ainsi que des améliorations qu'il convient d'apporter à la sécurité routière. Elle relève une importance particulière dans les pays de la CEE-ONU, étant donné qu'au cours de la décennie 1992-2002, on a pu compter en moyenne 150 000 tués et environ 6 millions de blessés dans 4 millions d'accidents de la route par an dans la région. C'est pourquoi, l'audience internationale de cette publication s'étend au secteur privé, aux journalistes, aux chercheurs, aux étudiants et au grand public qui l'utilisent également.

La publication *Statistiques des accidents de la circulation routière en Europe et en Amérique du Nord* est composée de trois parties essentielles et d'une annexe. La première partie contient des graphiques et des tableaux synthétiques qui montrent la situation globale et l'évolution des accidents de la circulation routière et des victimes dans la région de la CEE-ONU. La deuxième partie fournit des statistiques détaillées sur les accidents de la circulation routière et comprend les circonstances particulières des accidents comme le lieu et l'heure où l'accident est survenu, les conditions de la route, la gravité des blessures et les décès, ainsi que les accidents dus à l'excès d'alcool. La troisième partie de la publication montre les données statistiques quant au nombre de véhicules en circulation dans les pays et les estimations de kilomètres par véhicule et par personne selon les tranches d'âge. L'Annexe contient les définitions.

Comme le lecteur sait bien, la comparaison des données inter-pays ne reflète pas toujours parfaitement la réalité. Toutefois, tout a été fait pour harmoniser autant que possible les définitions et permettre la comparaison internationale. En outre, un Groupe de travail inter-secrétariat, composé des représentants de la CEE-ONU, de la Conférence Européenne des Ministres des Transports (CEMT) et du Bureau des Statistiques de la Communauté européenne (EUROSTAT), prépare un questionnaire commun, contenant des définitions communes, qui permettra d'harmoniser davantage la collecte de données et d'éviter de refaire les mêmes opérations de collectes dans chacune de ces organisations. Ces travaux sont supervisés par le Comité des transports intérieurs (CTI) et, plus particulièrement par son Groupe de travail sur les Statistiques en matière de transport (WP.6). Les détails de ces travaux se trouvent sur: <http://www.unece.org/trans/main/wp6/wp6.html>.

J'espère que les *Statistiques des accidents de la circulation routière en Europe et en Amérique du Nord* présentées ainsi, vous seront utiles. Vos observations sur les données ou la présentation seront bien entendu très appréciées.

Brigita Schmögnerová
Secrétaire exécutive
Commission économique des Nations Unies pour l'Europe

Предисловие

Настоящее издание *Статистики дорожно-транспортных происшествий в Европе и Северной Америке* является 49-м по счету и содержит основные статистические данные по данной теме, предоставленные правительствами государств-членов Европейской экономической комиссии Организации Объединенных Наций (ЕЭК ООН).

Изданная на трех языках (английском, французском и русском), публикация используется государственными службами и служащими для анализа происшествий и их видов и для планирования дальнейшего повышения безопасности дорожного движения. Данное издание крайне актуально для стран-членов ЕЭК ООН, где за период с 1992 по 2002 год среднегодовое количество пострадавших составило 150 000 погибших и около 6 миллионов раненых в результате 4 миллионов дорожных происшествий. По этой же причине публикация используется широкой публикой, которая включает в себя представителей частного сектора, журналистов, исследователей, студентов и общественность.

Статистика дорожно-транспортных происшествий в Европе и Северной Америке состоит из трех основных разделов и приложения. Первая часть состоит из графиков и сводных таблиц, включающих обобщенную информацию о развитии ситуации в области дорожно-транспортных происшествий и пострадавших в их результате в странах-членах ЕЭК ООН. Вторая часть включает в себя подробные статистические данные о дорожно-транспортных происшествиях, а также данные об обстоятельствах происшествий, таких как место, время, дорожные условия, травмы или смертельный исход, в том числе в отношении аварий, произошедших вследствие употребления алкоголя. Третья часть публикации посвящена статистическим данным о парке транспортных средств по странам, оценке пробега (единица измерения - транспортное средство-километр), а также о населении по возрастным группам. Определения приводятся в приложении.

Возможно, читатели знают о том, что сопоставимость данных по странам не всегда точна. Тем не менее, мы попытались максимально согласовать определения и обеспечить сравнимость данных на международном уровне. Кроме этого, Межсекретариатская рабочая группа, состоящая из представителей ЕЭК ООН, Европейской Конференции Министров Транспорта (ЕКМТ) и Евростата, готовит к выпуску общий вопросник, который будет содержать определения, способствующие дальнейшему согласованию статистических данных и направленные на избежание дублирования усилий по их сбору различными организациями. Эта работа контролируется Комитетом по внутреннему транспорту ЕЭК ООН, в частности, его Рабочей группой по статистике транспорта (WP.6). Более подробная информация о ее работе помещена на вебсайте <http://www.unece.org/trans/main/wp6/wp6.html> в Интернете.

Надеюсь, что данная редакция *Статистики дорожно-транспортных происшествий в Европе и Северной Америке* окажется полезной. Будем благодарны за любые комментарии по поводу использованных в ней данных и формы, в которой они представлены.

Бригита Шмегнерова
Исполнительный секретарь
Европейская Экономическая Комиссия Организации Объединенных Наций

TABLE OF CONTENTS		Page
Explanatory notes		2
Charts and summary tables		
A. Road traffic accidents and casualties, 1992-2002		6
B. Trend in road traffic accidents, 1992-2002		7
C. Number of road traffic accidents per thousand road motor vehicles, 2002		8
D. Number of persons killed in road traffic accidents per million population, 2002		9
E. Road Traffic Accident Profile for 2002: area, population, accidents, alcohol-related share		10
F. Road traffic accidents involving personal injury		11
G. Persons killed or injured in road traffic accidents		15
Accidents and casualties		
1. Road traffic accidents by location, time of occurrence and road condition		20
2. Road traffic accidents involving personal injury and death by nature of accident		46
3. Persons killed or injured in road traffic accidents by category of user and age group		62
4. Road traffic accidents involving one or more persons under the influence of alcohol		110
5. Pedestrians and drivers, under the influence of alcohol, involved in accidents		114
6. Drivers and pedestrians under the influence of alcohol, by degree of alcohol concentration in blood		117
Background statistics		
7. Road vehicle fleet		120
8. Estimated vehicle-kilometres run		126
9. Estimates of population and distribution by age group, 2002		128
Annex		
I. Definitions and general notes		132

TABLE DES MATIERES		Page
Notes explicatives		3
Graphiques et tableaux récapitulatifs		
A. Accidents de la circulation routière et victimes, 1992-2002		6
B. Evolution des accidents de la circulation routière, 1992-2002		7
C. Nombre des accidents de la circulation routière par milliers de véhicules motorisés, 2002		8
D. Nombre de personnes tuées par million d'habitants, 2002		9
E. Bilan des accidents de la circulation routière en 2002: superficie du pays, population, nombre d'accidents, pourcentage des accidents provoqués par l'alcool		10
F. Accidents de la circulation routière ayant entraîné des lésions corporelles		11
G. Personnes tuées ou blessées dans les accidents de la circulation routière		15
Accidents et victimes		
1. Accidents de la circulation routière selon le lieu, l'époque à laquelle ils se sont produits et les conditions de circulation		20
2. Accidents de la circulation routière ayant entraîné des lésions corporelles par type d'accident		46
3. Personnes tuées ou blessées dans les accidents de la circulation routière selon la catégorie d'utilisateur de la route et le groupe d'âge		62
4. Accidents de la circulation routière dans lesquelles une ou plusieurs personnes impliquées se trouvaient sous l'effet de l'alcool		110
5. Piétons et conducteurs sous l'effet de l'alcool, impliqués dans les accidents		114
6. Conducteurs et piétons sous l'effet de l'alcool, par degré de concentration d'alcool dans le sang		117
Statistiques auxiliaires		
7. Parc de véhicules routiers		120
8. Estimation des véhicules-kilomètres parcourus		126
9. Estimations de la population et répartition par groupe d'âge, 2002		128
Annexe		
I. Définitions et notes générales		135

СОДЕРЖАНИЕ		Стр.
Пояснительные примечания		4
Графики и сводные таблицы		
A. Дорожно-транспортные происшествия и жертвы, 1992-2002		6
B. Тенденции дорожно-транспортных происшествий, 1992-2002		7
C. Количество дорожно-транспортных происшествий на тысячу транспортных средств, 2002		8
D. Количество погибших в результате дорожно-транспортных происшествий на миллион населения, 2002		9
E. Статистика дорожно-транспортных происшествий в 2002 г.: площадь страны, численность населения, число происшествий, доля происшествий с участием лиц в состоянии опьянения.		10
F. Дорожно-транспортные происшествия, повлекшие за собой телесные увечья		11
G. Погибшие или раненые в дорожно-транспортных происшествиях		15
Происшествия и жертвы		
1. Дорожно-транспортные происшествия по дорожной обстановке		20
2. Дорожно-транспортные происшествия по типу происшествия		46
3. Число погибших или раненых в дорожно-транспортных происшествиях по категориям пользователей дорог и группам возраста		62
4. Дорожно-транспортные происшествия, к которым причастны, одно или более число лиц		110
5. Пешеходы и водители в состоянии опьянения, причастные к происшествиям		114
6. Пешеходы и водители в состоянии опьянения по степени концентрации алкоголя в крови		117
Вспомогательная статистика		
7. Парк дорожно-транспортных средств		120
8. Оценка пройденных транспортное средство-километров		126
9. Оценки населения и распределение по возрастным группам в 2002 г.		128
Приложение		
I. Определения и общие замечания		138

TABLES BY COUNTRY - TABLEAUX PAR PAYS - ТАБЛИЦЫ ПО СТРАНАМ											
COUNTRY	PAYS	СТРАНЫ	Table - Tableau - Таблица								
			1	2	3	4	5	6	7	8	9
Albania	Albanie	Албания	21	-	63	110	-	-	120	-	-
Andorra	Andorre	Андорра	21	47	64	110	114	117	120	-	128
Armenia	Arménie	Армения	22	47	65	110	-	-	120	126	128
Austria	Autriche	Австрия	22	47	66	110	114	-	120	-	128
Azerbaijan	Azerbaïdjan	Азербайджан	23	48	67	110	114	-	120	-	128
Belarus	Bélarus	Беларусь	23	48	68	110	114	-	-	-	128
Belgium	Belgique	Бельгия	24	48	69	-	-	-	120	126	128
Bosnia and Herzegovina	Bosnie-Herzégovine	Босния и Герцеговина	-	-	-	-	-	-	-	-	-
Bulgaria	Bulgarie	Болгария	24	49	70	110	-	-	120	126	128
Canada	Canada	Канада	-	-	71	-	-	-	120	-	-
Croatia	Croatie	Хорватия	25	49	72	110	114	-	121	-	128
Cyprus	Chypre	Кипр	25	-	73	110	-	-	121	-	128
Czech Republic	République tchèque	Чешская Республика	26	49	74	110	114	-	121	126	128
Denmark	Danemark	Дания	26	50	75	110	114	117	121	126	128
Estonia	Estonie	Эстония	27	50	76	110	114	-	121	126	128
Finland	Finlande	Финляндия	27	50	77	110	114	117	121	126	128
France	France	Франция	28	51	78	-	-	-	121	126	128
Georgia	Géorgie	Грузия	28	51	79	110	-	-	121	126	128
Germany	Allemagne	Германия	29	51	80	111	114	117	122	126	128
Greece	Grèce	Греция	29	-	-	-	-	-	122	-	-
Hungary	Hongrie	Венгрия	30	52	81	111	114	117	122	-	128
Iceland	Islande	Исландия	30	52	82	111	114	-	122	126	129
Ireland	Irlande	Ирландия	31	52	83	-	-	-	122	126	129
Israel	Israël	Израиль	31	53	84	111	-	-	122	126	129
Italy	Italie	Италия	32	53	85	111	-	-	122	-	129
Kazakhstan	Kazakhstan	Казахстан	32	53	86	111	114	-	122	-	-
Kyrgyzstan	Kirghizistan	Кыргызстан	33	54	87	111	114	-	123	126	129
Latvia	Lettonie	Латвия	33	54	88	111	115	-	123	126	129
Liechtenstein	Liechtenstein	Лихтенштейн	-	-	-	-	-	-	-	-	-
Lithuania	Lituanie	Литва	34	54	89	111	115	-	123	-	129
Luxembourg	Luxembourg	Люксембург	34	55	90	111	115	-	123	-	-
Malta	Malte	Мальта	35	55	91	-	-	-	123	-	129
Monaco	Monaco	Монако	-	-	-	111	-	-	-	-	-
Netherlands	Pays-Bas	Нидерланды	35	55	92	111	115	-	123	-	129
Norway	Norvège	Норвегия	36	56	93	-	-	-	123	127	129
Poland	Pologne	Польша	36	56	94	111	115	-	123	127	129
Portugal	Portugal	Португалия	37	56	95	111	115	-	124	-	129
Republic of Moldova	République de Moldova	Республика Молдова	37	57	96	112	115	-	124	-	129
Romania	Roumanie	Румыния	38	57	97	112	115	-	124	-	129
Russian Federation	Fédération de Russie	Российская Федерация	38	57	98	112	115	-	-	-	129
San Marino	Saint-Marin	Сан-Марино	-	-	-	-	-	-	-	-	-
Serbia and Montenegro	Serbie-et-Monténégro	Сербия и Черногория	39	58	-	112	-	-	-	-	-
Slovakia	Slovaquie	Словакия	39	58	99	112	115	-	124	127	129
Slovenia	Slovénie	Словения	40	58	100	112	115	117	124	127	129
Spain	Espagne	Испания	40	59	101	-	-	-	124	-	-
Sweden	Suède	Швеция	41	59	102	112	115	-	124	127	130
Switzerland	Suisse	Швейцария	41	59	103	112	115	-	124	127	130
Tajikistan	Tadjikistan	Таджикистан	42	-	104	112	-	-	-	127	-
The former Yugoslav Republic of Macedonia	L'ex-République yougoslave de Macédoine	Бывшая Югославская Республика Македония	42	60	105	112	115	-	125	-	-
Turkey	Turquie	Турция	43	60	106	112	116	117	125	127	130
Turkmenistan	Turkménistan	Туркменистан	-	-	-	112	-	-	-	-	-
Ukraine	Ukraine	Украина	43	60	107	112	116	-	-	127	130
United Kingdom	Royaume-Uni	Соединенное Королевство	44	61	108	112	-	-	125	127	130
United States	Etats-Unis	Соединенные Штаты	-	-	109	113	-	-	125	-	-
Uzbekistan	Ouzbékistan	Узбекистан	-	-	-	113	-	-	-	-	-

Explanatory notes

Notes explicatives

Пояснительные примечания

EXPLANATORY NOTES

The 2004 edition of **Statistics of Road Traffic Accidents in Europe and North America** provides basic data on road traffic accidents and casualties in European countries, Canada, Israel and the United States of America. The publication is purely statistical in character. **The scope of the statistics comprises road traffic accidents involving personal injury only, excluding accidents with material damage.** Data relate to accidents by nature of accidents and surroundings, accidents while under the influence of alcohol, and the number of persons killed or injured by category of road user and age group. As background data, figures on the number of road vehicles in use, registration of new vehicles and vehicle-kilometers run by road vehicles are provided in Tables 7 and 8. Table 9 gives estimates of population and distribution by age groups.

Sources

The statistics appearing in this bulletin are compiled by the secretariat of the United Nations Economic Commission for Europe on the basis of replies to questionnaires submitted by member countries and from official national and international sources.

Comparability of data

Data are given according to the commonly agreed definitions under the auspices of the Inland Transport Committee of the United Nations Economic Commission for Europe (see Annex). Significant departures from the agreed definitions of persons killed are given in Annex, Section C, while departures from other agreed definitions are indicated in footnotes.

Time period

Most of the statistics are presented in the form of time series. In general, the data for the last year should be considered provisional those for previous years are final.

Rounding

Where necessary, each figure has been rounded off to the nearest final digit. For this reason, there may occur in some series an apparent slight discrepancy between the sum of the constituent items and the totals shown.

UNECE member countries and nomenclature

As of January 1995, the Economic Commission for Europe had the following 55 member countries: Albania, Andorra, Armenia, Austria, Azerbaijan, Belarus, Belgium, Bosnia and Herzegovina, Bulgaria, Canada, Croatia, Cyprus, Czech Republic, Denmark, Estonia, Finland, France, Georgia, Germany, Greece, Hungary, Iceland, Ireland, Israel, Italy, Kazakhstan, Kyrgyzstan, Latvia, Liechtenstein, Lithuania, Luxembourg, Malta, Monaco, Netherlands, Norway, Poland, Portugal, Republic of Moldova, Romania, Russian Federation, San Marino, Serbia and Montenegro, Slovakia, Slovenia, Spain, Sweden, Switzerland, Tajikistan, The Former Yugoslav Republic of Macedonia, Turkey, Turkmenistan, Ukraine, United Kingdom, United States of America and Uzbekistan.

Data inquiries

The UNECE welcomes comments and suggestions on its statistical bulletins. Any comments or enquiries should be addressed to:

Transport Division
UNECE
Palais des Nations
CH-1211 Geneva 10
Switzerland
Telephone: (+41-22) 917 2493
E-mail: stat.trans@unece.org
Telefax: (+41-22) 917 0039

Symbols and abbreviations employed

- * = Secretariat estimate.
- . = Not applicable.
- ... = Not available.
- = Magnitude zero.
- 0 = Magnitude not zero but less than half of unit employed.

NOTES EXPLICATIVES

L'édition 2004 des **Statistiques des accidents de la circulation routière en Europe et en Amérique du Nord** a pour objet de fournir des données de base relatives aux accidents de la circulation routière et aux victimes dans les pays européens, au Canada, en Israël et aux Etats-Unis d'Amérique. Cette publication a un caractère purement statistique. **Le champ des statistiques s'étend uniquement aux accidents de la circulation routière ayant entraîné des lésions corporelles, à l'exclusion des accidents ne provoquant que des dégâts matériels.** Les données se réfèrent aux accidents selon leur nature et la situation des abords, aux accidents dus à l'effet de l'alcool, et aux nombres de personnes tuées ou blessées par catégorie d'usager de la route et par groupe d'âge. Une statistique auxiliaire dans les tableaux 7 et 8 donne le parc de véhicules routiers, les immatriculations des véhicules neufs ainsi que le nombre des véhicules-kilomètres parcourus. Le tableau 9 donne des estimations de la population et de sa répartition par groupes d'âge.

Sources

Les statistiques publiées dans ce bulletin sont réunies par le secrétariat de la Commission économique pour l'Europe de l'Organisation des Nations Unies à partir des réponses aux questionnaires adressés aux différents pays ou extraites de publications officielles nationales et internationales.

Comparabilité des données

Les données sont établies conformément aux définitions élaborées par le Comité des transports intérieurs de la Commission économique pour l'Europe de l'Organisation des Nations Unies (voir annexe). Les écarts importants par rapport aux définitions convenues des personnes tuées sont indiqués à l'annexe, Section C, mais les écarts par rapport aux autres définitions sont donnés dans les notes en bas de page.

Période couverte

La plupart des statistiques sont présentées sous forme de séries chronologiques. En général, les données relatives à la dernière année doivent être considérées comme provisoires tandis que celles des années précédentes peuvent être considérées comme définitives.

Arrondissement des chiffres

Chaque fois qu'on l'a jugé nécessaire, les nombres ont été arrondis à l'unité du dernier chiffre significatif. Il peut donc y avoir, pour certaines séries, une légère différence entre la somme des éléments constituants et le total indiqué.

Nomenclature Pays membres de la CEE-ONU et nomenclature

En janvier 1995, la Commission économique pour l'Europe comprenait les 55 pays membres suivants: Albanie, Allemagne, Andorre, Arménie, Autriche, Azerbaïdjan, Bélarus, Belgique, Bosnie-Herzégovine, Bulgarie, Canada, Chypre, Croatie, Danemark, Espagne, Estonie, Etats-Unis, Ex-République yougoslave de Macédoine, Fédération de Russie, Finlande, France, Géorgie, Grèce, Hongrie, Irlande, Islande, Israël, Italie, Kazakhstan, Kirghizistan, Lettonie, Liechtenstein, Lituanie, Luxembourg, Malte, Monaco, Norvège, Ouzbékistan, Pays-Bas, Pologne, Portugal, République de Moldova, République tchèque, Roumanie, Royaume-Uni, Saint-Marin, Serbie et Montenegro, Slovaquie, Slovénie, Suède, Suisse, Tadjikistan, Turquie, Turkménistan et Ukraine.

Demandes de renseignements

Les commentaires et suggestions concernant les bulletins statistiques de la CEE-ONU sont les bienvenus. Pour tout commentaire ou demande de renseignements, s'adresser au service suivant:

Division des transports
CEE-ONU
Palais des Nations, CH-1211 Genève 10
Suisse
Tél : (41-22) 917 2493
Courrier électronique: stat.trans@unece.org
Téléfax : (41-22) 917 00 39

Signes conventionnels

- * = Estimation du secrétariat.
- . = Ne s'applique pas.
- ... = Aucune donnée disponible.
- = Résultat rigoureusement nul.
- 0 = Résultat inférieur à la moitié de la dernière unité retenue.

ПОЯСНИТЕЛЬНЫЕ ПРИМЕЧАНИЯ

Цель Статистики дорожно-транспортных происшествий в Европе и Северной Америке состоит в представлении основных данных о дорожно-транспортных происшествиях в европейских странах, Канаде, Израиле и Соединенных Штатах Америки. Эта публикация носит чисто статистический характер. Статистические данные охватывают только дорожно-транспортные происшествия, повлекшие за собой телесные увечья, исключая происшествия, вызвавшие материальный ущерб. Данные относятся к происшествиям по характеру происшествия и местности, к происшествиям, происшедшим из-за алкоголя, к числу погибших или раненых по категориям пользователей дорог и возрастным группам. Вспомогательная статистика дается в таблицах 7 и 8: число транспортных средств к концу года, новые транспортные средства, зарегистрированные в течение года, пробег транспортных средств. Таблица 9 отражает оценки населения и распределение по возрастным группам.

Источники

Статистические данные взяты секретариатом Европейской экономической комиссии Организации Объединенных Наций из ответов на ежегодные вопросники или из официальных национальных источников.

Сопоставимость данных

Данные приводятся в соответствии с согласованными определениями, которые были выработаны Комитетом по внутреннему транспорту Европейской экономической комиссии Организации Объединенных Наций (см. приложение). Значительные отклонения от принятых определений погибших приводятся в приложении, секция С, поскольку отклонения от других принятых определений указываются в примечаниях.

Отчетный период

Большинство статистических данных представлены в форме динамических рядов. Как правило, данные за последний год следует считать предварительными, а данные за предыдущие годы — окончательными.

Округление

В тех случаях, когда это необходимо, каждая цифра была округлена до ближайшего окончательного разряда. Поэтому в некоторых рядах данных могут иметь место небольшие расхождения между суммой данных по отдельным статьям и приведенными итогами.

Страны-члены и номенклатура ЕЭК-ООН

По состоянию на июль 1995 года в состав Европейской экономической комиссии входили следующие 55 страны-члена: Австрия, Азербайджан, Албания, Андорра, Армения, Беларусь, Бельгия, Болгария, Босния и Герцеговина, Бывшая Югославская Республика Македония, Венгрия, Германия, Греция, Грузия, Дания, Израиль, Ирландия, Исландия, Испания, Италия, Казахстан, Канада, Кипр, Кыргызстан, Латвия, Литва, Лихтенштейн, Люксембург, Мальта, Монако, Нидерланды, Норвегия, Польша, Португалия, Республика Молдова, Российская Федерация, Румыния, Сан-Марино, Сербия и Черногория, Словакия, Словения, Соединенное Королевство, Соединенные Штаты Америки, Таджикистан, Туркменистан, Турция, Узбекистан, Украина, Финляндия, Франция, Хорватия, Чешская Республика, Швейцария, Швеция и Эстония.

Запросы в отношении данных

ЕЭК-ООН с одобрением встретит любые замечания и предложения в отношении ее статистических бюллетеней. Все замечания или запросы должны направляться по следующему адресу:

Transport Division
 UNECE
 Palais des Nations
 Switzerland
 Телефон: (41-22)-917 2493
 Электронная Почта: stat.trans@unece.org
 Телефакс: (41-22) 917 00 39

Условные обозначения и сокращения

- * = Оценка Секретариата.
- . = Не применимо.
- ... = Данные отсутствуют.
- = Нулевая величина.
- 0 = Величина не нулевая, но меньше половины применяемой единицы измерения.

Charts and summary tables

Graphiques et tableaux récapitulatifs

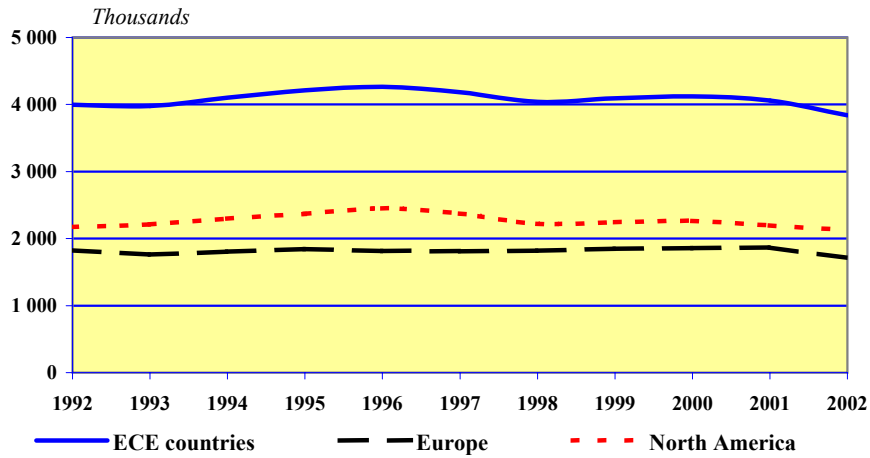
Графики и сводные таблицы

A. Road traffic accidents and casualties, 1992-2002

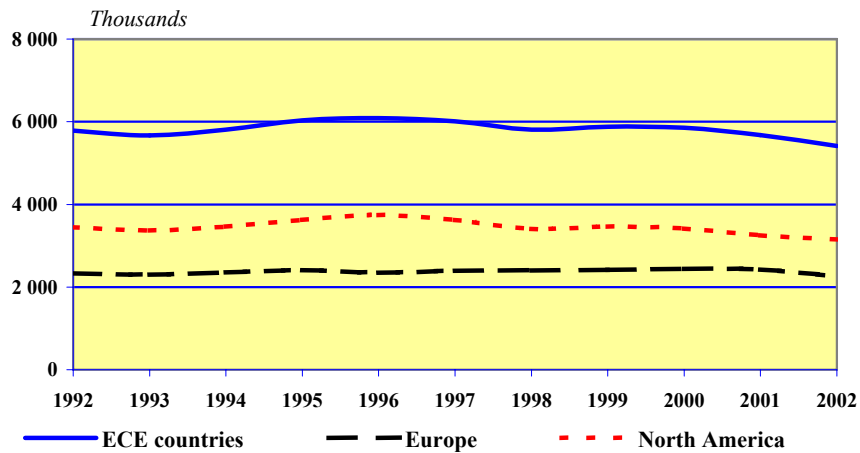
A. Accidents de la circulation routière et victimes, 1992-2002

A. Дорожно-транспортные происшествия и жертвы, 1992-2002

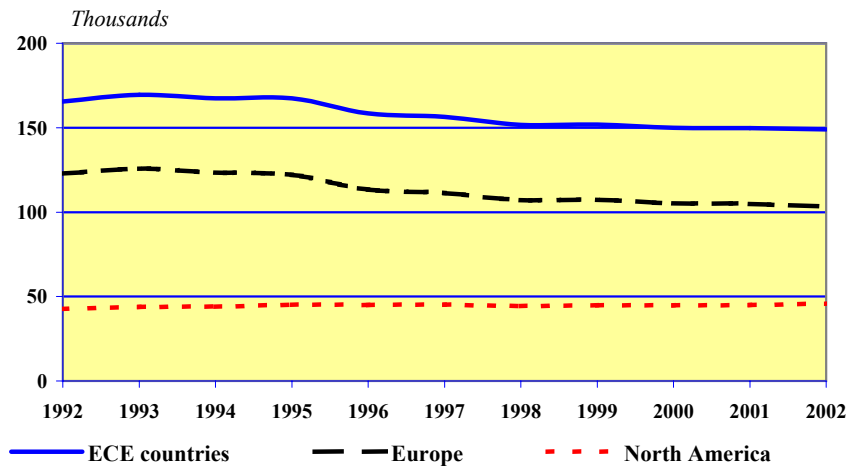
Number of road traffic accidents, 1992-2002



Injured in road traffic accidents, 1992-2002



Killed in road traffic accidents, 1992-2002



Thousands

Accidents

Killed

Injured

ECE countries

Europe

North America

Milliers

Accidents

Tués

Blessés

Pays de la CEE

Europe

Amérique du Nord

Тысячи

Происшествия

Погибшие

Раненые

Страны-члены ЕЭК

Европа

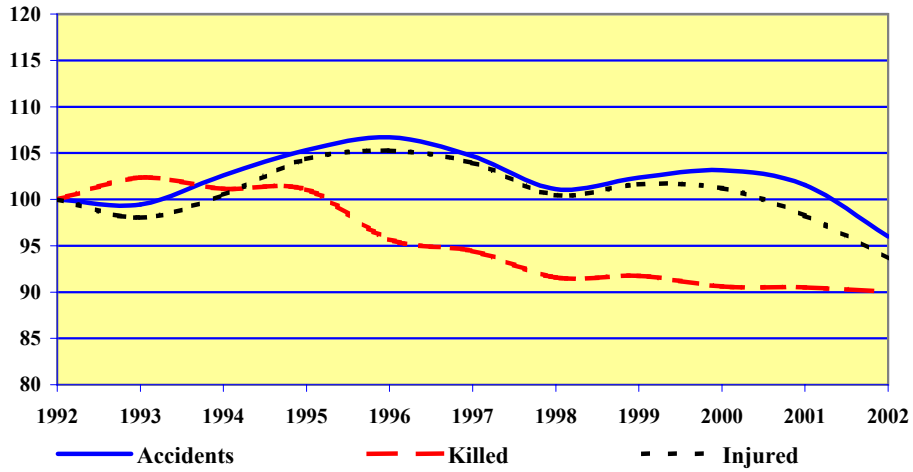
Северная Америка

B. Trend in road traffic accidents, 1992-2002

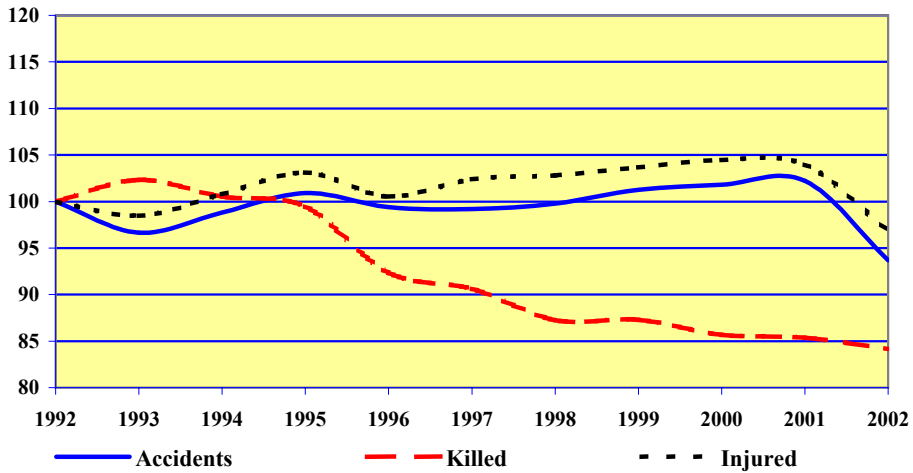
B. Evolution des accidents de la circulation routière, 1992-2002

B. Тенденции дорожно-транспортных происшествий, 1992-2002

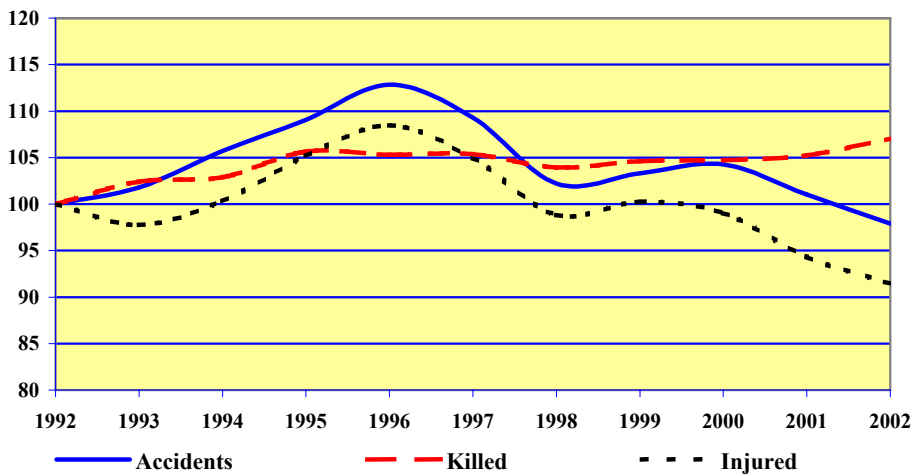
ECE countries, 1992 = 100



Europe, 1992 = 100



North America, 1992 = 100



Accidents

Killed

Injured

ECE countries

Europe

North America

Accidents

Tués

Blessés

Pays de la CEE

Europe

Amérique du Nord

Происшествия

Погибшие

Раненые

Страны-члены ЕЭК

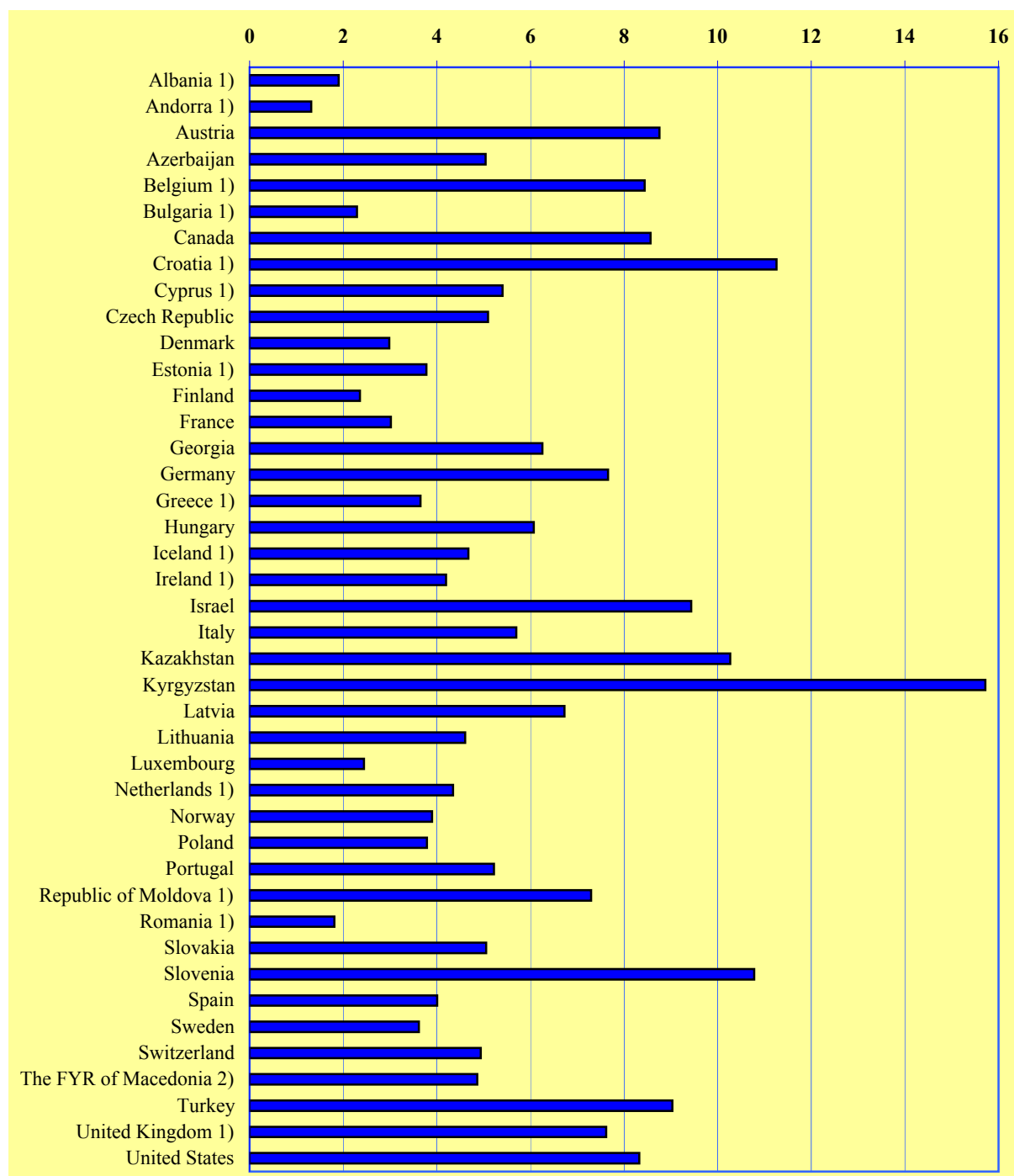
Европа

Северная Америка

C. Number of road traffic accidents per thousand road motor vehicles, 2002

C. Nombre des accidents de la circulation routière par milliers de véhicules motorisés, 2002

C. Количество дорожно-транспортных происшествий на тысячу транспортных средств, 2002



1) 2001

2) The former Yugoslav Republic of Macedonia.

1) 2001

2) L'ex-République yougoslave de Macédoine.

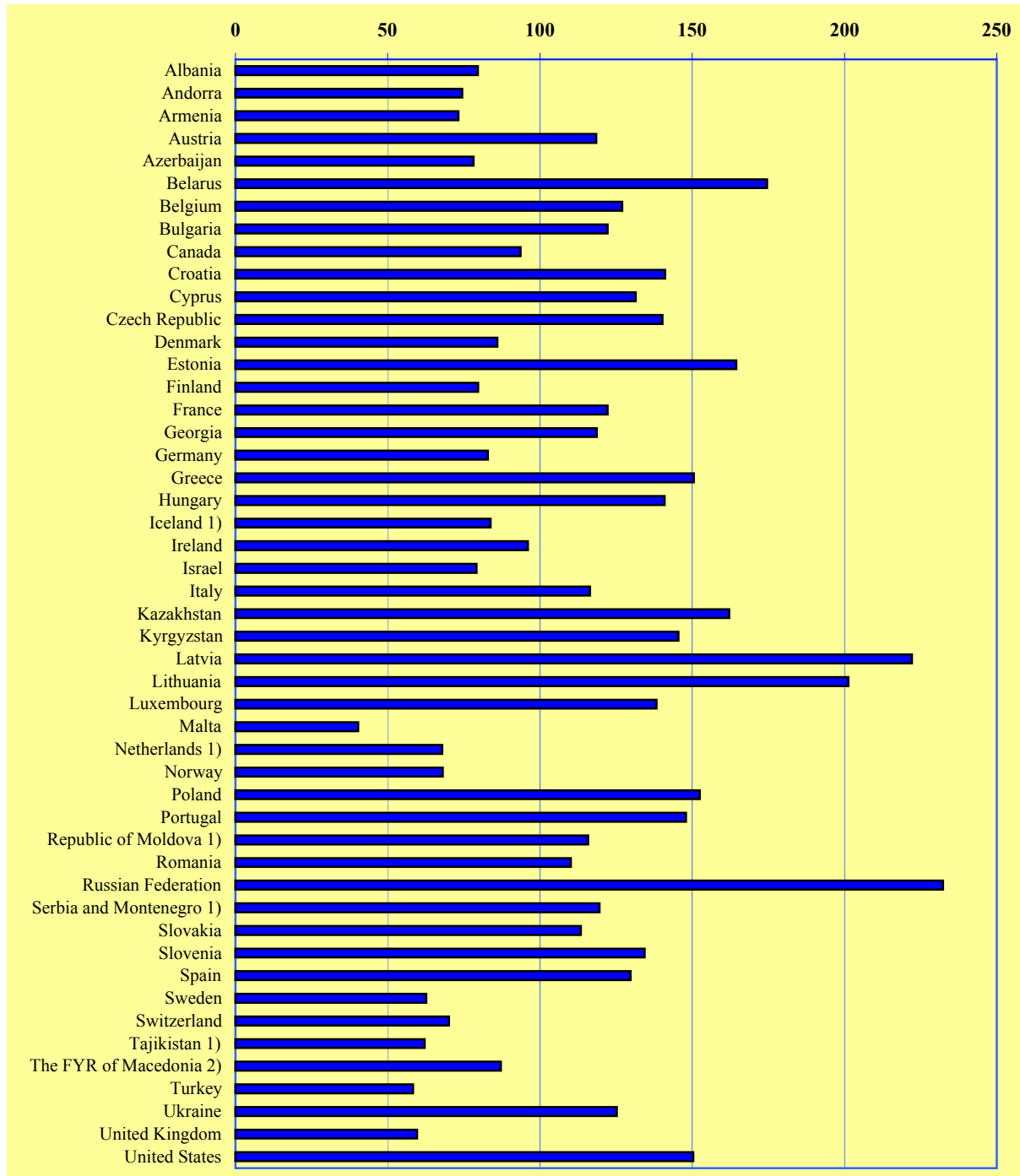
1) 2001

2) Бывшая Югославская Республика Македония.

D. Number of persons killed in road traffic accidents per million population, 2002

D. Nombre de personnes tuées par million d'habitants, 2002

D. Количество погибших в результате дорожно-транспортных происшествий на миллион населения, 2002



1) 2001

2) The former Yugoslav Republic of Macedonia.

1) 2001

2) L'ex-République yougoslave de Macédoine.

1) 2001

2) Бывшая Югославская Республика Македония.

E. Road Traffic Accident Profile for 2002: Area, Population, Accidents and Alcohol-related share

E. Bilan des accidents de la circulation routière en 2002: Superficie du pays, population, nombre d'accidents et pourcentage des accidents provoqués par l'alcool

E. Статистика дорожно-транспортных происшествий в 2002 г.: площадь страны, численность населения, число происшествий, доля происшествий с участием лиц в состоянии опьянения

Country	Area km ²	Population (1000)	Number of accidents, killed and injured persons					
			Accidents	Killed	Injured	of which share involving persons under the influence of alcohol (%)		
						Accidents	Killed	Injured
Albania	28 748	3 141	328	250	228	4.6	2.8	5.3
Andorra	468	67	91	5	132	5.5	...	7.6
Armenia	29 800	3 210	1 002	235	1 213	3.7	5.1	4.0
Austria	83 858	8 067	43 175	956	56 684	6.3	9.6	6.9
Azerbaijan	86 600	8 210	2 196	642	2 486	3.6	4.2	4.6
Belarus	207 600	9 899	7 204	1 728	7 472	10.9	11.4	13.7
Belgium	30 528	10 356	...	1 315
Bosnia-Herzegovina	51 197	3 830
Bulgaria	110 994	7 846	6 769	959	8 100	6.5	5.6	7.0
Canada	9 970 610	31 363	159 498	2 936	227 768
Croatia	56 542	4 442	17 071	627	23 923	19.3	14.2	9.2
Cyprus	9 251	715	2 369	94	3 526	2.5	10.6	2.4
Czech Republic	78 866	10 203	26 586	1 431	34 389	14.2	11.0	14.7
Denmark	43 094	5 384	7 126	463	8 791	17.3	28.5	16.5
Estonia	45 227	1 356	2 164	223	2 868	29.6	34.5	26.7
Finland	338 145	5 206	6 196	415	8 156	14.8	27.7	14.6
France	551 500	59 266	105 470	7 242	137 839
Georgia	69 700	4 342	2 011	515	2 509
Germany	357 022	82 537	362 054	6 842	476 413	7.0	13.6	6.9
Greece	131 957	10 988	16 852	1 654
Hungary	93 030	10 142	19 686	1 429	25 978	12.4	10.4	11.0
Iceland	103 000	288
Ireland	70 273	3 917	6 625	376	9 206
Israel	21 056	6 631	18 490	525	37 679	1.6
Italy	301 318	57 844	237 812	6 736	337 878	1.2	1.8	1.3
Kazakhstan	2 724 900	14 863	12 967	2 410	15 629	17.6	21.3	18.1
Kyrgyzstan	199 900	4 984	2 966	725	3 561	10.2	8.3	10.3
Latvia	64 589	2 331	5 083	518	6 300	17.8	32.6	19.4
Liechtenstein	160	30
Lithuania	65 300	3 463	6 091	697	7 428	16.3	12.9	18.0
Luxembourg	2 586	448	771	62	1 100	24.6	11.3	21.5
Malta	316	397	14 062	16	1 296
Monaco	2	30
Netherlands	41 526	16 105
Norway	323 758	4 552	8 724	310	12 395
Poland	312 685	38 219	53 559	5 827	67 498	14.6	15.8	14.2
Portugal	91 982	9 927	42 219	1 469	56 585
Republic of Moldova	33 851	3 618
Romania	238 391	21 773	7 047	2 398	5 777	3.6	4.5	2.8
Russian Federation	17 075 400	143 097	184 365	33 243	215 678	18.5	17.2	19.4
San Marino	61	30
Serbia and Montenegro	102 173	7 498
Slovakia	49 036	5 379	7 866	610	10 263	13.1	9.2	13.3
Slovenia	20 273	1 995	10 199	268	13 930	15.2	42.2	15.4
Spain	505 992	41 201	98 433	5 347	146 917
Sweden	449 964	8 941	16 947	560	24 747	6.0	8.4	5.9
Switzerland	41 285	7 318	23 647	513	29 774	10.6	18.1	10.7
Tajikistan	143 100	6 430
The FYR of Macedonia a)	25 713	2 020	1 644	176	2 424	7.4	2.8	7.7
Turkey	774 815	70 170	65 748	4 093	116 412	19.0	11.4	19.6
Turkmenistan	491 200	5 285
Ukraine	603 700	47 787	34 488	5 982	37 916	8.3	5.7	8.3
United Kingdom	242 900	57 511	221 751	3 431	299 174	5.9	16.3	6.5
United States	9 363 520	284 797	1968 000	42 815	2926 000
Uzbekistan	448 900	25 370

a) The former Yugoslav Republic of Macedonia.

a) L'ex-République yougoslave de Macédoine.

a) Бывшая Югославская Республика Македония.

F. Road traffic accidents involving personal injury

F. Accidents de la circulation routière ayant entraîné des lésions corporelles

F. Дорожно-транспортные происшествия, повлекшие за собой телесные увечья

Unit: number - Unité: nombre - Единица: число

Country Pays Страна	Code Code Шифр	Description Description Описание	1985	1990	1995	2000	2001	2002
Albania	A	Total number of accidents	399	428	400	328
Albanie	B	Accidents in built-up areas	114	112	87
Албания								
Andorra	A	Total number of accidents	97	70	91
Andorre	B	Accidents in built-up areas	59	43	52
Андорра								
Armenia	A	Total number of accidents	...	2 069	1 120	937	1 021	1 002
Arménie	B	Accidents in built-up areas	688	552	606	616
Армения								
Austria	A	Total number of accidents	46 275	46 338	38 956	42 126	43 073	43 175
Autriche	B	Accidents in built-up areas	30 193	28 357	23 344	25 418	26 036	26 466
Австрия								
Azerbaijan	A	Total number of accidents	2 412	3 176	2 513	1 987	1 985	2 196
Azerbaïdjan	B	Accidents in built-up areas	1 662	1 405	1 010	1 455
Азербайджан								
Belarus	A	Total number of accidents	...	9 311	7 268	6 410	6 327	7 204
Bélarus	B	Accidents in built-up areas	...	5 987	4 652	4 201	4 108	4 762
Беларусь								
Belgium	A	Total number of accidents	54 826	62 446	50 744	49 066	47 444	...
Belgique	B	Accidents in built-up areas	36 170	...	27 509	24 796	24 376	...
Бельгия								
Bulgaria	A	Total number of accidents	...	6 478	7 435	6 886	6 709	6 769
Bulgarie	B	Accidents in built-up areas	...	4 194	5 152	4 993	4 689	4 716
Болгария								
Canada	A	Total number of accidents	183 478	211 960	167 044	158 569	154 268	159 498
Canada	B	Accidents in built-up areas	112 813	110 200	113 630
Канада								
Croatia	A	Total number of accidents	...	14 471	12 668	14 430	15 656	17 071
Croatie	B	Accidents in built-up areas	10 896	12 075	13 204	...
Хорватия								
Cyprus	A	Total number of accidents	...	3 172	3 052	2 411	2 393	2 369
Chypre	B	Accidents in built-up areas
Кипр								
Czech Republic	A	Total number of accidents	24 084	21 910	28 746	25 445	26 027	26 586
République tchèque	B	Accidents in built-up areas	16 912	...	19 310	16 426	16 557	16 901
Чешская Республика								
Denmark	A	Total number of accidents	11 502	9 155	8 373	7 346	6 861	7 126
Danemark	B	Accidents in built-up areas	7 584	5 863	5 140	4 368	4 041	4 157
Дания								
Estonia	A	Total number of accidents	1 355	2 099	1 644	1 504	1 888	2 164
Estonie	B	Accidents in built-up areas	715	1 269	1 026	832	1 068	1 271
Эстония								
Finland	A	Total number of accidents	7 759	10 175	7 812	6 633	6 451	6 196
Finlande	B	Accidents in built-up areas	4 538	5 950	4 639	3 734	3 460	3 290
Финляндия								
France	A	Total number of accidents	191 096	162 573	132 949	121 223	116 745	105 470
France	B	Accidents in built-up areas	139 965	115 430	91 088	80 574	77 136	68 683
Франция								

For notes see end of table.

Voir notes à la fin du tableau.

См. примечания в конце таблицы.

F. Road traffic accidents involving personal injury

F. Accidents de la circulation routière ayant entraîné des lésions corporelles

F. Дорожно-транспортные происшествия, повлекшие за собой телесные увечья

Unit: number - Unité: nombre - Единица: число

Country Pays Страна	Code Code Шифр	Description Description Описание	1985	1990	1995	2000	2001	2002
Georgia Georgie Грузия	A	Total number of accidents	1 567	1 708	1 940	2 011
	B	Accidents in built-up areas	1 331	1 417	1 629	1 677
Germany ¹ Allemagne Германия	A	Total number of accidents	327 745	389 350	388 003	382 949	375 345	362 054
	B	Accidents in built-up areas	225 626	218 177	246 617	245 470	239 883	233 865
Greece Grèce Греция	A	Total number of accidents	21 537	19 609	22 798	23 001	19 671	16 852
	B	Accidents in built-up areas	15 646	13 785	16 068	16 059
Hungary Hongrie Венгрия	A	Total number of accidents	19 563	27 801	19 817	17 493	18 505	19 686
	B	Accidents in built-up areas	13 969	19 622	13 657	12 265	12 853	13 606
Iceland Islande Исландия	A	Total number of accidents	618	583	1 076	999	863	...
	B	Accidents in built-up areas	424	418	830	719	603	...
Ireland Irlande Ирландия	A	Total number of accidents	5 518	6 067	8 117	7 757	6 909	6 625
	B	Accidents in built-up areas	3 067	3 253	4 818	4 331	3 829	3 567
Israel Israël Израиль	A	Total number of accidents	12 761	17 496	21 688	19 925	18 140	18 490
	B	Accidents in built-up areas	17 050	14 853	13 330	13 553
Italy Italie Италия	A	Total number of accidents	157 786	161 782	182 761	211 941	235 142	237 812
	B	Accidents in built-up areas	119 242	120 811	133 851	158 215	179 817	175 000
Kazakhstan Kazakhstan Казахстан	A	Total number of accidents	13 036	11 304	12 163	12 967
	B	Accidents in built-up areas	9 738	8 400	9 208	9 640
Kyrgyzstan Kirghizistan Кыргызстан	A	Total number of accidents	3 045	2 671	3 122	2 966
	B	Accidents in built-up areas	1 477	1 909	1 681
Latvia Lettonie Латвия	A	Total number of accidents	3 767	4 325	4 056	4 482	4 766	5 083
	B	Accidents in built-up areas	2 072	2 548	2 612	3 044	3 269	3 306
Lithuania Lituanie Литва	A	Total number of accidents	4 232	5 135	4 144	5 807	5 972	6 091
	B	Accidents in built-up areas	2 866	4 226	4 357	4 226
Luxembourg Luxembourg Люксембург	A	Total number of accidents	1 332	1 216	1 078	905	774	771
	B	Accidents in built-up areas	873	759	...	362	315	366
Malta Malte Мальта	A	Total number of accidents	12 994	12 654	13 372	14 062
	B	Accidents in built-up areas
Netherlands Pays-Bas Нидерланды	A	Total number of accidents	42 348	44 892	42 642	37 947	35 313	...
	B	Accidents in built-up areas	30 253	32 137	29 414	24 853	22 641	...
Norway Norvège Норвегия	A	Total number of accidents	8 975	8 801	8 625	8 440	8 244	8 724
	B	Accidents in built-up areas	4 714	4 316	3 898	2 122	1 693	1 676

For notes see end of table.

Voir notes à la fin du tableau.

См. примечания в конце таблицы.

F. Road traffic accidents involving personal injury

F. Accidents de la circulation routière ayant entraîné des lésions corporelles

F. Дорожно-транспортные происшествия, повлекшие за собой телесные увечья

Unit: number - Unité: nombre - Единица: число

Country Pays Страна	Code Code Шифр	Description Description Описание	1985	1990	1995	2000	2001	2002
Poland Pologne Польша	A	Total number of accidents	36 100	50 532	56 904	57 331	53 799	53 559
	B	Accidents in built-up areas	27 713	38 395	41 032	41 485	38 690	38 652
Portugal Portugal Португалия	A	Total number of accidents	29 156	45 110	48 339	44 159	42 521	42 219
	B	Accidents in built-up areas	...	30 867	33 139	30 042	28 735	27 983
Republic of Moldova République de Moldova Республика Молдова	A	Total number of accidents	2 695	2 580	2 765	...
	B	Accidents in built-up areas	1 687	1 877	2 003	...
Romania Roumanie Румыния	A	Total number of accidents	5 444	9 708	9 119	7 555	7 244	7 047
	B	Accidents in built-up areas	4 553	...	8 508	6 665	6 212	6 083
Russian Federation Fédération de Russie Российская Федерация	A	Total number of accidents	167 280	157 596	164 403	184 365
	B	Accidents in built-up areas	122 773	115 045	118 234	131 653
Serbia and Montenegro Serbie-et-Monténégro Сербия и Черногория	A	Total number of accidents	12 249	48 822	61 493	...
	B	Accidents in built-up areas	44 739	55 707	...
Russian Federation Fédération de Russie Российская Федерация	A	Total number of accidents
	B	Accidents in built-up areas
Russian Federation Fédération de Russie Российская Федерация	A	Total number of accidents
	B	Accidents in built-up areas
Spain Espagne Испания	A	Total number of accidents	81 234	101 507	83 586	101 729	100 393	98 433
	B	Accidents in built-up areas	42 988	54 194	46 369	57 009	54 910	53 562
Sweden Suède Швеция	A	Total number of accidents	15 929	16 975	15 626	15 770	15 796	16 947
	B	Accidents in built-up areas	9 469	9 804	9 015	9 010	8 915	9 197
Switzerland Suisse Швейцария	A	Total number of accidents	24 302	23 834	23 030	23 737	23 896	23 647
	B	Accidents in built-up areas	16 229	15 029	14 634	15 093	14 963	15 092
Tajikistan Tadjikistan Таджикистан	A	Total number of accidents	1 744	1 333	1 368	...
	B	Accidents in built-up areas	721
The FYR of Macedonia ²	A	Total number of accidents	2 541	1 692	1 314	1 644
	B	Accidents in built-up areas	1 809	1 147	881	943
Turkey Turquie Турция	A	Total number of accidents	35 243	55 771	66 029	75 201	66 243	65 748
	B	Accidents in built-up areas	47 658	48 442	43 910	43 697
Ukraine Ukraine Украина	A	Total number of accidents	38 323	50 908	43 152	33 339	34 541	34 488
	B	Accidents in built-up areas	...	36 953	31 214	25 318	25 450	24 584
United Kingdom Royaume-Uni Соединенное Королевство	A	Total number of accidents	251 424	265 600	243 960	233 729	229 014	221 751
	B	Accidents in built-up areas	191 441	195 449	178 174	170 950	167 048	161 236

For notes see end of table.

Voir notes à la fin du tableau.

См. примечания в конце таблицы.

F. Road traffic accidents involving personal injury**F. Accidents de la circulation routière ayant entraîné des lésions corporelles****F. Дорожно-транспортные происшествия, повлекшие за собой телесные увечья**

Unit: number - Unité: nombre - Единица: число

Country Pays Страна	Code Code Шифр	Description Description Описание	1985	1990	1995	2000	2001	2002
United States Etats-Unis Соединенные Штаты	A	Total number of accidents	2 241 000	2 163 000	2 203 000	2 107 000	2 041 000	1 968 000
	B	Accidents in built-up areas	1 658 000

Explanation of code - Explication du code - Объяснение шифра

A : Total number of accidents

A : Nombre total des accidents

A : Общее число происшествий

B : Accidents in built-up areas

B : Accidents dans les agglomérations

B : Происшествия в населенных пунктах

Country notes - Notes relatives aux pays - Примечания к данным, представляемым странами:

1. Up to 1990 data refer to the Federal Republic of Germany.

1. Jusqu'en 1990 les données se réfèrent à la République fédérale d'Allemagne.

1. До 1990 года данные относятся к Федеративной Республики Германии.

2. The former Yugoslav Republic of Macedonia.

2. L'ex-République yougoslave de Macédoine

2. Бывшая Югославская Республика Македония.

G. Persons killed or injured in road traffic accidents

G. Personnes tuées ou blessées dans les accidents de la circulation routière

G. Погибшие или раненые в дорожно-транспортных происшествиях

Unit: number - Unité: nombre - Единица: число

Country Pays Страна	Code Code Шифр	Description Description Описание	1985	1990	1995	2000	2001	2002
Albania Albanie Албания	A	Number of persons killed	306	280	297	250
	B	Number of persons injured	333	336	250	228
Andorra Andorre Андорра	A	Number of persons killed	9	5	5
	B	Number of persons injured	138	123	132
Armenia Arménie Армения	A	Number of persons killed	...	721	299	214	237	235
	B	Number of persons injured	...	2 189	1 297	1 163	1 258	1 213
Austria Autriche Австрия	A	Number of persons killed	1 361	1 391	1 210	976	958	956
	B	Number of persons injured	59 977	60 650	50 764	54 929	56 265	56 684
Azerbaijan Azerbaïdjan Азербайджан	A	Number of persons killed	819	1 264	990	596	559	642
	B	Number of persons injured	2 752	3 563	2 786	2 199	2 228	2 486
Belarus Bélarus Беларусь	A	Number of persons killed	...	2 264	1 781	1 594	1 594	1 728
	B	Number of persons injured	...	9 308	7 457	6 494	6 401	7 472
Belgium Belgique Бельгия	A	Number of persons killed	1 801	1 976	1 449	1 470	1 486	1 315
	B	Number of persons injured	74 514	86 184	70 305	67 961	65 294	...
Bulgaria Bulgarie Болгария	A	Number of persons killed	...	1 567	1 264	1 012	1 011	959
	B	Number of persons injured	...	6 822	8 717	8 030	7 984	8 100
Canada Canada Канада	A	Number of persons killed	4 364	3 963	3 351	2 927	2 781	2 936
	B	Number of persons injured	259 189	262 680	241 935	227 458	221 121	227 768
Croatia Croatie Хорватия	A	Number of persons killed	1 124	1 360	800	655	647	627
	B	Number of persons injured	16 321	19 791	17 665	20 501	22 093	23 923
Cyprus Chypre Кипр	A	Number of persons killed	116	101	118	111	98	94
	B	Number of persons injured	4 582	4 232	4 517	3 586	3 528	3 526
Czech Republic République tchèque Чешская Республика	A	Number of persons killed	1 588	1 486	1 334	1 431
	B	Number of persons injured	36 967	32 439	33 676	34 389
Denmark Danemark Дания	A	Number of persons killed	772	634	582	498	431	463
	B	Number of persons injured	13 855	10 653	9 991	9 092	8 465	8 791
Estonia Estonie Эстония	A	Number of persons killed	191	436	332	204	199	223
	B	Number of persons injured	1 526	2 379	1 897	1 843	2 443	2 868
Finland Finlande Финляндия	A	Number of persons killed	541	649	441	396	433	415
	B	Number of persons injured	9 563	12 758	10 191	8 508	8 411	8 156
France France Франция	A	Number of persons killed	10 447	10 289	8 412	7 643	7 720	7 242
	B	Number of persons injured	270 745	225 860	181 403	162 117	153 945	137 839

For note see end of table.

Voir notes à la fin du tableau.

См. примечания в конце таблицы.

G. Persons killed or injured in road traffic accidents

G. Personnes tuées ou blessées dans les accidents de la circulation routière

G. Погибшие или раненые в дорожно-транспортных происшествиях

Unit: number - Unité: nombre - Единица: число

Country Pays Страна	Code Code Шифр	Description Description Описание	1985	1990	1995	2000	2001	2002
Georgia Georgie Грузия	A	Number of persons killed	450	503	558	515
	B	Number of persons injured	1 910	2 079	2 376	2 509
Germany ¹ Allemagne Германия	A	Number of persons killed	8 400	7 906	9 454	7 503	6 977	6 842
	B	Number of persons injured	422 095	448 158	512 141	503 480	494 775	476 413
Greece Grèce Греция	A	Number of persons killed	1 704	1 737	2 043	2 037	1 880	1 654
	B	Number of persons injured	30 473	27 391	31 180	30 763	25 881	...
Hungary Hongrie Венгрия	A	Number of persons killed	1 756	2 432	1 589	1 200	1 239	1 429
	B	Number of persons injured	24 840	36 996	25 886	22 698	24 149	25 978
Iceland Islande Исландия	A	Number of persons killed	23	24	24	32	24	...
	B	Number of persons injured	889	857	1 631	1 484	1 278	...
Ireland Irlande Ирландия	A	Number of persons killed	410	478	437	415	411	376
	B	Number of persons injured	7 818	9 429	12 673	12 043	10 222	9 206
Israel Israël Израиль	A	Number of persons killed	387	427	550	461	542	525
	B	Number of persons injured	18 322	27 241	37 974	39 817	37 047	37 679
Italy Italie Италия	A	Number of persons killed	7 130	6 621	6 512	6 410	6 682	6 736
	B	Number of persons injured	216 102	221 024	259 571	301 559	334 679	337 878
Kazakhstan Kazakhstan Казахстан	A	Number of persons killed	2 926	2 055	2 219	2 410
	B	Number of persons injured	14 485	13 254	14 357	15 629
Kyrgyzstan Kirghizistan Кыргызстан	A	Number of persons killed	627	611	703	725
	B	Number of persons injured	3 600	3 292	3 808	3 561
Latvia Lettonie Латвия	A	Number of persons killed	539	877	611	588	517	518
	B	Number of persons injured	4 185	4 716	4 903	5 449	5 852	6 300
Lithuania Lituanie Литва	A	Number of persons killed	649	933	672	641	706	697
	B	Number of persons injured	4 500	5 491	4 508	6 960	7 103	7 428
Luxembourg Luxembourg Люксембург	A	Number of persons killed	79	71	70	76	70	62
	B	Number of persons injured	1 997	1 778	1 660	1 255	1 176	1 100
Malta Malte Мальта	A	Number of persons killed	13	4	14	15	16	16
	B	Number of persons injured	847	471	652	1 169	1 215	1 296
Netherlands Pays-Bas Нидерланды	A	Number of persons killed	1 438	1 376	1 334	1 166	1 085	...
	B	Number of persons injured	48 450	52 032	50 970	46 084	42 810	...
Norway Norvège Норвегия	A	Number of persons killed	402	332	305	341	275	310
	B	Number of persons injured	11 902	11 886	11 756	11 662	11 522	12 395

For note see end of table.

Voir notes à la fin du tableau.

См. примечания в конце таблицы.

G. Persons killed or injured in road traffic accidents

G. Personnes tuées ou blessées dans les accidents de la circulation routière

G. Погибшие или раненые в дорожно-транспортных происшествиях

Unit: number - Unité: nombre - Единица: число

Country Pays Страна	Code Code Шифр	Description Description Описание	1985	1990	1995	2000	2001	2002
Poland Pologne Польша	A	Number of persons killed	4 688	7 333	6 900	6 294	5 534	5 827
	B	Number of persons injured	42 290	59 611	70 226	71 638	68 194	67 498
Portugal Portugal Португалия	A	Number of persons killed	1 875	2 321	2 085	1 629	1 466	1 469
	B	Number of persons injured	39 560	63 329	65 827	59 924	57 044	56 585
Republic of Moldova République de Moldova Республика Молдова	A	Number of persons killed	544	406	420	...
	B	Number of persons injured	3 069	3 147	3 390	...
Romania Roumanie Румыния	A	Number of persons killed	1 322	3 782	2 845	2 499	2 461	2 398
	B	Number of persons injured	5 059	16 823	7 716	6 315	5 963	5 777
Russian Federation Fédération de Russie Российская Федерация	A	Number of persons killed	32 791	29 594	30 916	33 243
	B	Number of persons injured	183 926	179 401	187 790	215 678
Serbia and Montenegro Serbie-et-Monténégro Сербия и Черногория	A	Number of persons killed	1 733	2 095	1 155	1 048	1 273	...
	B	Number of persons injured	21 259	25 299	16 261	16 618	19 873	...
Slovakia Slovaquie Словакия	A	Number of persons killed	...	517	660	628	614	610
	B	Number of persons injured	...	10 634	11 573	10 094	10 839	10 263
Russian Federation Fédération de Russie Российская Федерация	A	Number of persons killed
	B	Number of persons injured
Spain Espagne Испания	A	Number of persons killed	4 903	6 948	5 751	5 776	5 517	5 347
	B	Number of persons injured	126 800	155 476	121 432	149 781	149 599	146 917
Sweden Suède Швеция	A	Number of persons killed	808	772	572	591	583	560
	B	Number of persons injured	20 671	22 497	21 173	22 032	22 330	24 747
Switzerland Suisse Швейцария	A	Number of persons killed	908	954	692	592	544	513
	B	Number of persons injured	29 827	29 243	28 759	30 058	30 160	29 774
Tajikistan Tadjikistan Таджикистан	A	Number of persons killed	545	410	396	...
	B	Number of persons injured	2 011	1 499	1 556	...
The FYR of Macedonia ²	A	Number of persons killed	179	162	107	176
	B	Number of persons injured	3 421	2 340	1 830	2 424
Turkey Turquie Турция	A	Number of persons killed	5 680	6 286	6 004	5 510	4 386	4 093
	B	Number of persons injured	51 586	87 693	114 319	136 751	116 203	116 412
Ukraine Ukraine Украина	A	Number of persons killed	6 266	9 616	7 530	5 185	5 984	5 982
	B	Number of persons injured	39 999	53 451	46 943	36 636	38 196	37 916
United Kingdom Royaume-Uni Соединенное Королевство	A	Number of persons killed	5 342	5 402	3 765	3 409	3 450	3 431
	B	Number of persons injured	320 819	347 500	318 466	316 874	309 859	299 174

For note see end of table.

Voir notes à la fin du tableau.

См. примечания в конце таблицы.

G. Persons killed or injured in road traffic accidents**G. Personnes tuées ou blessées dans les accidents de la circulation routière****G. Погибшие или раненые в дорожно-транспортных происшествиях**

Unit: number - Unité: nombre - Единица: число

Country Pays Страна	Code Code Шифр	Description Description Описание	1985	1990	1995	2000	2001	2002
United States Etats-Unis Соединенные Штаты	A	Number of persons killed	43 825	44 599	41 798	41 821	42 196	42 815
	B	Number of persons injured	3 388 825	3 231 000	3 386 000	3 189 000	3 033 000	2 926 000

Explanation of code - Explication du code - Объяснение шифра

A : Number of persons killed

A : Nombre de personnes tuées

A : Число убитых

B : Number of persons injured

B : Nombre de personnes blessées

B : Число раненых

Country notes - Notes relatives aux pays - Примечания к данным, представляемым странами:

1. Up to 1990 data refer to the Federal Republic of Germany.

1. Jusqu'en 1990 les données se réfèrent à la République fédérale d'Allemagne.

1. До 1990 года данные относятся к Федеративной Республики Германии.

2. The former Yugoslav Republic of Macedonia.

2. L'ex-République yougoslave de Macédoine

2. Бывшая Югославская Республика Македония.

Accidents and casualties

Accidents et victimes

Происшествия и жертвы

1. Road traffic accidents by location, time of occurrence and road condition

1. Accidents de la circulation routière selon le lieu, l'époque à laquelle ils se sont produits et les conditions de circulation

1. Дорожно-транспортные происшествия, повлекшие за собой раненых или погибших, по типу происшествия

Unit : number - Unité : nombre - Единица: Число

Item	Description	Rubrique	Description
1	All accidents - Total	1	Tous les accidents - Total
2	By location:	2	Selon le lieu:
21	- Motorways	21	- Autoroutes
22	- Inside built-up areas (without motorways)	22	- Dans les agglomérations (sans les autoroutes)
23	- Outside built-up areas (without motorways)	23	- Hors des agglomérations (sans les autoroutes)
3	By month:	3	Selon le mois:
301	- January	301	- Janvier
302	- February	302	- Février
303	- March	303	- Mars
304	- April	304	- Avril
305	- May	305	- Mai
306	- June	306	- Juin
307	- July	307	- Juillet
308	- August	308	- Août
309	- September	309	- Septembre
310	- October	310	- Octobre
311	- November	311	- Novembre
312	- December	312	- Décembre
4	By day of week:	4	Selon le jour de la semaine:
41	- Monday through Thursday	41	- Lundi à jeudi
42	- Friday	42	- Vendredi
43	- Saturday	43	- Samedi
44	- Sunday	44	- Dimanche
5	By light condition:	5	Selon les conditions d'éclairage:
51	- Daylight	51	- En plein jour
52	- Twilight (or unknown)	52	- Au crépuscule (ou conditions inconnues)
53	- Darkness	53	- Dans l'obscurité
6	By road condition:	6	Selon l'état de la route:
61	- Dry road surface	61	- Route sèche
62	- Other (wet, icy, etc.)	62	- Autre (humide, glacée, etc.)

Статья	Описание
1	Все дорожно-транспортные происшествия - Всего
2	По месту:
21	- Автомагистрали
22	- В населенных пунктах (без автомагистралей)
23	- За пределами населенных пунктов (без автомагистралей)
3	По месяцам:
301	- Январь
302	- Февраль
303	- Март
304	- Апрель
305	- Май
306	- Июнь
307	- Июль
308	- Август
309	- Сентябрь
310	- Октябрь
311	- Ноябрь
312	- Декабрь
4	По дням недели:
41	- Понедельник - четверг
42	- Пятница
43	- Суббота
44	- Воскресенье
5	По условиям освещения: Дневное время
51	- Дневное время
52	- Сумерки (или условия освещения не известны)
53	- Ночное время
6	По условиям дорожного покрытия:
61	- Сухое дорожное покрытие
62	- Прочее (влажное покрытие, гололед и т.д.)

1. Road traffic accidents by location, time of occurrence and road condition

1. Accidents de la circulation routière selon le lieu, l'époque à laquelle ils se sont produits et les conditions de circulation

1. Дорожно-транспортные происшествия, повлекшие за собой раненых или погибших, по типу происшествия

Unit : number - Unité : nombre - Единица: Число

Description Description Описание	Accidents Accidents Происшествия		Persons killed or injured : total Personnes tuées ou blessées : total Погибшие или раненые: всего		Persons killed Personnes tuées Погибшие		Persons injured Personnes blessées Раненые	
	2001	2002	2001	2002	2001	2002	2001	2002

Albania - Albanie - Албания

1	All accidents - Total	400	328	547	478	297	250	250	228
2	By location:								
21	- Motorways	-	-	-	-	-	-	-	-
22	- Inside built-up areas	112	87	144	118	70	66	74	52
23	- Outside built-up areas	288	241	403	353	227	184	176	165
3	By month:								
301	- January	31	30	50	48	18	22	32	26
302	- February	22	33	31	41	18	24	13	17
303	- March	25	21	36	28	18	15	18	13
304	- April	...	18	...	26	19	12	14	14
305	- May	...	19	...	40	...	21	25	19
306	- June	...	24	...	32	...	15	19	13
307	- July	...	21	...	31	...	20	20	11
308	- August	...	42	...	56	...	26	30	30
309	- September	42	26	...	36	...	16	24	20
310	- October	41	37	...	53	...	30	22	23
311	- November	...	35	39	56	...	26	14	30
312	- December	...	22	48	31	...	19	19	12
4	By day of week:								
41	- Monday through Thursday	223	185	313	254	161	143	152	111
42	- Friday	47	42	62	62	33	32	29	30
43	- Saturday	65	44	80	73	47	37	33	36
44	- Sunday	65	57	92	85	56	38	36	51
5	By light condition:								
51	- Daylight	290	210	379	305	202	151	177	154
52	- Twilight (or unknown)	22	16	27	34	20	13	7	21
53	- Darkness	88	102	141	139	75	86	66	53
6	By road condition:								
61	- Dry road surface	361	295	483	478	271	250	212	228
62	- Other (wet, icy, etc.)	39	33	64	427	26	221	38	206

Andorra - Andorre - Андорра

1	All accidents - Total	70	91	128	137	5	5	123	132
2	By location:								
21	- Motorways	-	-	-	-	-	-	-	-
22	- Inside built-up areas	43	52	56	59	-	1	56	58
23	- Outside built-up areas	27	39	72	78	5	4	67	74
3	By month:								
301	- January	4	4	8	8	-	-	8	8
302	- February	5	1	10	1	-	-	10	1
303	- March	5	13	15	16	-	-	15	16
304	- April	5	10	15	18	-	-	15	18
305	- May	5	8	7	10	-	-	7	10
306	- June	4	9	5	12	-	-	5	12
307	- July	6	14	10	23	2	2	8	21
308	- August	10	5	12	6	-	-	12	6
309	- September	3	5	4	7	-	1	4	6
310	- October	8	7	16	11	3	1	13	10
311	- November	10	10	13	19	-	1	13	18
312	- December	5	5	13	6	-	-	13	6
4	By day of week:								
41	- Monday through Thursday	37	53	51	79	2	1	49	78
42	- Friday	10	14	20	20	-	1	20	19
43	- Saturday	9	14	24	22	-	2	24	20
44	- Sunday	14	10	33	16	3	1	30	15
5	By light condition:								
51	- Daylight	36	57	53	79	-	2	53	77
52	- Twilight (or unknown)	7	11	13	14	2	2	11	12
53	- Darkness	27	23	62	44	3	1	59	43
6	By road condition:								
61	- Dry road surface	57	74	106	102	3	3	103	99
62	- Other (wet, icy, etc.)	13	17	22	35	2	2	20	33

For note see end of table.

Voir note à la fin du tableau.

См. примечания в конце таблицы.

1. Road traffic accidents by location, time of occurrence and road condition

1. Accidents de la circulation routière selon le lieu, l'époque à laquelle ils se sont produits et les conditions de circulation

1. Дорожно-транспортные происшествия, повлекшие за собой раненых или погибших, по типу происшествия

Unit : number - Unité : nombre - Единица: Число

Description Description Описание	Accidents Accidents Происшествия		Persons killed or injured : total Personnes tuées ou blessées : total Погибшие или раненые: всего		Persons killed Personnes tuées Погибшие		Persons injured Personnes blessées Раненые	
	2001	2002	2001	2002	2001	2002	2001	2002

Armenia - Arménie - Армения

1	All accidents - Total	1 021	1 002	1 495	1 448	237	235	1 258	1 213
2	By location:								
21	- Motorways	401	375	724	656	130	132	594	524
22	- Inside built-up areas	606	616	757	774	100	97	657	677
23	- Outside built-up areas	14	11	14	18	7	6	7	12
3	By month:								
301	- January	71	59	108	84	19	15	89	69
302	- February	50	58	67	76	11	9	56	67
303	- March	63	64	80	84	13	12	67	72
304	- April	72	61	89	88	20	13	69	75
305	- May	73	67	89	101	12	17	77	84
306	- June	91	76	138	107	...	17	122	90
307	- July	106	76	171	113	...	15	143	98
308	- August	107	95	197	136	41	18	156	118
309	- September	95	118	122	198	25	50	97	148
310	- October	105	116	142	162	19	26	123	136
311	- November	104	134	161	200	...	29	140	171
312	- December	84	78	131	99	...	14	119	85
4	By day of week:								
41	- Monday through Thursday	564	570	819	802	132	137	687	665
42	- Friday	144	160	205	219	32	28	173	191
43	- Saturday	147	140	201	229	21	36	180	193
44	- Sunday	166	132	270	198	52	34	218	164
5	By light condition:								
51	- Daylight	394	406	526	583	59	86	467	497
52	- Twilight (or unknown)	525	491	820	698	140	121	680	577
53	- Darkness	102	105	149	167	38	28	111	139
6	By road condition:								
61	- Dry road surface	1 006	988	1 476	1 432	237	235	1 239	1 197
62	- Other (wet, icy, etc.)	15	14	19	16	-	-	19	16

Austria - Autriche - Австрия

1	All accidents - Total	43 073	43 175	57 223	57 640	958	956	56 265	56 684
2	By location:								
21	- Motorways	2 485	2 448	4 050	4 091	156	128	3 894	3 963
22	- Inside built-up areas	26 036	26 466	32 116	32 788	216	265	31 900	32 523
23	- Outside built-up areas	14 552	14 261	21 057	20 761	586	563	20 471	20 198
3	By month:								
301	- January	2 599	2 801	3 546	3 883	66	64	3 480	3 819
302	- February	2 528	2 524	3 462	3 393	47	48	3 415	3 345
303	- March	2 982	3 126	4 006	4 223	59	69	3 947	4 154
304	- April	3 239	3 298	4 282	4 356	71	60	4 211	4 296
305	- May	4 302	4 193	5 626	5 578	98	83	5 528	5 495
306	- June	4 124	4 412	5 403	5 832	86	86	5 317	5 746
307	- July	4 483	4 307	5 844	5 639	92	98	5 752	5 541
308	- August	4 498	4 055	5 956	5 443	100	104	5 856	5 339
309	- September	3 772	4 170	4 991	5 526	88	98	4 903	5 428
310	- October	4 036	3 789	5 342	4 948	105	93	5 237	4 855
311	- November	3 390	3 488	4 477	4 682	77	72	4 400	4 610
312	- December	3 120	3 012	4 288	4 137	69	81	4 219	4 056
4	By day of week:								
41	- Monday through Thursday	25 047	25 014	32 158	32 385	484	495	31 674	31 890
42	- Friday	7 618	7 508	10 180	9 894	165	134	10 015	9 760
43	- Saturday	5 852	6 090	8 321	8 654	161	169	8 160	8 485
44	- Sunday	4 556	4 563	6 564	6 707	148	158	6 416	6 549
5	By light condition:								
51	- Daylight	30 950	30 857	40 435	40 150	534	492	39 901	40 018
52	- Twilight (or unknown)	2 212	2 034	2 993	2 790	49	54	2 944	2 736
53	- Darkness	9 911	10 284	13 795	14 340	375	410	13 420	13 930
6	By road condition:								
61	- Dry road surface	30 043	30 688	39 220	40 254	682	656	38 538	39 598
62	- Other (wet, icy, etc.)	13 030	12 487	18 003	17 386	276	300	17 727	17 086

For note see end of table.

Voir note à la fin du tableau.

См. примечания в конце таблицы.

1. Road traffic accidents by location, time of occurrence and road condition

1. Accidents de la circulation routière selon le lieu, l'époque à laquelle ils se sont produits et les conditions de circulation

1. Дорожно-транспортные происшествия, повлекшие за собой раненых или погибших, по типу происшествия

Unit : number - Unité : nombre - Единица: Число

Description Description Описание	Accidents Accidents Происшествия		Persons killed or injured : total Personnes tuées ou blessées : total Погибшие или раненые: всего		Persons killed Personnes tuées Погибшие		Persons injured Personnes blessées Раненые	
	2001	2002	2001	2002	2001	2002	2001	2002

Azerbaijan - Azerbaïdjan - Азербайджан

1	All accidents - Total	1 985	2 196	2 787	3 128	559	642	2 228	2 486
2	By location:								
21	- Motorways	975	741	1 473	1 248	275	286	1 198	962
22	- Inside built-up areas	1 010	1 455	1 314	1 880	284	356	1 030	1 524
23	- Outside built-up areas	-	-	-	-	-	-	-	-
3	By month:								
301	- January	141	141	212	197	48	37	164	160
302	- February	124	116	167	158	27	35	140	123
303	- March	122	128	149	165	36	42	113	123
304	- April	119	135	164	160	29	33	135	127
305	- May	153	153	219	188	41	29	178	159
306	- June	178	161	248	241	54	36	194	205
307	- July	179	221	279	356	50	79	229	277
308	- August	194	217	328	315	74	64	254	251
309	- September	189	194	245	296	45	77	200	219
310	- October	207	227	282	324	49	57	233	267
311	- November	199	236	268	352	54	66	214	286
312	- December	180	267	226	376	52	87	174	289
4	By day of week:								
41	- Monday through Thursday	1 113	1 249	1 533	1 740	321	344	1 212	1 396
42	- Friday	287	322	393	449	82	93	311	356
43	- Saturday	268	308	393	468	64	108	329	360
44	- Sunday	317	317	468	471	92	97	376	374
5	By light condition:								
51	- Daylight	881	942	1 252	1 340	199	237	1 053	1 103
52	- Twilight (or unknown)	339	388	468	534	105	112	363	422
53	- Darkness	765	866	1 067	1 254	255	293	812	961
6	By road condition:								
61	- Dry road surface	1 804	1 928	2 546	2 730	503	565	2 043	2 165
62	- Other (wet, icy, etc.)	181	268	241	398	56	77	185	321

Belarus - Bélarus - Беларусь

1	All accidents - Total	6 327	7 204	7 995	9 200	1 594	1 728	6 401	7 472
2	By location:								
21	- Motorways	-	-	-	-	-	-	-	-
22	- Inside built-up areas	4 108	4 762	4 840	5 632	741	775	4 099	4 857
23	- Outside built-up areas	2 219	2 442	3 155	3 568	853	953	2 302	2 615
3	By month:								
301	- January	342	324	428	382	103	90	325	292
302	- February	314	374	383	437	72	102	311	335
303	- March	336	412	410	522	82	125	328	397
304	- April	460	491	599	649	101	106	498	543
305	- May	487	615	612	804	101	119	511	685
306	- June	551	632	730	832	125	125	605	707
307	- July	644	720	837	956	157	142	680	814
308	- August	712	766	901	992	181	172	720	820
309	- September	621	649	774	837	168	196	606	641
310	- October	658	759	846	950	184	177	662	773
311	- November	641	771	772	985	185	216	587	769
312	- December	561	691	703	854	135	158	568	696
4	By day of week:								
41	- Monday through Thursday	3 350	3 784	4 133	4 736	810	885	3 323	3 851
42	- Friday	1 001	1 137	1 231	1 434	268	288	963	1 146
43	- Saturday	980	1 159	1 291	1 527	252	282	1 039	1 245
44	- Sunday	996	1 124	1 340	1 503	264	273	1 076	1 230
5	By light condition:								
51	- Daylight	3 279	3 705	4 145	4 689	640	676	3 505	4 013
52	- Twilight (or unknown)	96	228	125	313	32	78	93	235
53	- Darkness	2 952	3 271	3 725	4 198	922	974	2 803	3 224
6	By road condition:								
61	- Dry road surface	4 176	4 851	5 284	6 226	1 046	1 168	4 238	5 058
62	- Other (wet, icy, etc.)	2 151	2 353	2 711	2 974	548	560	2 163	2 414

For note see end of table.

Voir note à la fin du tableau.

См. примечания в конце таблицы.

1. Road traffic accidents by location, time of occurrence and road condition

1. Accidents de la circulation routière selon le lieu, l'époque à laquelle ils se sont produits et les conditions de circulation

1. Дорожно-транспортные происшествия, повлекшие за собой раненых или погибших, по типу происшествия

Unit : number - Unité : nombre - Единица: Число

Description Description Описание	Accidents Accidents Происшествия		Persons killed or injured : total Personnes tuées ou blessées : total Погибшие или раненые: всего		Persons killed Personnes tuées Погибшие		Persons injured Personnes blessées Раненые	
	2001	2002	2001	2002	2001	2002	2001	2002
	Belgium - Belgique - Бельгия							
1 All accidents - Total	47 444	...	66 780	...	1 486	1 315	65 294	...
2 By location:								
21 - Motorways	4 765	...	7 485	...	196	173	7 289	...
22 - Inside built-up areas	24 376	...	31 637	...	449	...	31 188	...
23 - Outside built-up areas	18 303	...	27 658	...	841	...	26 817	...
3 By month:								
301 - January	3 608	...	5 108	...	118	...	4 990	...
302 - February	3 301	...	4 585	...	93	...	4 492	...
303 - March	3 882	...	5 545	...	106	...	5 439	...
304 - April	3 605	...	5 145	...	109	...	5 036	...
305 - May	4 305	...	5 888	...	121	...	5 767	...
306 - June	4 216	...	5 925	...	137	...	5 788	...
307 - July	3 971	...	5 715	...	153	...	5 562	...
308 - August	3 988	...	5 595	...	140	...	5 455	...
309 - September	4 317	...	6 160	...	135	...	6 025	...
310 - October	4 484	...	6 163	...	124	...	6 039	...
311 - November	4 247	...	5 906	...	137	...	5 769	...
312 - December	3 520	...	5 045	...	113	...	4 932	...
4 By day of week:								
41 - Monday through Thursday	26 462	...	35 949	...	745	...	35 204	...
42 - Friday	7 622	...	10 429	...	223	...	10 206	...
43 - Saturday	7 299	...	10 876	...	266	...	10 610	...
44 - Sunday	6 061	...	9 526	...	252	...	9 274	...
5 By light condition:								
51 - Daylight	31 630	...	44 028	...	735	...	43 293	...
52 - Twilight (or unknown)	3 029	...	4 168	...	88	...	4 080	...
53 - Darkness	12 785	...	18 584	...	663	...	17 921	...
6 By road condition:								
61 - Dry road surface	31 890	...	44 276	...	975	...	43 301	...
62 - Other (wet, icy, etc.)	15 554	...	22 504	...	511	...	21 993	...

Bulgaria - Bulgarie - Болгария

1 All accidents - Total	6 709	6 769	8 995	9 059	1 011	959	7 984	8 100
2 By location:								
21 - Motorways	105	97	180	160	48	38	132	122
22 - Inside built-up areas	4 689	4 716	5 777	5 809	482	438	5 295	5 371
23 - Outside built-up areas	1 915	1 956	3 038	3 090	481	483	2 557	2 607
3 By month:								
301 - January	453	313	620	423	72	44	548	379
302 - February	433	379	554	509	56	53	498	456
303 - March	479	501	616	645	69	63	547	582
304 - April	522	480	692	670	70	82	622	588
305 - May	648	630	866	850	86	82	780	768
306 - June	623	613	805	821	96	77	709	744
307 - July	712	687	985	911	105	87	880	824
308 - August	671	693	979	962	115	99	864	863
309 - September	598	660	819	873	80	77	739	796
310 - October	607	641	782	853	98	116	684	737
311 - November	527	628	709	835	102	91	607	744
312 - December	436	544	568	707	62	88	506	619
4 By day of week:								
41 - Monday through Thursday	3 614	3 696	4 877	4 716	531	496	4 346	4 220
42 - Friday	991	1 100	1 291	1 474	155	147	1 136	1 327
43 - Saturday	1 058	1 054	1 347	1 534	160	162	1 187	1 372
44 - Sunday	1 046	919	1 480	1 335	165	154	1 315	1 181
5 By light condition:								
51 - Daylight	4 333	4 262	5 703	5 513	581	467	5 122	5 046
52 - Twilight (or unknown)	877	980	1 159	1 336	124	137	1 035	1 199
53 - Darkness	1 499	1 527	2 133	2 210	306	355	1 827	1 855
6 By road condition:								
61 - Dry road surface
62 - Other (wet, icy, etc.)

For note see end of table.

Voir note à la fin du tableau.

См. примечания в конце таблицы.

1. Road traffic accidents by location, time of occurrence and road condition

1. Accidents de la circulation routière selon le lieu, l'époque à laquelle ils se sont produits et les conditions de circulation

1. Дорожно-транспортные происшествия, повлекшие за собой раненых или погибших, по типу происшествия

Unit : number - Unité : nombre - Единица: Число

Description Description Описание	Accidents Accidents Происшествия		Persons killed or injured : total Personnes tuées ou blessées : total Погибшие или раненые: всего		Persons killed Personnes tuées Погибшие		Persons injured Personnes blessées Раненые	
	2001	2002	2001	2002	2001	2002	2001	2002

Croatia - Croatie - Хорватия

1	All accidents - Total	15 656	17 071	22 740	24 550	647	627	22 093	23 923
2	By location:								
21	- Motorways	(a)	...	(a)	...	(a)	...	(a)	...
22	- Inside built-up areas	13 204	...	18 466	...	420	...	18 046	...
23	- Outside built-up areas	2 463	...	4 291	...	227	...	4 064	...
3	By month:								
301	- January	1 030	...	1 510	...	52	...	1 458	...
302	- February	858	...	1 220	...	32	...	1 188	...
303	- March	1 093	...	1 522	...	36	...	1 486	...
304	- April	1 315	...	1 917	...	42	...	1 875	...
305	- May	1 440	...	2 072	...	65	...	2 007	...
306	- June	1 497	...	2 228	...	55	...	2 173	...
307	- July	1 660	...	2 552	...	72	...	2 480	...
308	- August	1 662	...	2 454	...	66	...	2 388	...
309	- September	1 321	...	1 986	...	65	...	1 921	...
310	- October	1 352	...	1 863	...	59	...	1 804	...
311	- November	1 228	...	1 746	...	52	...	1 694	...
312	- December	1 200	...	1 670	...	51	...	1 619	...
4	By day of week:								
41	- Monday through Thursday	8 427	...	11 752	...	326	...	11 426	...
42	- Friday	2 559	...	3 607	...	103	...	3 504	...
43	- Saturday	2 431	...	3 664	...	105	...	3 559	...
44	- Sunday	2 239	...	3 717	...	113	...	3 604	...
5	By light condition:								
51	- Daylight	10 420	...	14 761	...	350	...	14 411	...
52	- Twilight (or unknown)	366	...	547	...	21	...	526	...
53	- Darkness	4 870	...	7 432	...	276	...	7 156	...
6	By road condition:								
61	- Dry road surface	11 093	...	15 844	...	470	...	15 374	...
62	- Other (wet, icy, etc.)	4 563	...	6 896	...	177	...	6 719	...

Cyprus - Chypre - Кипр

1	All accidents - Total	2 393	2 369	3 626	3 620	98	94	3 528	3 526
2	By location:								
21	- Motorways
22	- Inside built-up areas
23	- Outside built-up areas
3	By month:								
301	- January	157	203	230	318	8	9	222	309
302	- February	174	182	283	272	5	3	278	269
303	- March	200	199	287	358	9	6	278	352
304	- April	187	173	285	247	6	6	279	241
305	- May	210	208	320	293	6	11	314	282
306	- June	226	217	342	346	14	10	328	336
307	- July	247	225	382	326	7	11	375	315
308	- August	206	210	319	313	7	6	312	307
309	- September	164	176	241	259	11	7	230	252
310	- October	227	183	329	279	8	8	321	271
311	- November	186	189	283	301	7	9	276	292
312	- December	209	204	325	308	10	8	315	300
4	By day of week:								
41	- Monday through Thursday	1 409	1 328	2 088	1 920	49	50	2 039	1 870
42	- Friday	355	372	524	568	16	13	508	555
43	- Saturday	298	355	468	562	16	16	452	546
44	- Sunday	331	314	546	570	17	15	529	555
5	By light condition:								
51	- Daylight	1 503	1 563	2 228	2 316	49	50	2 179	2 266
52	- Twilight (or unknown)	(b)	(b)	(b)	(b)	(b)	(b)	(b)	(b)
53	- Darkness	890	806	1 398	1 304	49	44	1 349	1 260
6	By road condition:								
61	- Dry road surface
62	- Other (wet, icy, etc.)

For note see end of table.

Voir note à la fin du tableau.

См. примечания в конце таблицы.

1. Road traffic accidents by location, time of occurrence and road condition

1. Accidents de la circulation routière selon le lieu, l'époque à laquelle ils se sont produits et les conditions de circulation

1. Дорожно-транспортные происшествия, повлекшие за собой раненых или погибших, по типу происшествия

Unit : number - Unité : nombre - Единица: Число

Description Description Описание	Accidents Accidents Происшествия		Persons killed or injured : total Personnes tuées ou blessées : total Погибшие или раненые: всего		Persons killed Personnes tuées Погибшие		Persons injured Personnes blessées Раненые	
	2001	2002	2001	2002	2001	2002	2001	2002
	Czech Republic - République tchèque - Чешская Республика							
1 All accidents - Total	26 027	26 586	35 010	35 820	1 334	1 431	33 676	34 389
2 By location:								
21 - Motorways	415	442	632	696	43	53	589	643
22 - Inside built-up areas	16 557	16 901	20 321	21 077	526	571	19 795	20 506
23 - Outside built-up areas	9 055	9 243	14 057	14 047	765	807	13 292	13 240
3 By month:								
301 - January	1 606	1 441	2 171	1 920	86	70	2 085	1 850
302 - February	1 462	1 553	1 999	2 078	75	89	1 924	1 989
303 - March	1 689	1 880	2 269	2 549	100	101	2 169	2 448
304 - April	2 003	1 901	2 705	2 490	78	104	2 627	2 386
305 - May	2 489	2 478	3 247	3 239	115	118	3 132	3 121
306 - June	2 452	2 691	3 331	3 731	111	143	3 220	3 588
307 - July	2 603	2 688	3 558	3 665	143	127	3 415	3 538
308 - August	2 809	2 663	3 851	3 619	132	142	3 719	3 477
309 - September	2 256	2 660	3 058	3 523	125	148	2 933	3 375
310 - October	2 583	2 418	3 364	3 281	131	117	3 233	3 164
311 - November	2 259	2 268	2 969	3 093	136	150	2 833	2 943
312 - December	1 816	1 945	2 488	2 632	102	122	2 386	2 510
4 By day of week:								
41 - Monday through Thursday	14 566	14 807	18 698	19 148	678	705	18 020	18 443
42 - Friday	4 457	4 600	5 942	6 140	222	261	5 720	5 879
43 - Saturday	3 860	3 968	5 716	5 803	231	268	5 485	5 535
44 - Sunday	3 144	3 211	4 654	4 729	203	197	4 451	4 532
5 By light condition:								
51 - Daylight	15 441	16 257	20 274	21 399	624	696	19 650	20 703
52 - Twilight (or unknown)	3 512	3 091	5 054	4 399	202	186	4 852	4 213
53 - Darkness	7 074	7 238	9 682	10 022	508	549	9 174	9 473
6 By road condition:								
61 - Dry road surface	16 649	18 071	21 824	23 954	855	958	20 969	22 996
62 - Other (wet, icy, etc.)	9 378	8 515	13 186	11 866	479	473	12 707	11 393

Denmark - Danemark - Дания

1 All accidents - Total	6 861	7 126	8 896	9 254	431	463	8 465	8 791
2 By location:								
21 - Motorways	288	348	476	586	36	48	440	538
22 - Inside built-up areas	4 041	4 157	4 695	4 806	125	126	4 570	4 680
23 - Outside built-up areas	2 532	2 621	3 725	3 862	270	289	3 455	3 573
3 By month:								
301 - January	549	500	694	657	43	35	651	622
302 - February	450	455	639	577	31	16	608	561
303 - March	508	522	649	715	27	29	622	686
304 - April	472	539	648	692	27	32	621	660
305 - May	630	675	821	896	30	40	791	856
306 - June	561	628	733	789	29	40	704	749
307 - July	610	562	762	781	36	26	726	755
308 - August	656	751	794	938	36	49	758	889
309 - September	632	719	839	901	44	56	795	845
310 - October	615	592	822	740	40	34	782	706
311 - November	651	625	802	825	45	58	757	767
312 - December	527	558	693	743	43	48	650	695
4 By day of week:								
41 - Monday through Thursday	4 061	4 066	5 012	5 094	226	232	4 786	4 862
42 - Friday	1 156	1 289	1 540	1 656	84	75	1 456	1 581
43 - Saturday	915	959	1 284	1 341	72	75	1 212	1 266
44 - Sunday	729	812	1 060	1 163	49	81	1 011	1 082
5 By light condition:								
51 - Daylight	4 534	4 811	5 807	6 172	233	268	5 574	5 904
52 - Twilight (or unknown)	305	285	385	352	16	20	369	332
53 - Darkness	2 022	2 030	2 704	2 730	182	175	2 522	2 555
6 By road condition:								
61 - Dry road surface	4 415	4 980	5 614	6 373	247	304	5 367	6 069
62 - Other (wet, icy, etc.)	2 446	2 146	3 282	2 881	184	159	3 098	2 722

For note see end of table.

Voir note à la fin du tableau.

См. примечания в конце таблицы.

1. Road traffic accidents by location, time of occurrence and road condition

1. Accidents de la circulation routière selon le lieu, l'époque à laquelle ils se sont produits et les conditions de circulation

1. Дорожно-транспортные происшествия, повлекшие за собой раненых или погибших, по типу происшествия

Unit : number - Unité : nombre - Единица: Число

Description Description Описание	Accidents Accidents Происшествия		Persons killed or injured : total Personnes tuées ou blessées : total Погибшие или раненые: всего		Persons killed Personnes tuées Погибшие		Persons injured Personnes blessées Раненые	
	2001	2002	2001	2002	2001	2002	2001	2002

Estonia - Estonie - Эстония

1	All accidents - Total	1 888	2 164	2 642	3 091	199	223	2 443	2 868
2	By location:								
21	- Motorways	-	-	-	-	-	-	-	-
22	- Inside built-up areas	1 068	1 271	1 286	1 577	62	64	1 224	1 513
23	- Outside built-up areas	820	893	1 356	1 514	137	159	1 219	1 355
3	By month:								
301	- January	85	147	111	212	9	14	102	198
302	- February	99	134	141	181	10	14	131	167
303	- March	95	143	122	209	10	12	112	197
304	- April	123	161	173	226	14	10	159	216
305	- May	153	216	212	290	20	16	192	274
306	- June	199	239	283	350	15	32	268	318
307	- July	210	211	294	325	21	25	273	300
308	- August	226	226	323	346	19	23	304	323
309	- September	163	206	229	295	23	21	206	274
310	- October	161	171	210	227	15	20	195	207
311	- November	188	163	266	219	22	17	244	202
312	- December	186	147	278	211	21	19	257	192
4	By day of week:								
41	- Monday through Thursday	959	1 083	1 236	1 424	99	101	1 137	1 323
42	- Friday	326	369	435	524	25	37	410	487
43	- Saturday	352	392	577	604	41	42	536	562
44	- Sunday	251	320	394	539	34	43	360	496
5	By light condition:								
51	- Daylight	1 241	1 420	1 704	1 999	112	111	1 592	1 888
52	- Twilight (or unknown)	(b)	(b)	(b)	(b)	(b)	(b)	(b)	(b)
53	- Darkness	647	744	938	1 092	87	112	851	980
6	By road condition:								
61	- Dry road surface	1 100	1 419	1 485	2 034	109	149	1 376	1 885
62	- Other (wet, icy, etc.)	788	745	1 157	1 057	90	74	1 067	983

Finland - Finlande - Финляндия

1	All accidents - Total	6 451	6 196	8 844	8 571	433	415	8 411	8 156
2	By location:								
21	- Motorways	176	179	280	272	19	19	261	253
22	- Inside built-up areas	3 460	3 290	4 318	4 141	113	105	4 205	4 036
23	- Outside built-up areas	2 815	2 727	4 246	4 158	301	291	3 945	3 867
3	By month:								
301	- January	472	472	650	707	36	36	614	671
302	- February	340	386	505	591	29	30	476	561
303	- March	392	379	544	543	29	25	515	518
304	- April	410	422	562	564	30	26	532	538
305	- May	546	584	718	749	30	31	688	718
306	- June	666	605	947	825	45	43	902	782
307	- July	705	663	958	883	58	37	900	846
308	- August	701	737	936	1 018	34	59	902	959
309	- September	639	596	883	778	25	35	858	743
310	- October	578	458	759	637	43	26	716	611
311	- November	532	487	739	685	41	36	698	649
312	- December	470	407	643	591	33	31	610	560
4	By day of week:								
41	- Monday through Thursday	3 721	3 557	4 869	4 735	255	242	4 614	4 493
42	- Friday	1 071	1 000	1 430	1 424	68	70	1 362	1 354
43	- Saturday	887	937	1 311	1 375	58	52	1 253	1 323
44	- Sunday	772	702	1 234	1 037	52	51	1 182	986
5	By light condition:								
51	- Daylight	4 337	4 284	5 817	5 779	244	252	5 573	5 527
52	- Twilight (or unknown)	513	495	720	686	43	35	677	651
53	- Darkness	1 601	1 417	2 307	2 106	146	128	2 161	1 978
6	By road condition:								
61	- Dry road surface	3 417	3 696	4 593	4 976	207	231	4 386	4 745
62	- Other (wet, icy, etc.)	3 034	2 500	4 251	3 595	226	184	4 025	3 411

For note see end of table.

Voir note à la fin du tableau.

См. примечания в конце таблицы.

1. Road traffic accidents by location, time of occurrence and road condition

1. Accidents de la circulation routière selon le lieu, l'époque à laquelle ils se sont produits et les conditions de circulation

1. Дорожно-транспортные происшествия, повлекшие за собой раненых или погибших, по типу происшествия

Unit : number - Unité : nombre - Единица: Число

Description Description Описание	Accidents Accidents Происшествия		Persons killed or injured : total Personnes tuées ou blessées : total Погибшие или раненые: всего		Persons killed Personnes tuées Погибшие		Persons injured Personnes blessées Раненые	
	2001	2002	2001	2002	2001	2002	2001	2002

France - France - Франция

1	All accidents - Total	116 745	105 470	161 665	145 081	7 720	7 242	153 945	137 839
2	By location:								
21	- Motorways	7 733	7 596	11 653	...	505	...	11 148	...
22	- Inside built-up areas	77 136	68 683	97 826	86 662	2 153	1 945	95 673	84 717
23	- Outside built-up areas	31 876	29 191	52 186	...	5 062	...	47 124	...
3	By month:								
301	- January	9 569	8 600	13 145	...	596	...	12 549	...
302	- February	8 435	7 804	11 761	...	518	...	11 243	...
303	- March	10 065	9 065	13 937	...	596	...	13 341	...
304	- April	9 269	8 831	13 119	...	580	...	12 539	...
305	- May	9 601	9 219	12 951	...	553	...	12 398	...
306	- June	10 611	9 571	14 614	...	704	...	13 910	...
307	- July	10 097	9 141	14 392	...	753	...	13 639	...
308	- August	8 986	8 067	13 070	...	644	...	12 426	...
309	- September	10 033	9 077	13 912	...	677	...	13 235	...
310	- October	11 036	9 507	14 687	...	698	...	13 989	...
311	- November	9 857	8 771	13 304	...	645	...	12 659	...
312	- December	9 186	7 817	12 773	...	756	...	12 017	...
4	By day of week:								
41	- Monday through Thursday	68 103	61 006	90 276	80 768	3 950	3 771	86 326	76 997
42	- Friday	18 684	17 553	25 126	23 407	1 245	1 143	23 881	22 264
43	- Saturday	16 454	14 953	24 664	22 092	1 254	1 179	23 410	20 913
44	- Sunday	13 504	11 958	21 599	18 814	1 271	1 149	20 328	17 665
5	By light condition:								
51	- Daylight	78 472	...	105 653	...	4 162	...	101 491	...
52	- Twilight (or unknown)	6 610	...	9 188	...	495	...	8 693	...
53	- Darkness	31 663	...	46 824	...	3 063	...	43 761	...
6	By road condition:								
61	- Dry road surface	91 260	...	124 503	...	5 850	...	118 653	...
62	- Other (wet, icy, etc.)	25 485	...	37 162	...	1 870	...	35 292	...

Georgia - Géorgie - Грузия

1	All accidents - Total	1 940	2 011	2 934	3 024	558	515	2 376	2 509
2	By location:								
21	- Motorways	-	334	-	614	-	169	-	445
22	- Inside built-up areas	1 629	1 677	2 347	2 410	387	346	1 960	2 064
23	- Outside built-up areas	311	599	587	881	171	204	416	677
3	By month:								
301	- January	166	195	242	275	50	43	192	232
302	- February	132	116	187	183	27	32	160	151
303	- March	153	159	236	220	49	37	187	183
304	- April	147	176	202	332	32	50	170	282
305	- May	143	138	228	194	37	20	191	174
306	- June	107	148	140	242	28	57	112	185
307	- July	190	161	337	265	66	45	271	220
308	- August	150	151	229	217	34	41	195	176
309	- September	157	198	259	282	49	43	210	239
310	- October	196	230	298	342	61	48	237	294
311	- November	201	175	309	260	64	52	245	208
312	- December	198	164	267	212	61	47	206	165
4	By day of week:								
41	- Monday through Thursday	1 084	1 160	1 652	1 689	301	289	1 351	1 400
42	- Friday	274	280	398	410	75	70	323	340
43	- Saturday	260	270	383	398	80	75	308	323
44	- Sunday	322	301	501	518	102	72	394	446
5	By light condition:								
51	- Daylight	759	839	1 116	1 088	167	160	949	928
52	- Twilight (or unknown)	(b)	(b)	(b)	(b)	(b)	(b)	(b)	(b)
53	- Darkness	1 181	1 172	1 818	1 936	391	355	1 427	1 581
6	By road condition:								
61	- Dry road surface
62	- Other (wet, icy, etc.)

For note see end of table.

Voir note à la fin du tableau.

См. примечания в конце таблицы.

1. Road traffic accidents by location, time of occurrence and road condition

1. Accidents de la circulation routière selon le lieu, l'époque à laquelle ils se sont produits et les conditions de circulation

1. Дорожно-транспортные происшествия, повлекшие за собой раненых или погибших, по типу происшествия

Unit : number - Unité : nombre - Единица: Число

Description Description Описание	Accidents Accidents Происшествия		Persons killed or injured : total Personnes tuées ou blessées : total Погибшие или раненые: всего		Persons killed Personnes tuées Погибшие		Persons injured Personnes blessées Раненые	
	2001	2002	2001	2002	2001	2002	2001	2002

Germany - Allemagne - Германия

1	All accidents - Total	375 345	362 054	501 752	483 255	6 977	6 842	494 775	476 413
2	By location:								
21	- Motorways	25 990	24 625	41 839	39 482	770	857	41 069	38 625
22	- Inside built-up areas	239 883	233 865	296 492	289 784	1 726	1 684	294 766	288 100
23	- Outside built-up areas	109 472	103 564	163 421	153 989	4 481	4 301	158 940	149 688
3	By month:								
301	- January	26 308	22 814	35 234	30 754	522	470	34 712	30 284
302	- February	22 398	24 854	30 182	33 767	433	484	29 749	33 283
303	- March	27 276	26 918	36 805	36 279	475	532	36 330	35 747
304	- April	27 546	29 264	37 447	39 239	516	531	36 931	38 708
305	- May	37 193	33 612	48 413	44 497	655	651	47 758	43 846
306	- June	35 009	35 741	46 572	46 792	585	669	45 987	46 123
307	- July	36 860	33 788	49 109	45 004	719	652	48 390	44 352
308	- August	36 105	34 028	47 798	45 119	704	580	47 094	44 539
309	- September	33 098	35 054	44 515	46 224	621	657	43 894	45 567
310	- October	34 376	32 140	45 754	43 286	637	597	45 117	42 689
311	- November	32 358	30 079	43 046	40 064	605	547	42 441	39 517
312	- December	26 818	23 762	36 877	32 230	505	472	36 372	31 758
4	By day of week:								
41	- Monday through Thursday	225 709	216 897	291 622	280 321	3 729	3 656	287 893	276 665
42	- Friday	63 087	60 981	83 394	80 803	1 084	1 031	82 310	79 772
43	- Saturday	48 360	47 217	69 796	67 781	1 091	1 102	68 705	66 679
44	- Sunday	38 189	36 959	56 940	54 350	1 073	1 053	58 130	53 297
5	By light condition:								
51	- Daylight	269 232	261 905	355 386	344 496	4 045	3 958	351 341	340 538
52	- Twilight (or unknown)	19 408	19 051	25 654	25 437	394	400	25 260	25 037
53	- Darkness	86 705	81 098	120 712	113 322	2 538	2 484	118 174	110 838
6	By road condition:								
61	- Dry road surface	241 625	244 276	317 201	320 605	4 420	4 547	312 781	316 058
62	- Other (wet, icy, etc.)	133 720	117 778	184 551	162 650	2 557	2 295	181 994	160 355

Greece - Grèce - Греция

1	All accidents - Total	19 671	16 852	27 776	...	1 880	1 654	25 881	...
2	By location:								
21	- Motorways
22	- Inside built-up areas
23	- Outside built-up areas
3	By month:								
301	- January	1 489	1 121	2 037	...	139	...	1 898	...
302	- February	1 496	1 280	2 086	...	164	...	1 922	...
303	- March	1 768	1 451	2 332	...	132	...	2 200	...
304	- April	1 559	1 331	2 214	...	166	...	2 048	...
305	- May	1 753	1 502	2 384	...	139	...	2 245	...
306	- June	1 786	1 639	2 513	...	157	...	2 356	...
307	- July	1 900	1 668	2 822	...	179	...	2 643	...
308	- August	1 738	1 445	2 737	...	209	...	2 528	...
309	- September	1 734	1 401	2 392	...	189	...	2 203	...
310	- October	1 750	1 491	2 419	...	166	...	2 253	...
311	- November	1 431	1 329	1 961	...	142	...	1 819	...
312	- December	1 267	1 194	1 879	...	113	...	1 766	...
4	By day of week:								
41	- Monday through Thursday	11 107
42	- Friday	3 061
43	- Saturday	2 770
44	- Sunday	2 733
5	By light condition:								
51	- Daylight
52	- Twilight (or unknown)
53	- Darkness
6	By road condition:								
61	- Dry road surface
62	- Other (wet, icy, etc.)

For note see end of table.

Voir note à la fin du tableau.

См. примечания в конце таблицы.

1. Road traffic accidents by location, time of occurrence and road condition

1. Accidents de la circulation routière selon le lieu, l'époque à laquelle ils se sont produits et les conditions de circulation

1. Дорожно-транспортные происшествия, повлекшие за собой раненых или погибших, по типу происшествия

Unit : number - Unité : nombre - Единица: Число

Description Description Описание	Accidents Accidents Происшествия		Persons killed or injured : total Personnes tuées ou blessées : total Погибшие или раненые: всего		Persons killed Personnes tuées Погибшие		Persons injured Personnes blessées Раненые	
	2001	2002	2001	2002	2001	2002	2001	2002

Hungary - Hongrie - Венгрия

1	All accidents - Total	18 505	19 686	25 388	27 407	1 239	1 429	24 149	25 978
2	By location:								
21	- Motorways	280	356	462	638	35	53	427	585
22	- Inside built-up areas	12 853	13 606	15 995	17 151	544	523	15 451	16 628
23	- Outside built-up areas	5 372	5 724	8 931	9 618	660	853	8 271	8 765
3	By month:								
301	- January	1 161	1 363	1 623	1 910	91	99	1 532	1 811
302	- February	1 022	1 171	1 389	1 590	69	87	1 320	1 503
303	- March	1 345	1 428	1 767	1 946	77	100	1 690	1 846
304	- April	1 398	1 421	1 958	1 938	72	96	1 886	1 842
305	- May	1 718	1 787	2 287	2 417	106	94	2 181	2 323
306	- June	1 623	1 798	2 207	2 504	105	113	2 102	2 391
307	- July	1 758	1 816	2 537	2 664	116	155	2 421	2 509
308	- August	1 789	1 855	2 493	2 660	104	122	2 389	2 538
309	- September	1 718	1 798	2 361	2 384	130	114	2 231	2 270
310	- October	1 866	1 843	2 483	2 612	145	173	2 338	2 439
311	- November	1 706	1 757	2 371	2 408	129	136	2 242	2 272
312	- December	1 401	1 649	1 912	2 374	95	140	1 817	2 234
4	By day of week:								
41	- Monday through Thursday	10 323	10 865	13 712	14 559	665	774	13 047	13 785
42	- Friday	3 034	3 329	3 975	4 546	202	223	3 773	4 323
43	- Saturday	2 894	3 097	4 200	4 598	191	245	4 009	4 353
44	- Sunday	2 254	2 395	3 501	3 704	181	187	3 320	3 517
5	By light condition:								
51	- Daylight	11 971	12 717	16 004	17 171	578	673	15 426	16 498
52	- Twilight (or unknown)	1 076	1 263	1 643	1 884	85	107	1 558	1 777
53	- Darkness	5 458	5 706	7 741	8 352	576	649	7 165	7 703
6	By road condition:								
61	- Dry road surface	13 728	14 390	18 399	19 681	931	1 014	17 468	18 667
62	- Other (wet, icy, etc.)	4 777	5 296	6 989	7 726	308	415	6 681	7 311

Iceland - Islande - Исландия

1	All accidents - Total	863	...	1 302	...	24	...	1 278	...
2	By location:								
21	- Motorways	-	...	-	...	-	...	-	...
22	- Inside built-up areas	603	...	855	...	7	...	848	...
23	- Outside built-up areas	260	...	447	...	17	...	430	...
3	By month:								
301	- January	67	...	93	...	1	...	92	...
302	- February	64	...	87	...	1	...	86	...
303	- March	51	...	77	...	3	...	74	...
304	- April	57	...	97	...	1	...	96	...
305	- May	71	...	97	...	1	...	96	...
306	- June	75	...	130	...	2	...	128	...
307	- July	70	...	118	...	1	...	117	...
308	- August	87	...	120	...	4	...	116	...
309	- September	74	...	113	...	3	...	110	...
310	- October	60	...	77	...	5	...	72	...
311	- November	108	...	161	...	-	...	161	...
312	- December	79	...	132	...	2	...	130	...
4	By day of week:								
41	- Monday through Thursday	481	...	697	...	8	...	689	...
42	- Friday	145	...	222	...	3	...	219	...
43	- Saturday	132	...	220	...	7	...	213	...
44	- Sunday	105	...	163	...	6	...	157	...
5	By light condition:								
51	- Daylight	553	...	834	...	17	...	817	...
52	- Twilight (or unknown)	90	...	134	...	3	...	131	...
53	- Darkness	220	...	334	...	4	...	330	...
6	By road condition:								
61	- Dry road surface	452	...	671	...	16	...	655	...
62	- Other (wet, icy, etc.)	411	...	631	...	8	...	623	...

For note see end of table.

Voir note à la fin du tableau.

См. примечания в конце таблицы.

1. Road traffic accidents by location, time of occurrence and road condition

1. Accidents de la circulation routière selon le lieu, l'époque à laquelle ils se sont produits et les conditions de circulation

1. Дорожно-транспортные происшествия, повлекшие за собой раненых или погибших, по типу происшествия

Unit : number - Unité : nombre - Единица: Число

Description Description Описание	Accidents Accidents Происшествия		Persons killed or injured : total Personnes tuées ou blessées : total Погибшие или раненые: всего		Persons killed Personnes tuées Погибшие		Persons injured Personnes blessées Раненые	
	2001	2002	2001	2002	2001	2002	2001	2002

Ireland - Irlande - Ирландия

1	All accidents - Total	6 909	6 625	10 633	9 582	411	376	10 222	9 206
2	By location:								
21	- Motorways	39	39	...	54	...	5	...	49
22	- Inside built-up areas	3 829	3 567	...	4 603	...	103	...	4 500
23	- Outside built-up areas	3 041	3 019	...	4 925	...	268	...	4 657
3	By month:								
301	- January	636	536	915	766	30	35	885	731
302	- February	517	543	805	745	38	33	767	712
303	- March	566	529	879	813	31	34	848	779
304	- April	514	540	800	773	22	32	778	741
305	- May	650	511	1 095	715	40	20	1 055	695
306	- June	601	526	951	747	24	34	927	713
307	- July	584	586	921	883	41	42	880	841
308	- August	561	612	886	924	34	35	852	889
309	- September	526	560	869	809	42	36	827	773
310	- October	674	639	1 010	954	32	31	978	923
311	- November	550	548	777	759	40	23	737	736
312	- December	530	495	725	694	37	21	688	673
4	By day of week:								
41	- Monday through Thursday	3 779	3 593	5 510	4 993	193	190	5 317	4 803
42	- Friday	1 135	1 048	1 748	1 436	57	54	1 691	1 382
43	- Saturday	1 038	959	1 738	1 457	72	48	1 666	1 409
44	- Sunday	957	1 025	1 637	1 696	89	84	1 548	1 612
5	By light condition:								
51	- Daylight	4 399	4 126	6 749	5 841	200	173	6 549	5 668
52	- Twilight (or unknown)	148	152	195	187	11	10	184	177
53	- Darkness	2 362	2 347	3 689	3 554	200	193	3 489	3 361
6	By road condition:								
61	- Dry road surface	4 254	3 694	...	5 191	...	204	...	4 987
62	- Other (wet, icy, etc.)	2 655	2 931	...	4 391	...	172	...	4 219

Israel - Israël - Израиль

1	All accidents - Total	18 140	18 490	37 589	38 204	542	525	37 047	37 679
2	By location:								
21	- Motorways	(a)	(a)	(a)	(a)	(a)	(a)	(a)	(a)
22	- Inside built-up areas	13 330	13 553	24 367	24 555	192	207	24 175	24 348
23	- Outside built-up areas	4 780	4 937	13 222	13 649	350	318	12 872	13 331
3	By month:								
301	- January	1 503	1 671	3 082	3 295	36	38	3 046	3 257
302	- February	1 348	1 536	2 830	3 214	39	33	2 791	3 181
303	- March	1 584	1 575	3 332	3 239	41	40	3 291	3 199
304	- April	1 516	1 455	3 402	3 017	37	43	3 365	2 974
305	- May	1 555	1 657	3 214	3 427	28	45	3 186	3 382
306	- June	1 575	1 613	3 241	3 285	57	58	3 184	3 227
307	- July	1 601	1 621	3 260	3 472	47	45	3 213	3 427
308	- August	1 565	1 504	3 258	3 339	50	64	3 208	3 275
309	- September	1 382	1 465	2 872	2 971	40	35	2 832	2 936
310	- October	1 508	1 393	3 079	2 768	58	37	3 021	2 731
311	- November	1 502	1 460	3 009	3 014	49	41	2 960	2 973
312	- December	1 501	1 540	3 010	3 163	60	46	2 950	3 117
4	By day of week:								
41	- Monday through Thursday	10 137	10 509	19 766	20 586	292	303	19 474	20 283
42	- Friday	2 823	2 880	6 229	6 294	94	73	6 135	6 221
43	- Saturday	2 352	2 317	5 958	5 827	83	80	5 875	5 747
44	- Sunday	2 828	2 784	5 636	5 497	73	69	5 563	5 428
5	By light condition:								
51	- Daylight	11 531	11 825	22 700	23 112	292	293	22 408	22 819
52	- Twilight (or unknown)	(b)	(b)	(b)	(b)	(b)	(b)	(b)	(b)
53	- Darkness	6 609	6 665	14 889	15 092	250	232	14 639	14 860
6	By road condition:								
61	- Dry road surface	16 225	16 386	33 720	33 946	471	457	33 249	33 489
62	- Other (wet, icy, etc.)	1 915	2 104	3 869	4 258	71	68	3 798	4 190

For note see end of table.

Voir note à la fin du tableau.

См. примечания в конце таблицы.

1. Road traffic accidents by location, time of occurrence and road condition

1. Accidents de la circulation routière selon le lieu, l'époque à laquelle ils se sont produits et les conditions de circulation

1. Дорожно-транспортные происшествия, повлекшие за собой раненых или погибших, по типу происшествия

Unit : number - Unité : nombre - Единица : Число

Description Description Описание	Accidents Accidents Происшествия		Persons killed or injured : total Personnes tuées ou blessées : total Погибшие или раненые: всего		Persons killed Personnes tuées Погибшие		Persons injured Personnes blessées Раненые	
	2001	2002	2001	2002	2001	2002	2001	2002
	Italy - Italie - Италия							
1 All accidents - Total	235 142	237 812	341 361	344 614	6 682	6 736	334 679	337 878
2 By location:								
21 - Motorways	13 696	14 761	24 953	26 141	730	758	24 223	25 383
22 - Inside built-up areas	179 817	175 000	246 509	239 243	3 096	2 901	243 413	236 342
23 - Outside built-up areas	41 629	48 051	69 899	79 230	2 856	3 077	67 043	76 153
3 By month:								
301 - January	17 408	18 000	25 640	26 029	496	488	25 144	25 541
302 - February	16 138	15 990	23 225	22 789	448	414	22 777	22 375
303 - March	18 820	19 136	27 508	27 414	528	538	26 980	26 876
304 - April	19 026	18 438	28 101	27 095	498	476	27 603	26 619
305 - May	21 464	21 134	30 808	30 378	548	565	30 260	29 813
306 - June	22 522	21 582	32 194	30 812	593	599	31 601	30 213
307 - July	22 645	23 235	32 782	33 488	680	724	32 102	32 764
308 - August	17 873	17 872	27 134	27 725	647	596	26 487	27 129
309 - September	19 753	20 263	28 643	28 925	594	548	28 049	28 377
310 - October	20 905	21 494	29 405	30 190	554	566	28 851	29 624
311 - November	20 341	20 672	29 148	29 974	524	557	28 624	29 417
312 - December	18 247	19 996	26 773	29 795	572	665	26 201	29 130
4 By day of week:								
41 - Monday through Thursday	134 975	137 313	186 620	189 952	3 397	3 442	183 223	186 510
42 - Friday	36 298	36 691	50 511	51 254	957	935	49 554	50 319
43 - Saturday	34 939	35 294	53 970	54 256	1 175	1 158	52 795	53 098
44 - Sunday	28 930	28 514	50 260	49 152	1 153	1 201	49 107	47 951
5 By light condition:								
51 - Daylight
52 - Twilight (or unknown)
53 - Darkness
6 By road condition:								
61 - Dry road surface
62 - Other (wet, icy, etc.)

Kazakhstan - Kazakhstan - Казахстан

1 All accidents - Total	12 163	12 967	16 576	18 039	2 219	2 410	14 357	15 629
2 By location:								
21 - Motorways	(a)	(a)	(a)	(a)	(a)	(a)	(a)	(a)
22 - Inside built-up areas	9 208	9 640	11 344	12 030	1 055	1 111	10 289	10 919
23 - Outside built-up areas	2 559	2 905	4 505	5 217	959	1 141	3 546	4 076
3 By month:								
301 - January	...	711	...	942	...	105	...	837
302 - February	...	683	...	925	...	109	...	816
303 - March	...	712	...	934	...	127	...	807
304 - April	...	902	...	1 178	...	145	...	1 033
305 - May	...	1 103	...	1 527	...	170	...	1 357
306 - June	...	1 036	...	1 451	...	183	...	1 268
307 - July	...	1 281	...	1 906	...	245	...	1 661
308 - August	...	1 296	...	1 952	...	276	...	1 676
309 - September	...	1 348	...	1 872	...	277	...	1 595
310 - October	...	1 531	...	2 029	...	269	...	1 760
311 - November	...	1 347	...	1 851	...	290	...	1 561
312 - December	...	1 017	...	1 472	...	214	...	1 258
4 By day of week:								
41 - Monday through Thursday	6 901	7 260	9 171	9 863	1 206	1 275	7 965	8 588
42 - Friday	1 754	1 836	2 333	2 518	298	328	2 035	2 190
43 - Saturday	1 764	2 054	2 556	2 920	361	406	2 195	2 514
44 - Sunday	1 669	1 795	2 527	2 733	365	420	2 162	2 313
5 By light condition:								
51 - Daylight	...	7 358	9 902	10 066	1 125	1 184	8 777	8 882
52 - Twilight (or unknown)	...	2 514	2 983	3 451	396	422	2 587	3 029
53 - Darkness	...	3 085	3 691	4 522	698	804	2 993	3 718
6 By road condition:								
61 - Dry road surface	9 403	9 637	12 825	13 388	1 772	1 851	11 053	11 537
62 - Other (wet, icy, etc.)	2 760	3 320	3 751	4 657	447	559	3 304	4 098

For note see end of table.

Voir note à la fin du tableau.

См. примечания в конце таблицы.

1. Road traffic accidents by location, time of occurrence and road condition

1. Accidents de la circulation routière selon le lieu, l'époque à laquelle ils se sont produits et les conditions de circulation

1. Дорожно-транспортные происшествия, повлекшие за собой раненых или погибших, по типу происшествия

Unit : number - Unité : nombre - Единица: Число

Description Description Описание	Accidents Accidents Происшествия		Persons killed or injured : total Personnes tuées ou blessées : total Погибшие или раненые: всего		Persons killed Personnes tuées Погибшие		Persons injured Personnes blessées Раненые	
	2001	2002	2001	2002	2001	2002	2001	2002

Kyrgyzstan - Kirghizistan - Кыргызстан

1	All accidents - Total	3 122	2 966	4 511	4 286	703	725	3 808	3 561
2	By location:								
21	- Motorways	(a)	(a)	(a)	(a)	(a)	(a)	(a)	(a)
22	- Inside built-up areas	1 909	1 681	2 456	2 126	256	253	2 200	1 873
23	- Outside built-up areas	1 213	1 285	2 055	2 160	447	472	1 608	1 688
3	By month:								
301	- January	154	176	206	246	46	37	160	209
302	- February	198	153	262	207	30	36	232	171
303	- March	187	229	244	304	31	58	213	246
304	- April	260	215	366	304	49	31	317	273
305	- May	263	255	450	348	87	50	363	298
306	- June	256	220	376	326	55	49	321	277
307	- July	294	261	478	386	67	62	411	324
308	- August	317	317	465	490	65	91	400	399
309	- September	310	273	442	389	63	66	379	323
310	- October	331	332	448	482	94	107	354	375
311	- November	290	311	391	454	70	77	321	377
312	- December	262	239	383	350	46	61	337	289
4	By day of week:								
41	- Monday through Thursday	1 698	1 613	2 422	2 340	366	396	2 056	1 944
42	- Friday	496	418	673	563	109	89	564	474
43	- Saturday	497	461	769	660	132	115	637	545
44	- Sunday	431	474	647	723	96	125	551	598
5	By light condition:								
51	- Daylight	1 575	1 407	2 160	1 925	236	241	1 924	1 684
52	- Twilight (or unknown)	(b)	(b)	(b)	(b)	(b)	(b)	(b)	(b)
53	- Darkness	1 547	1 559	2 351	2 361	467	484	1 884	1 877
6	By road condition:								
61	- Dry road surface	3 058	2 922	4 402	4 202	681	711	3 721	3 491
62	- Other (wet, icy, etc.)	64	44	109	84	22	14	87	70

Latvia - Lettonie - Латвия

1	All accidents - Total	4 766	5 083	6 369	6 818	517	518	5 852	6 300
2	By location:								
21	- Motorways	-	-	-	-	-	-	-	-
22	- Inside built-up areas	3 269	3 306	3 932	4 015	172	167	3 760	3 848
23	- Outside built-up areas	1 497	1 777	2 437	2 803	345	351	2 092	2 452
3	By month:								
301	- January	271	291	352	390	35	31	317	359
302	- February	293	285	389	375	31	47	358	328
303	- March	309	294	415	377	41	33	374	344
304	- April	286	293	376	390	25	34	351	356
305	- May	417	453	548	599	27	39	521	560
306	- June	455	519	604	730	28	39	576	691
307	- July	454	509	615	695	43	40	572	655
308	- August	503	572	677	808	40	58	637	750
309	- September	486	495	653	692	51	51	602	641
310	- October	493	481	633	618	64	55	569	563
311	- November	462	441	638	554	78	39	560	515
312	- December	337	450	469	590	54	52	415	538
4	By day of week:								
41	- Monday through Thursday	2 530	2 618	3 498	3 367	248	252	3 250	3 115
42	- Friday	813	883	1 041	1 118	82	77	959	1 041
43	- Saturday	786	867	1 127	1 256	107	97	1 020	1 159
44	- Sunday	637	715	703	1 077	80	92	623	985
5	By light condition:								
51	- Daylight	2 755	2 927	3 663	3 948	231	233	3 432	3 715
52	- Twilight (or unknown)	423	512	558	670	47	58	511	612
53	- Darkness	1 588	1 644	2 148	2 200	239	227	1 909	1 973
6	By road condition:								
61	- Dry road surface	2 662	2 948	3 474	3 982	260	296	3 214	3 686
62	- Other (wet, icy, etc.)	2 104	2 135	2 895	2 836	257	222	2 638	2 614

For note see end of table.

Voir note à la fin du tableau.

См. примечания в конце таблицы.

1. Road traffic accidents by location, time of occurrence and road condition

1. Accidents de la circulation routière selon le lieu, l'époque à laquelle ils se sont produits et les conditions de circulation

1. Дорожно-транспортные происшествия, повлекшие за собой раненых или погибших, по типу происшествия

Unit : number - Unité : nombre - Единица: Число

Description Description Описание	Accidents Accidents Происшествия		Persons killed or injured : total Personnes tuées ou blessées : total Погибшие или раненые: всего		Persons killed Personnes tuées Погибшие		Persons injured Personnes blessées Раненые	
	2001	2002	2001	2002	2001	2002	2001	2002

Lithuania - Lituanie - Литва

1	All accidents - Total	5 972	6 091	7 809	8 125	706	697	7 103	7 428
2	By location:								
21	- Motorways	78	104	120	189	21	25	99	164
22	- Inside built-up areas	4 357	4 226	5 388	5 268	372	312	5 016	4 956
23	- Outside built-up areas	1 537	1 761	2 301	2 668	313	360	1 988	2 308
3	By month:								
301	- January	378	344	480	423	47	33	433	390
302	- February	348	390	451	522	43	44	408	478
303	- March	344	354	440	458	47	51	393	407
304	- April	388	409	516	551	31	44	485	507
305	- May	560	621	750	843	55	59	695	784
306	- June	540	604	745	808	55	66	690	742
307	- July	632	609	887	872	64	55	823	817
308	- August	612	638	803	881	79	62	724	819
309	- September	537	624	703	870	86	73	617	797
310	- October	585	546	727	709	64	74	663	635
311	- November	582	448	725	546	73	70	652	476
312	- December	466	504	582	642	62	66	520	576
4	By day of week:								
41	- Monday through Thursday	3 297	3 286	4 172	4 165	375	321	3 797	3 844
42	- Friday	955	993	1 203	1 284	95	137	1 108	1 147
43	- Saturday	930	968	1 319	1 407	119	121	1 200	1 286
44	- Sunday	790	844	1 115	1 269	117	118	998	1 151
5	By light condition:								
51	- Daylight	3 574	3 762	4 624	4 981	310	305	4 314	4 676
52	- Twilight (or unknown)	603	538	817	773	99	103	718	670
53	- Darkness	1 795	1 791	2 368	2 371	297	289	2 071	2 082
6	By road condition:								
61	- Dry road surface	3 785	4 056	4 987	5 470	463	460	4 524	5 010
62	- Other (wet, icy, etc.)	2 187	2 035	2 822	2 655	243	237	2 579	2 418

Luxembourg - Luxembourg - Люксембург

1	All accidents - Total	774	771	1 246	1 162	70	62	1 176	1 100
2	By location:								
21	- Motorways	71	87	137	164	7	12	130	152
22	- Inside built-up areas	315	366	457	521	17	20	440	501
23	- Outside built-up areas	388	366	652	477	46	30	606	447
3	By month:								
301	- January	64	40	88	54	6	2	82	52
302	- February	54	53	81	76	8	6	73	70
303	- March	54	64	87	96	6	1	81	95
304	- April	54	68	73	103	5	3	68	100
305	- May	72	68	108	88	2	3	106	85
306	- June	75	85	127	134	7	7	120	127
307	- July	98	71	153	105	8	6	145	99
308	- August	58	56	103	88	7	7	96	81
309	- September	57	73	103	118	3	6	100	112
310	- October	68	73	112	113	5	7	107	106
311	- November	58	62	87	101	2	9	85	92
312	- December	62	58	124	86	11	5	113	81
4	By day of week:								
41	- Monday through Thursday	411	425	620	621	35	30	585	591
42	- Friday	132	112	210	159	10	11	200	148
43	- Saturday	123	126	222	202	16	16	206	186
44	- Sunday	108	108	194	180	9	5	185	175
5	By light condition:								
51	- Daylight	393	450	643	673	36	31	607	642
52	- Twilight (or unknown)	127	50	199	74	8	2	191	72
53	- Darkness	254	271	404	415	26	29	378	386
6	By road condition:								
61	- Dry road surface	443	490	695	722	39	29	656	693
62	- Other (wet, icy, etc.)	331	281	551	440	31	33	520	407

For note see end of table.

Voir note à la fin du tableau.

См. примечания в конце таблицы.

1. Road traffic accidents by location, time of occurrence and road condition

1. Accidents de la circulation routière selon le lieu, l'époque à laquelle ils se sont produits et les conditions de circulation

1. Дорожно-транспортные происшествия, повлекшие за собой раненых или погибших, по типу происшествия

Unit : number - Unité : nombre - Единица: Число

Description Description Описание	Accidents Accidents Происшествия		Persons killed or injured : total Personnes tuées ou blessées : total Погибшие или раненые: всего		Persons killed Personnes tuées Погибшие		Persons injured Personnes blessées Раненые	
	2001	2002	2001	2002	2001	2002	2001	2002

Malta - Malte - Мальта

1	All accidents - Total	13 372	14 062	1 231	1 312	16	16	1 215	1 296
2	By location:								
21	- Motorways	-	-	-	-	-	-
22	- Inside built-up areas
23	- Outside built-up areas
3	By month:								
301	- January	1 010	1 128	78	82	1	-	77	82
302	- February	928	996	94	99	-	-	94	99
303	- March	1 115	1 183	122	94	3	2	119	92
304	- April	1 098	1 259	99	103	2	-	97	103
305	- May	1 084	1 264	92	124	-	4	92	120
306	- June	1 155	1 198	97	111	-	3	97	108
307	- July	1 308	1 359	118	133	3	1	115	132
308	- August	1 184	1 218	108	143	1	1	107	142
309	- September	1 057	1 036	115	103	1	3	114	100
310	- October	1 080	1 083	108	125	1	-	107	125
311	- November	1 077	1 111	79	104	1	2	78	102
312	- December	1 270	1 227	121	91	3	-	118	91
4	By day of week:								
41	- Monday through Thursday
42	- Friday
43	- Saturday
44	- Sunday
5	By light condition:								
51	- Daylight
52	- Twilight (or unknown)
53	- Darkness
6	By road condition:								
61	- Dry road surface
62	- Other (wet, icy, etc.)

Netherlands - Pays-Bas - Нидерланды

1	All accidents - Total	35 313	...	43 895	...	1 085	...	42 810	...
2	By location:								
21	- Motorways	4 184	...	5 982	...	166	...	5 816	...
22	- Inside built-up areas	22 641	...	26 533	...	329	...	26 204	...
23	- Outside built-up areas	8 488	...	11 288	...	498	...	10 790	...
3	By month:								
301	- January	2 581	...	3 220	...	92	...	3 133	...
302	- February	2 319	...	2 904	...	58	...	2 849	...
303	- March	2 602	...	3 240	...	76	...	3 166	...
304	- April	2 799	...	3 433	...	75	...	3 368	...
305	- May	3 414	...	4 263	...	102	...	4 169	...
306	- June	3 264	...	4 023	...	106	...	3 926	...
307	- July	3 020	...	3 828	...	95	...	3 743	...
308	- August	2 793	...	3 492	...	105	...	3 399	...
309	- September	3 163	...	3 936	...	102	...	3 847	...
310	- October	3 377	...	4 118	...	94	...	4 027	...
311	- November	3 278	...	3 983	...	100	...	3 891	...
312	- December	2 703	...	3 363	...	80	...	3 292	...
4	By day of week:								
41	- Monday through Thursday	21 334	...	25 773	...	622	...	25 197	...
42	- Friday	5 835	...	7 163	...	174	...	7 003	...
43	- Saturday	4 732	...	6 167	...	159	...	6 026	...
44	- Sunday	3 412	...	4 700	...	130	...	4 584	...
5	By light condition:								
51	- Daylight	25 502	...	31 278	...	620	...	30 658	...
52	- Twilight (or unknown)	1 391	...	1 662	...	39	...	1 623	...
53	- Darkness	8 420	...	10 863	...	334	...	10 529	...
6	By road condition:								
61	- Dry road surface	23 262	...	28 732	...	683	...	28 049	...
62	- Other (wet, icy, etc.)	12 051	...	15 071	...	310	...	14 761	...

For note see end of table.

Voir note à la fin du tableau.

См. примечания в конце таблицы.

1. Road traffic accidents by location, time of occurrence and road condition

1. Accidents de la circulation routière selon le lieu, l'époque à laquelle ils se sont produits et les conditions de circulation

1. Дорожно-транспортные происшествия, повлекшие за собой раненых или погибших, по типу происшествия

Unit : number - Unité : nombre - Единица: Число

Description Description Описание	Accidents Accidents Происшествия		Persons killed or injured : total Personnes tuées ou blessées : total Погибшие или раненые: всего		Persons killed Personnes tuées Погибшие		Persons injured Personnes blessées Раненые	
	2001	2002	2001	2002	2001	2002	2001	2002

Norway - Norvège - Норвегия

1	All accidents - Total	8 244	8 724	11 797	12 705	275	310	11 522	12 395
2	By location:								
21	- Motorways
22	- Inside built-up areas	1 693	1 676	2 223	2 131	27	33	2 196	2 098
23	- Outside built-up areas
3	By month:								
301	- January	553	685	802	1 011	28	36	774	975
302	- February	507	640	751	928	16	20	735	908
303	- March	548	590	839	892	18	14	821	878
304	- April	499	593	753	850	26	17	727	833
305	- May	679	823	942	1 174	24	36	918	1 138
306	- June	817	935	1 141	1 363	27	30	1 114	1 333
307	- July	812	748	1 144	1 097	29	25	1 115	1 072
308	- August	865	930	1 232	1 310	31	28	1 201	1 282
309	- September	796	861	1 121	1 189	22	26	1 099	1 163
310	- October	783	755	1 073	1 120	13	30	1 060	1 090
311	- November	698	557	956	819	23	19	933	800
312	- December	687	607	1 043	952	18	29	1 025	923
4	By day of week:								
41	- Monday through Thursday	4 750	5 005	6 562	7 003	142	150	6 420	6 853
42	- Friday	1 383	1 523	1 926	2 229	51	46	1 875	2 183
43	- Saturday	1 067	1 145	1 661	1 767	40	54	1 621	1 713
44	- Sunday	1 044	1 051	1 648	1 706	42	60	1 606	1 646
5	By light condition:								
51	- Daylight	5 507	5 983	7 771	8 607	154	181	7 617	8 426
52	- Twilight (or unknown)	390	426	561	625	19	22	542	603
53	- Darkness	2 074	1 980	3 089	3 003	98	99	2 991	2 904
6	By road condition:								
61	- Dry road surface	4 196	4 752	5 875	6 797	152	170	5 723	6 627
62	- Other (wet, icy, etc.)	4 048	3 972	5 922	5 908	123	140	5 799	5 768

Poland - Pologne - Польша

1	All accidents - Total	53 799	53 559	73 728	73 325	5 534	5 827	68 194	67 498
2	By location:								
21	- Motorways	228	238	399	380	57	41	342	339
22	- Inside built-up areas	38 690	38 652	49 008	49 140	2 528	2 762	46 480	46 378
23	- Outside built-up areas	14 881	14 907	24 321	24 176	2 949	3 065	21 372	21 111
3	By month:								
301	- January	3 585	2 786	4 848	3 731	389	310	4 459	3 421
302	- February	3 174	3 823	4 240	5 144	327	433	3 913	4 711
303	- March	3 804	3 947	5 142	5 356	370	432	4 772	4 924
304	- April	4 005	3 951	5 545	5 448	377	396	5 168	5 052
305	- May	4 689	5 008	6 278	6 852	377	467	5 901	6 385
306	- June	5 004	5 078	7 037	6 852	472	491	6 565	6 572
307	- July	5 068	4 893	7 358	6 985	542	517	6 816	6 468
308	- August	5 272	5 034	7 387	7 240	515	561	6 872	6 679
309	- September	4 965	4 926	7 009	6 718	577	516	6 432	6 202
310	- October	5 525	5 479	7 410	7 358	674	662	6 736	6 696
311	- November	5 001	4 612	6 504	6 105	553	554	5 951	5 551
312	- December	3 707	4 022	4 970	5 325	361	488	4 609	4 837
4	By day of week:								
41	- Monday through Thursday	30 563	29 783	39 921	39 087	2 961	3 061	36 960	36 026
42	- Friday	8 781	8 656	11 776	11 622	871	898	10 905	10 724
43	- Saturday	7 904	8 298	11 610	11 840	872	940	10 738	10 900
44	- Sunday	6 551	6 822	10 421	10 776	830	928	9 591	9 848
5	By light condition:								
51	- Daylight	35 698	35 015	48 593	47 498	2 788	2 807	45 805	44 691
52	- Twilight (or unknown)	4 074	4 012	5 605	5 608	502	576	5 103	5 032
53	- Darkness	14 027	14 529	19 530	20 216	2 244	2 444	17 286	17 772
6	By road condition:								
61	- Dry road surface	35 372	35 850	47 421	48 340	3 549	3 819	43 872	44 521
62	- Other (wet, icy, etc.)	18 427	17 627	26 307	24 885	1 985	1 991	24 322	22 894

For note see end of table.

Voir note à la fin du tableau.

См. примечания в конце таблицы.

1. Road traffic accidents by location, time of occurrence and road condition

1. Accidents de la circulation routière selon le lieu, l'époque à laquelle ils se sont produits et les conditions de circulation

1. Дорожно-транспортные происшествия, повлекшие за собой раненых или погибших, по типу происшествия

Unit : number - Unité : nombre - Единица: Число

Description Description Описание	Accidents Accidents Происшествия		Persons killed or injured : total Personnes tuées ou blessées : total Погибшие или раненые: всего		Persons killed Personnes tuées Погибшие		Persons injured Personnes blessées Раненые	
	2001	2002	2001	2002	2001	2002	2001	2002
	Portugal - Portugal - Португалия ¹							
1 All accidents - Total	42 521	42 219	58 510	58 054	1 466	1 469	57 044	56 585
2 By location:								
21 - Motorways
22 - Inside built-up areas	28 735	27 983
23 - Outside built-up areas
3 By month:								
301 - January	3 276	3 239	4 408	4 354	109	103	4 299	4 251
302 - February	3 143	3 083	4 356	4 189	113	119	4 243	4 070
303 - March	3 137	3 537	4 345	4 917	138	150	4 207	4 767
304 - April	3 202	3 272	4 346	4 403	95	124	4 251	4 279
305 - May	3 439	3 610	4 681	4 881	92	110	4 589	4 771
306 - June	3 742	3 624	5 077	5 038	123	106	4 954	4 932
307 - July	3 991	3 982	5 581	5 558	134	157	5 447	5 401
308 - August	3 798	3 961	5 517	5 729	130	130	5 387	5 599
309 - September	3 537	3 516	4 863	4 884	107	124	4 756	4 760
310 - October	3 373	3 449	4 651	4 613	118	118	4 533	4 495
311 - November	3 470	3 465	4 653	4 726	151	105	4 502	4 621
312 - December	3 634	3 481	4 996	4 762	140	123	4 856	4 639
4 By day of week:								
41 - Monday through Thursday
42 - Friday
43 - Saturday
44 - Sunday
5 By light condition:								
51 - Daylight
52 - Twilight (or unknown)
53 - Darkness
6 By road condition:								
61 - Dry road surface
62 - Other (wet, icy, etc.)

Republic of Moldova - République de Moldova - Республика Молдова

1 All accidents - Total	2 765	...	3 810	...	420	...	3 390	...
2 By location:								
21 - Motorways	154	...	262	...	51	...	211	...
22 - Inside built-up areas	2 003	...	2 526	...	188	...	2 338	...
23 - Outside built-up areas	608	...	1 022	...	181	...	841	...
3 By month:								
301 - January	162	...	227	...	26	...	201	...
302 - February	168	...	223	...	25	...	198	...
303 - March	168	...	217	...	24	...	193	...
304 - April	220	...	319	...	28	...	291	...
305 - May	221	...	295	...	38	...	257	...
306 - June	223	...	313	...	45	...	268	...
307 - July	235	...	334	...	40	...	294	...
308 - August	284	...	441	...	54	...	387	...
309 - September	299	...	417	...	41	...	376	...
310 - October	358	...	486	...	46	...	440	...
311 - November	253	...	325	...	34	...	291	...
312 - December	174	...	213	...	19	...	194	...
4 By day of week:								
41 - Monday through Thursday	1 543	...	2 125	...	239	...	1 886	...
42 - Friday	389	...	525	...	47	...	478	...
43 - Saturday	425	...	567	...	62	...	505	...
44 - Sunday	408	...	593	...	72	...	521	...
5 By light condition:								
51 - Daylight	1 606	...	2 176	...	196	...	1 980	...
52 - Twilight (or unknown)	107	...	169	...	21	...	148	...
53 - Darkness	1 052	...	1 465	...	203	...	1 262	...
6 By road condition:								
61 - Dry road surface	2 212	...	2 997	...	328	...	2 669	...
62 - Other (wet, icy, etc.)	553	...	813	...	92	...	721	...

For note see end of table.

Voir note à la fin du tableau.

См. примечания в конце таблицы.

1. Road traffic accidents by location, time of occurrence and road condition

1. Accidents de la circulation routière selon le lieu, l'époque à laquelle ils se sont produits et les conditions de circulation

1. Дорожно-транспортные происшествия, повлекшие за собой раненых или погибших, по типу происшествия

Unit : number - Unité : nombre - Единица: Число

Description Description Описание	Accidents Accidents Происшествия		Persons killed or injured : total Personnes tuées ou blessées : total Погибшие или раненые: всего		Persons killed Personnes tuées Погибшие		Persons injured Personnes blessées Раненые	
	2001	2002	2001	2002	2001	2002	2001	2002
	Romania - Roumanie - Румыния							
1 All accidents - Total	7 244	7 047	8 424	8 175	2 461	2 398	5 963	5 777
2 By location:								
21 - Motorways	29	56	33	66	16	28	17	38
22 - Inside built-up areas	6 212	6 083	7 059	6 880	1 930	1 916	5 129	4 964
23 - Outside built-up areas	1 003	908	1 332	1 229	515	454	817	775
3 By month:								
301 - January	497	439	569	514	182	158	387	356
302 - February	422	447	488	502	134	146	354	356
303 - March	527	518	593	580	176	167	417	413
304 - April	560	495	656	552	175	180	481	372
305 - May	565	594	646	694	172	190	474	504
306 - June	599	576	714	677	215	193	499	484
307 - July	660	620	769	750	236	209	533	541
308 - August	652	648	767	761	250	251	517	510
309 - September	703	678	817	809	249	265	568	544
310 - October	750	775	875	886	254	265	621	621
311 - November	685	667	793	760	249	207	544	553
312 - December	624	590	737	690	169	167	568	523
4 By day of week:								
41 - Monday through Thursday	3 954	4 028	4 524	4 613	1 283	1 310	3 241	3 303
42 - Friday	1 149	1 046	1 321	1 191	369	343	952	848
43 - Saturday	1 084	1 005	1 296	1 190	378	380	918	810
44 - Sunday	1 057	968	1 283	1 181	431	365	852	816
5 By light condition:								
51 - Daylight	4 400	4 228	5 036	4 955	1 210	1 200	3 826	3 755
52 - Twilight (or unknown)	402	375	512	479	200	190	312	289
53 - Darkness	2 442	2 444	2 876	2 741	1 051	1 008	1 825	1 733
6 By road condition:								
61 - Dry road surface	7 018	6 828	8 106	7 866	2 371	2 290	5 735	5 576
62 - Other (wet, icy, etc.)	226	219	318	309	90	108	228	201

Russian Federation - Fédération de Russie - Российская Федерация

1 All accidents - Total	164 403	184 365	218 706	248 921	30 916	33 243	187 790	215 678
2 By location:								
21 - Motorways	14 587	20 576	24 190	33 633	5 696	7 276	18 494	26 357
22 - Inside built-up areas	118 234	131 653	144 977	163 428	15 505	16 344	129 472	147 084
23 - Outside built-up areas	31 582	32 136	49 539	51 860	9 715	9 623	39 824	42 237
3 By month:								
301 - January	8 733	9 669	11 390	12 461	1 666	1 697	9 724	10 764
302 - February	7 678	9 675	9 835	12 552	1 300	1 753	8 535	10 799
303 - March	7 966	10 706	10 083	13 838	1 396	1 924	8 687	11 914
304 - April	10 249	11 922	13 251	15 581	1 760	1 927	11 491	13 654
305 - May	13 233	15 124	17 572	20 465	2 254	2 476	15 318	17 989
306 - June	14 580	16 214	19 920	22 416	2 526	2 699	17 394	19 717
307 - July	17 792	19 108	24 855	27 137	3 431	3 522	21 424	23 615
308 - August	18 543	21 033	26 071	29 751	3 919	4 106	22 152	25 645
309 - September	17 592	20 036	23 510	27 199	3 549	3 818	19 961	23 381
310 - October	17 998	19 508	23 375	25 764	3 663	3 762	19 712	22 002
311 - November	15 314	16 096	19 807	21 293	3 038	2 989	16 769	18 304
312 - December	14 725	15 274	19 037	20 464	2 414	2 570	16 623	17 894
4 By day of week:								
41 - Monday through Thursday	88 446	99 776	115 061	131 323	16 184	17 366	98 877	113 957
42 - Friday	25 710	28 598	33 292	37 831	4 627	5 055	28 665	32 776
43 - Saturday	26 229	29 293	36 394	41 032	5 244	5 645	31 150	35 387
44 - Sunday	24 018	26 698	33 959	38 735	4 861	5 177	29 098	33 558
5 By light condition:								
51 - Daylight	95 663	107 413	126 590	144 566	14 282	15 529	112 308	129 037
52 - Twilight (or unknown)	-	-	-	4	-	3	-	1
53 - Darkness	68 740	76 948	92 116	104 351	16 634	17 711	75 482	86 640
6 By road condition:								
61 - Dry road surface	104 412	119 019	140 109	161 833	20 494	22 267	119 615	139 566
62 - Other (wet, icy, etc.)	59 991	65 346	78 597	87 088	10 422	10 976	68 175	76 112

For note see end of table.

Voir note à la fin du tableau.

См. примечания в конце таблицы.

1. Road traffic accidents by location, time of occurrence and road condition

1. Accidents de la circulation routière selon le lieu, l'époque à laquelle ils se sont produits et les conditions de circulation

1. Дорожно-транспортные происшествия, повлекшие за собой раненых или погибших, по типу происшествия

Unit : number - Unité : nombre - Единица: Число

Description Description Описание	Accidents Accidents Происшествия		Persons killed or injured : total Personnes tuées ou blessées : total Погибшие или раненые: всего		Persons killed Personnes tuées Погибшие		Persons injured Personnes blessées Раненые	
	2001	2002	2001	2002	2001	2002	2001	2002

Serbia and Montenegro - Serbie-et-Monténégro - Сербия и Черногория

1	All accidents - Total	61 493	...	21 146	...	1 273	...	19 873	...
2	By location:								
21	- Motorways	1 744	...	489	...	49	...	440	...
22	- Inside built-up areas	55 707	...	18 004	...	953	...	17 051	...
23	- Outside built-up areas	4 042	...	2 653	...	271	...	2 382	...
3	By month:								
301	- January	4 193	...	1 424	...	108	...	1 316	...
302	- February	4 023	...	1 177	...	80	...	1 097	...
303	- March	4 619	...	1 529	...	75	...	1 454	...
304	- April	4 702	...	1 679	...	106	...	1 573	...
305	- May	4 958	...	1 871	...	115	...	1 756	...
306	- June	5 104	...	1 905	...	93	...	1 812	...
307	- July	5 226	...	2 136	...	132	...	2 004	...
308	- August	5 202	...	2 133	...	113	...	2 020	...
309	- September	5 637	...	1 801	...	107	...	1 694	...
310	- October	5 815	...	2 098	...	141	...	1 957	...
311	- November	5 693	...	1 885	...	122	...	1 763	...
312	- December	6 321	...	1 508	...	81	...	1 427	...
4	By day of week:								
41	- Monday through Thursday	35 524	...	11 015	...	714	...	10 301	...
42	- Friday	9 906	...	3 124	...	171	...	2 953	...
43	- Saturday	8 848	...	3 559	...	192	...	3 367	...
44	- Sunday	7 215	...	3 448	...	196	...	3 252	...
5	By light condition:								
51	- Daylight	45 604	...	13 562	...	766	...	12 796	...
52	- Twilight (or unknown)	3 959	...	1 866	...	155	...	1 711	...
53	- Darkness	11 930	...	5 718	...	352	...	5 366	...
6	By road condition:								
61	- Dry road surface	47 006	...	16 196	...	979	...	15 217	...
62	- Other (wet, icy, etc.)	14 487	...	4 950	...	294	...	4 656	...

Slovakia - Slovaquie - Словакия

1	All accidents - Total	8 181	7 866	11 453	10 873	614	610	10 839	10 263
2	By location:								
21	- Motorways
22	- Inside built-up areas	5 565	5 291	7 118	6 624	294	268	6 824	6 356
23	- Outside built-up areas	2 616	2 575	4 335	4 249	320	342	4 015	3 907
3	By month:								
301	- January	609	610	36	34	573	576
302	- February	695	636	39	33	656	603
303	- March	718	728	38	50	680	678
304	- April	825	755	48	39	777	716
305	- May	983	968	47	50	936	918
306	- June	1 051	1 061	59	57	992	1 004
307	- July	1 207	1 015	47	53	1 160	962
308	- August	1 293	1 100	65	64	1 228	1 036
309	- September	1 095	1 142	58	61	1 037	1 081
310	- October	1 134	970	70	52	1 064	918
311	- November	1 005	952	62	64	943	888
312	- December	838	936	45	53	793	883
4	By day of week:								
41	- Monday through Thursday
42	- Friday
43	- Saturday
44	- Sunday
5	By light condition:								
51	- Daylight	5 673	5 410	7 833	7 403	296	329	7 537	7 074
52	- Twilight (or unknown)	319	298	446	435	39	27	407	408
53	- Darkness	2 189	2 158	3 174	3 035	279	254	2 895	2 781
6	By road condition:								
61	- Dry road surface	5 594	5 366	7 552	7 231	414	421	7 138	6 810
62	- Other (wet, icy, etc.)	2 587	2 500	3 901	3 642	200	189	3 701	3 453

For note see end of table.

Voir note à la fin du tableau.

См. примечания в конце таблицы.

1. Road traffic accidents by location, time of occurrence and road condition

1. Accidents de la circulation routière selon le lieu, l'époque à laquelle ils se sont produits et les conditions de circulation

1. Дорожно-транспортные происшествия, повлекшие за собой раненых или погибших, по типу происшествия

Unit : number - Unité : nombre - Единица : Число

Description Description Описание	Accidents Accidents Происшествия		Persons killed or injured : total Personnes tuées ou blessées : total Погибшие или раненые: всего		Persons killed Personnes tuées Погибшие		Persons injured Personnes blessées Раненые	
	2001	2002	2001	2002	2001	2002	2001	2002

Slovenia - Slovénie - Словения

1	All accidents - Total	9 199	10 199	12 951	14 198	278	268	12 673	13 930
2	By location:								
21	- Motorways	292	329	449	496	20	22	429	474
22	- Inside built-up areas	5 123	5 809	6 779	7 715	91	81	6 688	7 634
23	- Outside built-up areas	3 784	4 061	5 723	5 987	167	165	5 556	5 822
3	By month:								
301	- January	582	645	800	885	13	21	787	864
302	- February	580	625	841	862	18	14	823	848
303	- March	698	801	974	1 119	11	17	963	1 102
304	- April	787	809	1 135	1 096	19	20	1 116	1 076
305	- May	888	875	1 237	1 223	37	26	1 200	1 197
306	- June	888	1 021	1 230	1 394	34	26	1 196	1 368
307	- July	868	979	1 190	1 382	35	30	1 155	1 352
308	- August	870	927	1 224	1 291	34	25	1 190	1 266
309	- September	786	947	1 134	1 294	22	26	1 112	1 268
310	- October	893	889	1 208	1 250	24	25	1 184	1 225
311	- November	720	857	1 034	1 220	14	18	1 020	1 202
312	- December	639	824	944	1 182	17	20	927	1 162
4	By day of week:								
41	- Monday through Thursday	5 215	5 826	7 050	7 833	131	126	6 919	7 707
42	- Friday	1 521	1 719	2 134	2 406	51	55	2 083	2 351
43	- Saturday	1 381	1 433	2 053	2 091	56	40	1 997	2 051
44	- Sunday	1 082	1 221	1 714	1 868	40	47	1 674	1 821
5	By light condition:								
51	- Daylight	7 559	8 407	10 549	11 581	181	196	10 368	11 385
52	- Twilight (or unknown)	(b)	(b)	(b)	(b)	(b)	(b)	(b)	(b)
53	- Darkness	1 640	1 792	2 402	2 617	97	72	2 305	2 545
6	By road condition:								
61	- Dry road surface	6 525	6 886	9 122	9 507	212	194	8 910	9 313
62	- Other (wet, icy, etc.)	2 674	3 313	3 829	4 691	66	74	3 763	4 617

Spain - Espagne - Испания

1	All accidents - Total	100 393	98 433	155 116	152 264	5 517	5 347	149 599	146 917
2	By location:								
21	- Motorways	3 442	3 216	6 465	5 894	380	330	6 085	5 564
22	- Inside built-up areas	54 910	53 562	75 416	73 747	974	912	74 442	72 835
23	- Outside built-up areas	42 041	41 655	73 235	72 623	4 163	4 105	69 072	68 518
3	By month:								
301	- January	7 950	7 390	11 975	11 117	403	472	11 572	10 645
302	- February	7 622	7 128	11 305	10 700	413	377	10 892	10 323
303	- March	8 755	8 235	13 220	12 772	418	429	12 802	12 343
304	- April	8 316	7 895	13 054	11 653	422	360	12 632	11 293
305	- May	8 269	8 426	12 441	12 740	442	406	11 999	12 334
306	- June	8 977	8 923	13 589	13 796	487	471	13 102	13 325
307	- July	9 315	9 243	14 707	14 658	525	505	14 182	14 153
308	- August	8 623	8 292	14 336	13 944	576	558	13 760	13 386
309	- September	8 147	8 294	12 848	12 793	453	437	12 395	12 356
310	- October	8 476	8 574	12 754	13 165	432	448	12 322	12 717
311	- November	7 950	8 122	12 264	12 618	459	435	11 805	12 183
312	- December	7 993	7 911	12 623	12 308	487	449	12 136	11 859
4	By day of week:								
41	- Monday through Thursday	54 404	54 340	79 616	79 529	2 607	2 571	77 009	76 958
42	- Friday	16 164	15 586	24 076	23 587	802	819	23 274	22 768
43	- Saturday	15 666	14 689	26 184	24 518	1 032	977	25 152	23 541
44	- Sunday	14 159	13 818	25 240	24 630	1 076	980	24 164	23 650
5	By light condition:								
51	- Daylight	64 781	63 751	98 074	96 204	3 025	2 874	95 049	93 330
52	- Twilight (or unknown)	4 167	4 224	6 598	6 772	287	306	6 311	6 466
53	- Darkness	31 445	30 458	50 444	49 288	2 205	2 167	48 239	47 121
6	By road condition:								
61	- Dry road surface	85 819	82 321	131 018	125 997	4 567	4 371	126 451	121 626
62	- Other (wet, icy, etc.)	14 574	16 112	24 098	26 267	950	976	23 148	25 291

For note see end of table.

Voir note à la fin du tableau.

См. примечания в конце таблицы.

1. Road traffic accidents by location, time of occurrence and road condition

1. Accidents de la circulation routière selon le lieu, l'époque à laquelle ils se sont produits et les conditions de circulation

1. Дорожно-транспортные происшествия, повлекшие за собой раненых или погибших, по типу происшествия

Unit : number - Unité : nombre - Единица: Число

Description Description Описание	Accidents Accidents Происшествия		Persons killed or injured : total Personnes tuées ou blessées : total Погибшие или раненые: всего		Persons killed Personnes tuées Погибшие		Persons injured Personnes blessées Раненые	
	2001	2002	2001	2002	2001	2002	2001	2002

Sweden - Suède - Швеция

1	All accidents - Total	15 796	16 947	22 913	25 307	583	560	22 330	24 747
2	By location:								
21	- Motorways	1 194	1 353	1 883	2 283	30	27	1 853	2 256
22	- Inside built-up areas	8 915	9 197	12 135	12 829	180	146	11 955	12 683
23	- Outside built-up areas	5 687	6 397	8 895	10 195	373	387	8 522	9 808
3	By month:								
301	- January	1 059	1 169	1 535	1 789	26	40	1 509	1 749
302	- February	1 114	1 220	1 571	1 897	39	46	1 532	1 851
303	- March	1 035	1 115	1 551	1 724	48	42	1 503	1 682
304	- April	1 011	1 155	1 417	1 728	42	38	1 375	1 690
305	- May	1 402	1 578	1 998	2 358	53	51	1 945	2 307
306	- June	1 426	1 704	2 082	2 568	46	69	2 036	2 499
307	- July	1 498	1 486	2 233	2 261	68	64	2 165	2 197
308	- August	1 568	1 727	2 217	2 490	49	62	2 168	2 428
309	- September	1 479	1 627	2 171	2 327	70	34	2 101	2 293
310	- October	1 512	1 574	2 143	2 319	55	40	2 088	2 279
311	- November	1 393	1 307	2 016	1 934	47	41	1 969	1 893
312	- December	1 299	1 285	1 979	1 912	40	33	1 939	1 879
4	By day of week:								
41	- Monday through Thursday	9 175	9 901	12 855	14 248	294	313	12 561	13 935
42	- Friday	2 645	2 746	3 866	4 125	87	91	3 779	4 034
43	- Saturday	2 076	2 287	3 190	3 658	92	92	3 098	3 566
44	- Sunday	1 900	2 013	3 002	3 276	110	64	2 892	3 212
5	By light condition:								
51	- Daylight	10 549	11 232	15 201	16 773	339	354	14 862	16 419
52	- Twilight (or unknown)	1 223	1 387	1 730	2 027	37	52	1 693	1 975
53	- Darkness	4 024	4 328	5 982	6 507	207	154	5 775	6 353
6	By road condition:								
61	- Dry road surface	8 771	9 796	12 621	14 543	321	341	12 300	14 202
62	- Other (wet, icy, etc.)	7 025	7 151	10 292	10 764	262	219	10 030	10 545

Switzerland - Suisse - Швейцария

1	All accidents - Total	23 896	23 647	30 704	30 287	544	513	30 160	29 774
2	By location:								
21	- Motorways	2 381	2 322	3 493	3 408	71	76	3 422	3 332
22	- Inside built-up areas	14 963	15 092	18 028	18 274	204	164	17 824	18 110
23	- Outside built-up areas	6 552	6 233	9 183	8 605	269	273	8 914	8 332
3	By month:								
301	- January	1 639	1 573	2 092	1 998	40	35	2 052	1 963
302	- February	1 457	1 469	1 920	1 918	31	27	1 889	1 891
303	- March	1 807	1 864	2 338	2 368	35	22	2 303	2 346
304	- April	1 741	1 872	2 316	2 387	36	41	2 280	2 346
305	- May	2 361	2 271	2 909	2 881	56	49	2 853	2 832
306	- June	2 393	2 381	3 069	3 025	54	57	3 015	2 968
307	- July	2 203	2 063	2 809	2 647	58	57	2 751	2 590
308	- August	2 333	2 243	2 996	2 860	48	45	2 948	2 815
309	- September	1 954	2 149	2 497	2 765	40	50	2 457	2 715
310	- October	2 301	2 037	2 948	2 610	53	48	2 895	2 562
311	- November	1 983	2 057	2 538	2 667	62	46	2 476	2 621
312	- December	1 724	1 668	2 272	2 161	31	36	2 241	2 125
4	By day of week:								
41	- Monday through Thursday	13 720	13 608	16 978	16 715	304	259	16 674	16 456
42	- Friday	3 869	3 973	4 857	5 055	69	75	4 788	4 980
43	- Saturday	3 592	3 456	4 988	4 746	99	93	4 889	4 653
44	- Sunday	2 715	2 610	3 881	3 771	72	86	3 809	3 685
5	By light condition:								
51	- Daylight	16 464	16 211	20 938	20 550	325	271	20 613	20 279
52	- Twilight (or unknown)	1 291	1 338	1 616	1 656	35	26	1 581	1 630
53	- Darkness	6 141	6 098	8 150	8 081	184	216	7 966	7 865
6	By road condition:								
61	- Dry road surface	16 536	16 611	20 969	21 088	396	348	20 573	20 740
62	- Other (wet, icy, etc.)	7 360	7 036	9 735	9 199	148	165	9 587	9 034

For note see end of table.

Voir note à la fin du tableau.

См. примечания в конце таблицы.

1. Road traffic accidents by location, time of occurrence and road condition

1. Accidents de la circulation routière selon le lieu, l'époque à laquelle ils se sont produits et les conditions de circulation

1. Дорожно-транспортные происшествия, повлекшие за собой раненых или погибших, по типу происшествия

Unit : number - Unité : nombre - Единица: Число

Description Description Описание	Accidents Accidents Происшествия		Persons killed or injured : total Personnes tuées ou blessées : total Погибшие или раненые: всего		Persons killed Personnes tuées Погибшие		Persons injured Personnes blessées Раненые	
	2001	2002	2001	2002	2001	2002	2001	2002

Tajikistan - Tadjikistan - Таджикистан

1	All accidents - Total	1 368	...	1 952	...	396	...	1 556	...
2	By location:								
21	- Motorways
22	- Inside built-up areas
23	- Outside built-up areas
3	By month:								
301	- January	80	...	98	...	20	...	78	...
302	- February	61	...	78	...	15	...	68	...
303	- March	105	...	142	...	27	...	115	...
304	- April	93	...	138	...	25	...	113	...
305	- May	127	...	170	...	42	...	128	...
306	- June	90	...	160	...	30	...	130	...
307	- July	147	...	200	...	47	...	153	...
308	- August	144	...	202	...	45	...	157	...
309	- September	125	...	198	...	49	...	149	...
310	- October	134	...	202	...	29	...	173	...
311	- November	143	...	176	...	38	...	148	...
312	- December	119	...	172	...	28	...	144	...
4	By day of week:								
41	- Monday through Thursday	776	...	1 101	...	218	...	883	...
42	- Friday	208	...	270	...	49	...	221	...
43	- Saturday	193	...	288	...	64	...	224	...
44	- Sunday	191	...	293	...	65	...	228	...
5	By light condition:								
51	- Daylight
52	- Twilight (or unknown)
53	- Darkness
6	By road condition:								
61	- Dry road surface
62	- Other (wet, icy, etc.)

The FYR of Macedonia ²

1	All accidents - Total	1 314	1 644	1 937	2 600	107	176	1 830	2 424
2	By location:								
21	- Motorways
22	- Inside built-up areas	881	943	1 171	1 243	35	44	1 136	1 199
23	- Outside built-up areas	433	701	766	1 357	72	132	694	1 225
3	By month:								
301	- January	122	68	213	135	12	9	201	126
302	- February	119	82	157	125	8	11	149	114
303	- March	91	102	130	155	5	6	125	149
304	- April	134	118	203	173	5	16	198	157
305	- May	139	163	207	247	15	10	192	237
306	- June	84	147	113	228	6	26	107	202
307	- July	137	153	202	241	13	15	189	226
308	- August	116	228	188	415	10	24	178	391
309	- September	93	172	141	255	5	20	136	235
310	- October	139	145	180	215	11	17	169	198
311	- November	98	139	142	222	8	12	134	210
312	- December	42	127	61	189	9	10	52	179
4	By day of week:								
41	- Monday through Thursday	726	900	1 026	1 356	58	87	968	1 269
42	- Friday	212	235	293	366	20	24	273	342
43	- Saturday	194	250	283	426	10	32	273	394
44	- Sunday	182	259	335	452	19	33	316	419
5	By light condition:								
51	- Daylight	713	867	998	1 339	58	96	940	1 243
52	- Twilight (or unknown)	113	150	209	260	11	22	198	238
53	- Darkness	488	627	730	1 001	38	58	692	943
6	By road condition:								
61	- Dry road surface
62	- Other (wet, icy, etc.)

For note see end of table.

Voir note à la fin du tableau.

См. примечания в конце таблицы.

1. Road traffic accidents by location, time of occurrence and road condition

1. Accidents de la circulation routière selon le lieu, l'époque à laquelle ils se sont produits et les conditions de circulation

1. Дорожно-транспортные происшествия, повлекшие за собой раненых или погибших, по типу происшествия

Unit : number - Unité : nombre - Единица : Число

Description Description Описание	Accidents Accidents Происшествия		Persons killed or injured : total Personnes tuées ou blessées : total Погибшие или раненые: всего		Persons killed Personnes tuées Погибшие		Persons injured Personnes blessées Раненые	
	2001	2002	2001	2002	2001	2002	2001	2002

Turkey - Turquie - Турция

1	All accidents - Total	66 243	65 748	120 589	120 505	4 386	4 093	116 203	116 412
2	By location:								
21	- Motorways	51	1 613	78	3 264	5	233	73	3 031
22	- Inside built-up areas	43 910	43 697	68 678	68 355	1 585	1 478	67 093	66 877
23	- Outside built-up areas	22 282	20 438	51 833	48 886	2 796	2 382	49 037	46 504
3	By month:								
301	- January	5 056	3 461	8 885	6 484	304	211	8 581	6 273
302	- February	4 493	3 899	7 854	7 166	257	209	7 597	6 957
303	- March	5 098	4 344	9 356	7 462	376	263	8 980	7 199
304	- April	4 790	4 544	8 115	7 781	269	235	7 846	7 546
305	- May	5 451	5 756	9 303	9 757	317	305	8 986	9 452
306	- June	6 193	6 107	10 880	11 042	435	349	10 445	10 693
307	- July	6 823	7 027	13 377	13 624	445	463	12 932	13 161
308	- August	7 059	7 278	13 835	14 343	524	526	13 311	13 817
309	- September	6 292	6 467	11 598	12 096	442	441	11 156	11 655
310	- October	5 846	6 328	10 157	11 318	410	415	9 747	10 903
311	- November	4 640	5 095	8 354	9 016	311	329	8 043	8 687
312	- December	4 502	5 442	8 875	10 416	296	347	8 579	10 069
4	By day of week:								
41	- Monday through Thursday	36 504	36 244	64 532	64 168	2 392	2 236	62 140	61 932
42	- Friday	9 568	9 516	17 004	16 848	624	572	16 328	16 276
43	- Saturday	10 192	10 140	19 032	19 344	676	676	18 356	18 668
44	- Sunday	9 984	9 828	20 072	20 072	676	624	19 344	19 448
5	By light condition:								
51	- Daylight	42 710	43 233	76 347	77 582	2 482	2 363	73 865	75 219
52	- Twilight (or unknown)	18 200	20 194	33 880	33 518	1 331	1 545	32 549	31 973
53	- Darkness	5 333	2 321	10 362	9 405	573	185	9 789	9 220
6	By road condition:								
61	- Dry road surface	53 632	53 799	95 111	95 495	3 518	3 310	91 593	92 185
62	- Other (wet, icy, etc.)	13 670	11 949	27 709	25 010	950	783	26 759	24 227

Ukraine - Ukraine - Украина

1	All accidents - Total	34 541	34 488	44 180	43 898	5 984	5 982	38 196	37 916
2	By location:								
21	- Motorways
22	- Inside built-up areas	25 450	24 584	30 854	29 696	3 369	3 128	27 485	26 568
23	- Outside built-up areas
3	By month:								
301	- January	1 822	1 642	2 225	2 035	342	306	1 883	1 729
302	- February	1 726	2 001	2 116	2 500	300	397	1 816	2 103
303	- March	1 927	2 100	2 330	2 637	324	377	2 006	2 260
304	- April	2 477	2 549	3 204	3 203	423	423	2 781	2 780
305	- May	2 765	2 793	3 605	3 584	465	450	3 140	3 134
306	- June	2 820	2 709	3 676	3 460	428	405	3 248	3 055
307	- July	3 655	3 298	4 927	4 467	605	593	4 322	3 874
308	- August	3 732	3 605	5 081	4 724	688	612	4 393	4 112
309	- September	3 199	3 302	4 102	4 244	596	592	3 506	3 652
310	- October	3 707	3 896	4 685	4 884	707	708	3 978	4 176
311	- November	3 519	3 334	4 308	4 126	650	625	3 658	3 501
312	- December	3 192	3 259	3 921	4 043	456	504	3 465	3 539
4	By day of week:								
41	- Monday through Thursday	19 018	18 792	23 976	23 596	3 140	3 203	20 836	20 393
42	- Friday	5 425	5 310	6 815	6 631	1 000	924	5 815	5 707
43	- Saturday	5 123	5 319	6 754	6 918	883	948	5 871	5 970
44	- Sunday	4 975	5 067	6 635	6 753	961	907	5 674	5 846
5	By light condition:								
51	- Daylight	17 990	17 467	23 121	22 218	2 307	2 342	20 814	19 876
52	- Twilight (or unknown)	(b)	(b)	(b)	(b)	(b)	(b)	(b)	(b)
53	- Darkness	16 551	17 021	21 059	21 680	3 677	3 640	17 382	18 040
6	By road condition:								
61	- Dry road surface	27 395	27 790	35 159	35 195	4 787	4 729	30 372	30 466
62	- Other (wet, icy, etc.)	7 146	6 698	9 021	8 703	1 197	1 253	7 824	7 450

For note see end of table.

Voir note à la fin du tableau.

См. примечания в конце таблицы.

1. Road traffic accidents by location, time of occurrence and road condition

1. Accidents de la circulation routière selon le lieu, l'époque à laquelle ils se sont produits et les conditions de circulation

1. Дорожно-транспортные происшествия, повлекшие за собой раненых или погибших, по типу происшествия

Unit : number - Unité : nombre - Единица: Число

Description Description Описание	Accidents Accidents Происшествия		Persons killed or injured : total Personnes tuées ou blessées : total Погибшие или раненые: всего		Persons killed Personnes tuées Погибшие		Persons injured Personnes blessées Раненые	
	2001	2002	2001	2002	2001	2002	2001	2002
	United Kingdom - Royaume-Uni - Соединенное Королевство³							
1 All accidents - Total	229 014	221 751	313 309	302 605	3 450	3 431	309 859	299 174
2 By location:								
21 - Motorways	9 128	8 942	14 761	14 270	203	224	14 558	14 056
22 - Inside built-up areas	167 048	161 236	216 113	208 935	1 409	1 369	214 704	207 566
23 - Outside built-up areas	52 838	51 573	82 435	79 400	1 838	1 838	80 597	77 562
3 By month:								
301 - January	19 895	17 469	27 148	23 634	286	238	26 862	23 396
302 - February	17 490	17 199	23 813	23 355	250	233	23 563	23 122
303 - March	17 725	17 506	23 855	23 848	228	299	23 627	23 549
304 - April	17 084	17 437	23 723	23 364	223	247	23 500	23 117
305 - May	19 299	18 654	26 039	25 435	293	274	25 746	25 161
306 - June	18 699	17 166	25 452	23 604	284	263	25 168	23 341
307 - July	19 154	18 898	26 274	25 947	301	285	25 973	25 662
308 - August	18 855	17 811	26 419	24 697	308	308	26 111	24 389
309 - September	18 836	18 515	25 781	24 934	311	328	25 470	24 606
310 - October	20 536	21 092	27 975	28 919	303	234	27 672	28 595
311 - November	21 379	21 118	28 863	28 732	332	300	28 531	28 432
312 - December	20 062	18 886	27 967	26 136	331	332	27 636	25 804
4 By day of week:								
41 - Monday through Thursday	134 550	128 925	178 893	171 149	1 756	1 783	177 137	169 366
42 - Friday	37 539	37 744	50 927	51 409	571	589	50 356	50 820
43 - Saturday	31 375	30 261	46 001	43 497	598	554	45 403	42 943
44 - Sunday	25 190	24 821	37 488	36 560	525	505	36 963	36 045
5 By light condition:								
51 - Daylight	166 224	158 912	224 614	213 762	1 981	1 987	222 633	211 775
52 - Twilight (or unknown)	-	-	-	-	-	-	-	-
53 - Darkness	62 790	62 839	88 695	88 843	1 469	1 444	87 226	87 399
6 By road condition:								
61 - Dry road surface	146 868	140 096	196 081	186 707	2 138	2 169	193 943	184 538
62 - Other (wet, icy, etc.)	82 146	81 655	117 228	115 898	1 312	1 262	115 916	114 636

NOTES TO TABLE 1 - NOTES DU TABLEAU 1 - ПРИМЕЧАНИЯ К ТАБЛИЦЕ 1

General notes - Notes générales - Общие примечания

(a) Data for motorways are included under items 22 and 23.

(a) Les données des autoroutes sont comprises sous les rubriques 22 et 23.

(a) Данные по автомагистралям включены в данные статей 22 и 23.

(b) Data for item 52 are included under items 51 and 53.

(b) Les données de la rubrique 52 sont comprises sous les rubriques 51 et 53.

(b) Данные статьи 52 включены в данные статей 51 и 53.

Country notes - Notes relatives aux pays - Примечания к данным, представляемым странами

1. Data refer to continent only.

1. Les données se réfèrent au continent.

1. Данные относятся только к континенту.

2. The former Yugoslav Republic of Macedonia.

2. L'ex-République yougoslave de Macédoine.

2. Бывшая Югославская Республика Македония.

3. Data refer to Great Britain.

3. Les données se réfèrent à la Grande Bretagne.

3. Данные относятся к Великобритании.

2. Road traffic accidents involving personal injury by nature of accident

2. Accidents de la circulation routière ayant entraîné des lésions corporelles par type d'accident

2. Дорожно-транспортные происшествия по типу происшествия

Unit : number - Unité : nombre - Единица: Число

Item	Description
1	All accidents - Total (11+12+13)
11	Accidents between vehicle and pedestrian
12	Single vehicle accidents
13	Accidents between vehicles
	of which:
131	- Rear-end collisions
132	- Collisions due to crossing or turning
133	- Head-on collisions
134	- Others including collisions with parked vehicles
2	Accidents in built-up areas - Total (21+22+23)
21	Accidents between vehicle and pedestrian
22	Single vehicle accidents
23	Accidents between vehicles
	of which:
231	- Rear-end collisions
232	- Collisions due to crossing or turning
233	- Head-on collisions
234	- Others including collisions with parked vehicles

Rubrique	Description
1	Tous les accidents - Total (11+12+13)
11	Accidents entre un véhicule et un piéton
12	Accident dans lesquels un seul véhicule était impliqué
13	Accidents entre véhicules
	dont:
131	- Collisions arrière
132	- Collisions dues à un croisement ou à un tournant
133	- Collisions frontales
134	- Autres, y compris collisions avec des véhicules en stationnement
2	Accidents survenus dans des agglomérations - Total (21+22+23)
21	Accidents entre un véhicule et un piéton
22	Accident dans lesquels un seul véhicule était impliqué
23	Accidents entre véhicules
	dont:
231	- Collisions arrière
232	- Collisions dues à un croisement ou à un tournant
233	- Collisions frontales
234	- Autres, y compris collisions avec des véhicules en stationnement

Статья	Описание
1	Все дорожно-транспортные происшествия - Всего (11+12+13)
11	Дорожно-транспортные происшествия с участием транспортных средств и пешеходов
12	Дорожно-транспортные происшествия с участием одного транспортного средства
13	Дорожно-транспортные происшествия с участием транспортных средств
	в том числе:
131	- Столкновения с ударом сзади
132	- Столкновения на пересечении дорог или на поворотах
133	- Лобовые столкновения
134	- Прочие ДТП, включая столкновения с транспортными средствами, находящимися на стоянке
2	Дорожно-транспортные происшествия в населенных пунктах, включая происшествия - Общее количество (21+22+23)
21	Дорожно-транспортные происшествия с участием транспортных средств и пешеходов
22	Дорожно-транспортные происшествия с участием одного транспортного средства
23	Дорожно-транспортные происшествия с участием транспортных средств
	в том числе:
231	- Столкновения с ударом сзади
232	- Столкновения на пересечении дорог или на поворотах
233	- Лобовые столкновения
234	- Прочие ДТП, включая столкновения с транспортными средствами, находящимися на стоянке

2. Road traffic accidents involving personal injury by nature of accident

2. Accidents de la circulation routière ayant entraîné des lésions corporelles par type d'accident

2. Дорожно-транспортные происшествия по типу происшествия

Unit : number - Unité : nombre - Единица: Число

Description Description Описание	Accidents		Persons killed or injured: total Personnes tuées ou blessées: total Погибшие или раненые: всего		Persons killed Personnes tuées Погибшие		Persons injured Personnes blessées Раненые	
	2001	2002	2001	2002	2001	2002	2001	2002

Andorra - Andorre - Андорра

1	All accidents - Total (11+12+13)	70	91	128	137	5	5	123	132
11	Accidents between vehicle and pedestrian	22	24	27	29	-	1	27	28
12	Single vehicle accidents	5	14	13	33	2	4	11	29
13	Accidents between vehicles	43	53	88	75	3	-	85	75
	of which:								
131	- Rear-end collisions	5	7	8	8	-	-	8	8
132	- Collisions due to crossing or turning	19	20	29	25	-	-	29	25
133	- Head-on collisions	12	10	41	21	3	-	38	21
134	- Others (including collisions with parked vehicles)	7	16	10	21	-	-	10	21
2	Accidents in built-up areas - Total (21+22+23)	43	52	56	59	-	1	56	58
21	Accidents between vehicle and pedestrian	20	22	24	26	-	1	24	25
22	Single vehicle accidents	1	-	1	-	-	-	1	-
23	Accidents between vehicles	22	30	31	33	-	-	31	33
	of which:								
231	- Rear-end collisions	3	3	3	3	-	-	3	3
232	- Collisions due to crossing or turning	14	15	21	26	-	-	21	16
233	- Head-on collisions	2	2	3	3	-	-	3	3
234	- Others (including collisions with parked vehicles)	3	10	4	11	-	-	4	11

Armenia - Arménie - Армения

1	All accidents - Total (11+12+13)	1 021	1 002	1 495	1 448	237	235	1 258	1 213
11	Accidents between vehicle and pedestrian	499	517	544	565	106	118	438	447
12	Single vehicle accidents	225	226	413	401	71	70	342	331
13	Accidents between vehicles	297	228	538	442	60	42	478	400
	of which:								
131	- Rear-end collisions
132	- Collisions due to crossing or turning
133	- Head-on collisions
134	- Others (including collisions with parked vehicles)	...	31	...	40	...	5	...	35
2	Accidents in built-up areas - Total (21+22+23)	606	616	757	774	100	97	657	677
21	Accidents between vehicle and pedestrian
22	Single vehicle accidents
23	Accidents between vehicles
	of which:								
231	- Rear-end collisions
232	- Collisions due to crossing or turning
233	- Head-on collisions
234	- Others (including collisions with parked vehicles)

Austria - Autriche - Австрия

1	All accidents - Total (11+12+13)	43 073	43 175	57 223	57 640	958	956	56 265	56 684
11	Accidents between vehicle and pedestrian	4 640	4 729	5 066	5 267	117	161	4 949	5 106
12	Single vehicle accidents	9 693	9 492	11 950	11 662	416	350	11 534	11 312
13	Accidents between vehicles	28 740	28 954	40 207	40 711	425	445	39 782	40 266
	of which:								
131	- Rear-end collisions
132	- Collisions due to crossing or turning
133	- Head-on collisions
134	- Others (including collisions with parked vehicles)
2	Accidents in built-up areas - Total (21+22+23)	26 036	26 466	32 116	32 788	216	265	31 900	32 523
21	Accidents between vehicle and pedestrian	4 278	4 308	4 637	4 745	70	105	4 567	4 640
22	Single vehicle accidents	2 854	2 925	3 348	3 342	66	71	3 282	3 271
23	Accidents between vehicles	18 904	19 233	24 131	24 701	80	89	24 051	24 612
	of which:								
231	- Rear-end collisions
232	- Collisions due to crossing or turning
233	- Head-on collisions
234	- Others (including collisions with parked vehicles)

For notes see end of table.

Voir notes à la fin du tableau.

См. примечания в конце таблицы.

2. Road traffic accidents involving personal injury by nature of accident

2. Accidents de la circulation routière ayant entraîné des lésions corporelles par type d'accident

2. Дорожно-транспортные происшествия по типу происшествия

Unit : number - Unité : nombre - Единица: Число

Description Description Описание	Accidents		Persons killed or injured: total Personnes tuées ou blessées: total Погибшие или раненые: всего		Persons killed Personnes tuées Погибшие		Persons injured Personnes blessées Раненые	
	2001	2002	2001	2002	2001	2002	2001	2002

Azerbaijan - Azerbaïdjan - Азербайджан

1	All accidents - Total (11+12+13)	1 985	2 196	2 787	3 128	559	642	2 228	2 486
11	Accidents between vehicle and pedestrian	1 014	1 098	1 094	1 183	273	313	821	870
12	Single vehicle accidents	363	401	599	606	130	132	469	474
13	Accidents between vehicles	608	697	1 094	1 339	156	197	938	1 142
	of which:								
131	- Rear-end collisions	86	96	137	152	23	23	114	129
132	- Collisions due to crossing or turning	128	121	202	187	14	12	188	175
133	- Head-on collisions	350	433	687	928	113	149	574	779
134	- Others (including collisions with parked vehicles)	44	47	68	72	6	13	62	59
2	Accidents in built-up areas - Total (21+22+23)	1 010	1 455	1 314	1 880	284	356	1 030	1 524
21	Accidents between vehicle and pedestrian
22	Single vehicle accidents
23	Accidents between vehicles
	of which:								
231	- Rear-end collisions
232	- Collisions due to crossing or turning
233	- Head-on collisions
234	- Others (including collisions with parked vehicles)

Belarus - Bélarus - Беларусь

1	All accidents - Total (11+12+13)	6 327	7 204	7 995	9 200	1 594	1 728	6 401	7 472
11	Accidents between vehicle and pedestrian	3 075	3 435	3 287	3 637	720	766	2 567	2 871
12	Single vehicle accidents	1 461	1 635	2 105	2 378	393	404	1 712	1 974
13	Accidents between vehicles	1 791	2 134	2 603	3 185	481	558	2 122	2 627
	of which:								
131	- Rear-end collisions	106	133	145	207	3	26	142	181
132	- Collisions due to crossing or turning	331	443	487	646	40	55	447	591
133	- Head-on collisions	459	500	887	1 036	210	191	677	845
134	- Others (including collisions with parked vehicles)	895	1 058	1 084	1 296	228	286	856	1 010
2	Accidents in built-up areas - Total (21+22+23)	4 108	4 762	4 840	5 632	741	775	4 099	4 857
21	Accidents between vehicle and pedestrian	2 474	2 788	2 641	2 937	438	444	2 203	2 493
22	Single vehicle accidents	612	723	834	1 040	150	156	684	884
23	Accidents between vehicles	1 022	1 251	1 365	1 655	153	175	1 212	1 480
	of which:								
231	- Rear-end collisions	62	86	79	106	2	5	77	101
232	- Collisions due to crossing or turning	245	334	350	464	20	22	330	442
233	- Head-on collisions	213	218	344	379	45	39	299	340
234	- Others (including collisions with parked vehicles)	502	613	592	706	86	109	506	597

Belgium - Belgique - Бельгия

1	All accidents - Total (11+12+13)	47 444	...	66 780	...	1 486	1 315	65 294	...
11	Accidents between vehicle and pedestrian	3 427	...	3 825	...	149	...	3 676	...
12	Single vehicle accidents	11 083	...	14 015	...	637	...	13 378	...
13	Accidents between vehicles	32 934	...	48 940	...	700	...	48 240	...
	of which:								
131	- Rear-end collisions	9 924	...	15 413	...	153	...	15 260	...
132	- Collisions due to crossing or turning	18 147	...	25 427	...	320	...	25 107	...
133	- Head-on collisions	4 690	...	7 891	...	225	...	7 666	...
134	- Others (including collisions with parked vehicles)	173	...	209	...	2	...	207	...
2	Accidents in built-up areas - Total (21+22+23)	24 376	...	31 637	...	449	...	31 188	...
21	Accidents between vehicle and pedestrian
22	Single vehicle accidents
23	Accidents between vehicles
	of which:								
231	- Rear-end collisions
232	- Collisions due to crossing or turning
233	- Head-on collisions
234	- Others (including collisions with parked vehicles)

For notes see end of table.

Voir notes à la fin du tableau.

См. примечания в конце таблицы.

2. Road traffic accidents involving personal injury by nature of accident

2. Accidents de la circulation routière ayant entraîné des lésions corporelles par type d'accident

2. Дорожно-транспортные происшествия по типу происшествия

Unit : number - Unité : nombre - Единица: Число

Description Description Описание	Accidents		Persons killed or injured: total		Persons killed		Persons injured	
	Accidents		Personnes tuées ou blessées: total		Personnes tuées		Personnes blessées	
	Проишествия		Погибшие или раненые: всего		Погибшие		Раненые	
	2001	2002	2001	2002	2001	2002	2001	2002

Bulgaria - Bulgarie - Болгария

1	All accidents - Total (11+12+13)	6 709	6 769	8 995	9 059	1 011	959	7 984	8 100
11	Accidents between vehicle and pedestrian	2 206	2 286	2 308	2 405	301	261	2 007	2 144
12	Single vehicle accidents	1 785	1 721	2 597	2 533	318	323	2 279	2 210
13	Accidents between vehicles	2 718	2 762	4 090	4 121	392	375	3 698	3 746
	of which:								
131	- Rear-end collisions	183	212	259	292	20	28	239	264
132	- Collisions due to crossing or turning
133	- Head-on collisions
134	- Others (including collisions with parked vehicles)
2	Accidents in built-up areas - Total (21+22+23)	4 689	4 716	5 777	5 809	482	438	5 295	5 371
21	Accidents between vehicle and pedestrian
22	Single vehicle accidents
23	Accidents between vehicles
	of which:								
231	- Rear-end collisions
232	- Collisions due to crossing or turning
233	- Head-on collisions
234	- Others (including collisions with parked vehicles)

Croatia - Croatie - Хорватия

1	All accidents - Total (11+12+13)	15 656	17 071	22 740	24 550	647	627	22 093	23 923
11	Accidents between vehicle and pedestrian	2 506	...	2 693	...	139	...	2 554	...
12	Single vehicle accidents	4 018	...	5 902	...	205	...	5 697	...
13	Accidents between vehicles	4 662	...	14 145	...	303	...	13 842	...
	of which:								
131	- Rear-end collisions	2 130	...	3 209	...	27	...	3 182	...
132	- Collisions due to crossing or turning	(a)	...	(a)	...	(a)	...	(a)	...
133	- Head-on collisions	2 532	...	4 850	...	172	...	4 678	...
134	- Others (including collisions with parked vehicles)	4 470	...	6 086	...	104	...	5 982	...
2	Accidents in built-up areas - Total (21+22+23)	13 204	...	18 466	...	420	...	18 046	...
21	Accidents between vehicle and pedestrian	2 399	...	2 575	...	111	...	2 464	...
22	Single vehicle accidents	2 940	...	4 240	...	129	...	4 111	...
23	Accidents between vehicles	3 789	...	11 651	...	180	...	11 471	...
	of which:								
231	- Rear-end collisions	1 802	...	2 644	...	10	...	2 634	...
232	- Collisions due to crossing or turning
233	- Head-on collisions	1 987	...	3 553	...	87	...	3 466	...
234	- Others (including collisions with parked vehicles)	4 076	...	5 454	...	83	...	5 371	...

Czech Republic - République tchèque - Чешская Республика

1	All accidents - Total (11+12+13)	26 027	26 586	35 010	35 820	1 334	1 431	33 676	34 389
11	Accidents between vehicle and pedestrian	5 074	4 959	5 443	5 320	322	304	5 121	5 016
12	Single vehicle accidents	8 004	7 966	10 954	10 814	406	452	10 548	10 362
13	Accidents between vehicles	12 949	13 661	18 613	19 686	606	675	18 007	19 011
	of which:								
131	- Rear-end collisions	2 530	2 731	3 240	3 573	60	80	3 180	3 493
132	- Collisions due to crossing or turning	4 094	4 213	5 714	5 890	147	168	5 567	5 722
133	- Head-on collisions	3 057	3 303	5 476	5 846	293	299	5 183	5 547
134	- Others (including collisions with parked vehicles)	3 268	3 414	4 183	4 377	106	128	4 077	4 249
2	Accidents in built-up areas - Total (21+22+23)	16 557	16 901	20 321	21 077	526	571	19 795	20 506
21	Accidents between vehicle and pedestrian	4 552	4 462	4 840	4 764	198	204	4 642	4 560
22	Single vehicle accidents	3 153	3 137	4 052	4 111	141	137	3 911	3 974
23	Accidents between vehicles	8 852	9 302	11 429	12 202	187	230	11 242	11 972
	of which:								
231	- Rear-end collisions	1 641	1 749	1 968	2 161	15	24	1 953	2 137
232	- Collisions due to crossing or turning	3 171	3 216	4 110	4 137	68	75	4 042	4 062
233	- Head-on collisions	1 759	1 969	2 638	3 048	54	75	2 584	2 973
234	- Others (including collisions with parked vehicles)	2 281	1 581	2 713	2 754	50	47	2 663	2 707

For notes see end of table.

Voir notes à la fin du tableau.

См. примечания в конце таблицы.

2. Road traffic accidents involving personal injury by nature of accident

2. Accidents de la circulation routière ayant entraîné des lésions corporelles par type d'accident

2. Дорожно-транспортные происшествия по типу происшествия

Unit : number - Unité : nombre - Единица: Число

Description Description Описание	Accidents		Persons killed or injured: total Personnes tuées ou blessées: total Погибшие или раненые: всего		Persons killed Personnes tuées Погибшие		Persons injured Personnes blessées Раненые	
	2001	2002	2001	2002	2001	2002	2001	2002

Denmark - Danemark - Дания

1	All accidents - Total (11+12+13)	6 861	7 126	8 896	9 254	431	463	8 465	8 791
11	Accidents between vehicle and pedestrian	790	837	855	906	48	62	807	844
12	Single vehicle accidents	1 603	1 639	2 100	2 131	116	143	1 984	1 988
13	Accidents between vehicles	4 468	4 650	5 941	6 217	267	258	5 674	5 959
	of which:								
131	- Rear-end collisions	814	861	1 119	1 188	33	58	1 086	1 130
132	- Collisions due to crossing or turning	2 810	2 966	3 529	3 772	105	114	3 424	3 658
133	- Head-on collisions	588	558	1 009	969	118	81	891	888
134	- Others (including collisions with parked vehicles)	256	265	284	288	11	5	273	283
2	Accidents in built-up areas - Total (21+22+23)	4 041	4 157	4 695	4 806	125	126	4 570	4 680
21	Accidents between vehicle and pedestrian	673	689	723	737	24	34	699	703
22	Single vehicle accidents	581	582	694	694	29	36	665	658
23	Accidents between vehicles	2 787	2 886	3 278	3 375	72	56	3 206	3 319
	of which:								
231	- Rear-end collisions	438	415	545	496	5	9	540	487
232	- Collisions due to crossing or turning	1 940	2 052	2 219	2 342	47	37	2 172	2 305
233	- Head-on collisions	204	209	290	316	15	9	275	307
234	- Others (including collisions with parked vehicles)	205	210	224	221	5	1	219	220

Estonia - Estonie - Эстония

1	All accidents - Total (11+12+13)	1 888	2 164	2 642	3 091	199	223	2 443	2 868
11	Accidents between vehicle and pedestrian	620	614	660	637	60	59	600	578
12	Single vehicle accidents	550	676	844	1 065	57	80	787	985
13	Accidents between vehicles	718	874	1 038	1 389	82	84	1 056	1 305
	of which:								
131	- Rear-end collisions	161	197	148	257	8	14	240	243
132	- Collisions due to crossing or turning	302	368	378	528	15	13	363	515
133	- Head-on collisions	222	232	463	477	55	49	408	428
134	- Others (including collisions with parked vehicles)	31	77	49	127	4	8	45	119
2	Accidents in built-up areas - Total (21+22+23)	1 068	1 271	1 286	1 577	62	64	1 224	1 513
21	Accidents between vehicle and pedestrian	521	515	549	541	28	29	521	512
22	Single vehicle accidents	170	222	233	321	19	22	214	299
23	Accidents between vehicles	377	528	504	715	15	13	489	702
	of which:								
231	- Rear-end collisions	86	120	105	143	1	5	104	138
232	- Collisions due to crossing or turning	174	257	222	317	4	1	218	316
233	- Head-on collisions	100	103	151	185	9	6	142	179
234	- Others (including collisions with parked vehicles)	17	48	26	70	1	1	25	69

Finland - Finlande - Финляндия

1	All accidents - Total (11+12+13)	6 451	6 196	8 844	8 571	433	415	8 411	8 156
11	Accidents between vehicle and pedestrian	772	655	825	722	62	40	763	682
12	Single vehicle accidents	1 946	1 913	2 682	2 650	131	146	2 551	2 504
13	Accidents between vehicles	3 733	3 628	5 337	5 199	240	229	5 097	4 970
	of which:								
131	- Rear-end collisions	517	514	753	802	4	12	749	790
132	- Collisions due to crossing or turning	2 162	2 089	2 886	2 762	91	73	2 795	2 689
133	- Head-on collisions	543	517	1 021	952	109	107	912	845
134	- Others (including collisions with parked vehicles)	511	508	677	683	36	37	641	646
2	Accidents in built-up areas - Total (21+22+23)	3 460	3 290	4 318	4 141	113	105	4 205	4 036
21	Accidents between vehicle and pedestrian	657	566	698	623	33	26	665	597
22	Single vehicle accidents	499	490	673	653	36	37	637	616
23	Accidents between vehicles	2 304	2 234	2 947	2 865	44	42	2 903	2 823
	of which:								
231	- Rear-end collisions	293	258	407	385	-	1	407	384
232	- Collisions due to crossing or turning	1 551	1 513	1 951	1 870	37	27	1 914	1 843
233	- Head-on collisions	151	168	244	281	3	6	241	275
234	- Others (including collisions with parked vehicles)	309	295	345	329	4	8	341	321

For notes see end of table.

Voir notes à la fin du tableau.

См. примечания в конце таблицы.

2. Road traffic accidents involving personal injury by nature of accident

2. Accidents de la circulation routière ayant entraîné des lésions corporelles par type d'accident

2. Дорожно-транспортные происшествия по типу происшествия

Unit : number - Unité : nombre - Единица: Число

Description Description Описание	Accidents		Persons killed or injured: total Personnes tuées ou blessées: total Погибшие или раненые: всего		Persons killed Personnes tuées Погибшие		Persons injured Personnes blessées Раненые	
	Accidents		Personnes tuées ou blessées: total		Personnes tuées		Personnes blessées	
	2001	2002	2001	2002	2001	2002	2001	2002

France - France - Франция

1	All accidents - Total (11+12+13)	116 745	105 470	161 665	145 081	7 720	7 242	153 945	137 839
11	Accidents between vehicle and pedestrian	16 947	15 568	18 504	17 103	721	736	17 783	16 367
12	Single vehicle accidents	24 717	22 919	32 750	30 135	2 875	2 669	29 875	27 466
13	Accidents between vehicles	75 081	66 983	110 411	97 843	4 124	3 837	106 287	94 006
	of which:								
131	- Rear-end collisions	11 642	11 045	15 385	14 462	315	268	15 070	14 194
132	- Collisions due to crossing or turning	34 666	31 055	46 925	41 850	1 290	1 143	45 635	40 707
133	- Head-on collisions	11 563	10 129	20 294	17 857	1 371	1 338	18 923	16 519
134	- Others (including collisions with parked vehicles)	17 210	14 754	27 807	23 674	1 148	1 088	26 659	22 586
2	Accidents in built-up areas - Total (21+22+23)	77 136	68 683	97 826	86 662	2 153	1 945	95 673	84 717
21	Accidents between vehicle and pedestrian	15 873	14 603	17 279	15 995	488	486	16 791	15 509
22	Single vehicle accidents	9 690	8 580	12 279	10 812	737	681	11 542	10 131
23	Accidents between vehicles	51 573	45 500	68 268	59 855	928	778	67 340	59 077
	of which:								
231	- Rear-end collisions	7 673	7 432	9 524	9 170	75	51	9 449	9 119
232	- Collisions due to crossing or turning	26 784	23 611	34 085	29 795	395	309	33 690	29 486
233	- Head-on collisions	6 105	5 195	9 185	7 834	228	211	8 957	7 623
234	- Others (including collisions with parked vehicles)	11 011	9 262	15 474	13 056	230	207	15 244	12 849

Georgia - Géorgie - Грузия

1	All accidents - Total (11+12+13)	1 940	2 011	2 934	3 024	558	515	2 376	2 509
11	Accidents between vehicle and pedestrian	1 499	1 421	2 163	2 060	422	380	1 741	1 680
12	Single vehicle accidents
13	Accidents between vehicles
	of which:								
131	- Rear-end collisions
132	- Collisions due to crossing or turning	24	40	35	57	-	-	35	57
133	- Head-on collisions	562	507	1 119	901	167	127	952	774
134	- Others (including collisions with parked vehicles)	42	43	69	106	7	8	62	98
2	Accidents in built-up areas - Total (21+22+23)	1 629	1 677	2 347	2 410	387	346	1 960	2 064
21	Accidents between vehicle and pedestrian
22	Single vehicle accidents
23	Accidents between vehicles
	of which:								
231	- Rear-end collisions
232	- Collisions due to crossing or turning
233	- Head-on collisions
234	- Others (including collisions with parked vehicles)

Germany - Allemagne - Германия

1	All accidents - Total (11+12+13)	375 345	362 054	501 752	483 255	6 977	6 842	494 775	476 413
11	Accidents between vehicle and pedestrian	34 485	33 699	38 132	37 260	861	826	37 271	36 434
12	Single vehicle accidents	101 023	96 600	125 176	119 929	2 830	2 868	122 346	117 061
13	Accidents between vehicles	239 837	231 755	338 444	326 066	3 286	3 148	335 158	322 918
	of which:								
131	- Rear-end collisions	63 717	60 041	93 192	88 238	329	356	92 863	87 882
132	- Collisions due to crossing or turning	104 813	103 202	139 461	137 505	1 017	956	138 444	136 549
133	- Head-on collisions	32 173	29 220	55 124	49 602	1 635	1 544	53 489	48 058
134	- Others (including collisions with parked vehicles)	39 134	39 292	50 667	50 721	305	292	50 362	50 429
2	Accidents in built-up areas - Total (21+22+23)	239 883	233 865	296 492	289 784	1 726	1 684	294 766	288 100
21	Accidents between vehicle and pedestrian	32 292	31 505	35 426	34 539	593	550	34 833	33 989
22	Single vehicle accidents	42 185	40 817	48 368	47 081	499	513	47 869	46 568
23	Accidents between vehicles	165 406	161 543	212 698	208 164	634	621	212 064	207 543
	of which:								
231	- Rear-end collisions	39 131	36 967	53 294	50 590	34	32	53 260	50 558
232	- Collisions due to crossing or turning	82 580	81 500	103 086	102 114	364	338	102 722	101 776
233	- Head-on collisions	15 241	14 150	21 932	20 435	131	160	21 801	20 275
234	- Others (including collisions with parked vehicles)	28 454	28 926	34 386	35 025	105	91	34 281	34 934

For notes see end of table.

Voir notes à la fin du tableau.

См. примечания в конце таблицы.

2. Road traffic accidents involving personal injury by nature of accident

2. Accidents de la circulation routière ayant entraîné des lésions corporelles par type d'accident

2. Дорожно-транспортные происшествия по типу происшествия

Unit : number - Unité : nombre - Единица: Число

Description Description Описание	Accidents		Persons killed or injured: total Personnes tuées ou blessées: total Погибшие или раненые: всего		Persons killed Personnes tuées Погибшие		Persons injured Personnes blessées Раненые	
	2001	2002	2001	2002	2001	2002	2001	2002

Hungary - Hongrie - Венгрия

1	All accidents - Total (11+12+13)	18 505	19 686	25 388	27 407	1 239	1 429	24 149	25 978
11	Accidents between vehicle and pedestrian	3 922	3 933	4 232	4 235	349	362	3 883	3 873
12	Single vehicle accidents	4 139	4 276	6 149	6 426	277	288	5 872	6 138
13	Accidents between vehicles	10 444	11 477	15 007	16 746	613	779	14 394	15 967
	of which:								
131	- Rear-end collisions	2 561	2 485	3 425	3 377	142	149	3 283	3 228
132	- Collisions due to crossing or turning	4 756	5 434	6 433	7 384	170	204	6 263	7 180
133	- Head-on collisions	2 100	2 261	3 858	4 242	253	360	3 605	3 882
134	- Others (including collisions with parked vehicles)	1 027	1 297	1 291	1 743	48	66	1 243	1 677
2	Accidents in built-up areas - Total (21+22+23)	12 853	13 606	15 995	17 151	544	523	15 451	16 628
21	Accidents between vehicle and pedestrian	3 438	3 491	3 708	3 747	213	224	3 495	3 523
22	Single vehicle accidents	1 870	1 922	2 558	2 666	97	81	2 461	2 585
23	Accidents between vehicles	7 545	8 193	9 729	10 738	234	218	9 495	10 520
	of which:								
231	- Rear-end collisions	1 551	1 484	1 908	1 813	45	37	1 863	1 776
232	- Collisions due to crossing or turning	4 102	4 633	5 254	6 047	110	98	5 144	5 949
233	- Head-on collisions	1 090	1 096	1 632	1 690	50	55	1 582	1 635
234	- Others (including collisions with parked vehicles)	802	980	935	1 188	29	28	906	1 160

Iceland - Islande - Исландия

1	All accidents - Total (11+12+13)	863	...	1 302	...	24	...	1 278	...
11	Accidents between vehicle and pedestrian	120	...	126	...	1	...	125	...
12	Single vehicle accidents	311	...	440	...	8	...	432	...
13	Accidents between vehicles	432	...	736	...	15	...	721	...
	of which:								
131	- Rear-end collisions	163	...	251	...	1	...	250	...
132	- Collisions due to crossing or turning	194	...	336	...	3	...	333	...
133	- Head-on collisions	54	...	120	...	9	...	111	...
134	- Others (including collisions with parked vehicles)	21	...	29	...	2	...	27	...
2	Accidents in built-up areas - Total (21+22+23)	603	...	855	...	7	...	848	...
21	Accidents between vehicle and pedestrian	117	...	123	...	1	...	122	...
22	Single vehicle accidents	112	...	141	...	1	...	140	...
23	Accidents between vehicles	374	...	591	...	5	...	586	...
	of which:								
231	- Rear-end collisions	152	...	223	...	1	...	222	...
232	- Collisions due to crossing or turning	182	...	314	...	2	...	312	...
233	- Head-on collisions	24	...	35	...	2	...	33	...
234	- Others (including collisions with parked vehicles)	16	...	19	...	-	...	19	...

Ireland - Irlande - Ирландия

1	All accidents - Total (11+12+13)	6 909	6 625	10 633	9 582	411	376	10 222	9 206
11	Accidents between vehicle and pedestrian	1 138	1 138	...	1 224	...	87	...	1 137
12	Single vehicle accidents	1 292	1 119	...	1 549	...	114	...	1 435
13	Accidents between vehicles	4 479	4 368	...	6 809	...	175	...	6 634
	of which:								
131	- Rear-end collisions	1 051	1 027	...	1 568	...	11	...	1 557
132	- Collisions due to crossing or turning	857	1 155	...	1 678	...	28	...	1 650
133	- Head-on collisions	1 315	1 361	...	2 408	...	111	...	2 297
134	- Others (including collisions with parked vehicles)	1 256	825	...	1 155	...	25	...	1 130
2	Accidents in built-up areas - Total (21+22+23)	3 829	3 567	...	4 603	...	103	...	4 500
21	Accidents between vehicle and pedestrian	985	973	...	1 047	...	44	...	1 003
22	Single vehicle accidents	386	308	...	418	...	21	...	397
23	Accidents between vehicles	2 458	2 286	...	3 138	...	38	...	3 100
	of which:								
231	- Rear-end collisions	632	588	...	818	...	4	...	814
232	- Collisions due to crossing or turning	538	705	...	944	...	6	...	938
233	- Head-on collisions	496	487	...	724	...	19	...	705
234	- Others (including collisions with parked vehicles)	792	506	...	652	...	9	...	643

For notes see end of table.

Voir notes à la fin du tableau.

См. примечания в конце таблицы.

2. Road traffic accidents involving personal injury by nature of accident

2. Accidents de la circulation routière ayant entraîné des lésions corporelles par type d'accident

2. Дорожно-транспортные происшествия по типу происшествия

Unit : number - Unité : nombre - Единица: Число

Description Description Описание	Accidents		Persons killed or injured: total Personnes tuées ou blessées: total Погибшие или раненые: всего		Persons killed Personnes tuées Погибшие		Persons injured Personnes blessées Раненые	
	2001	2002	2001	2002	2001	2002	2001	2002

Israel - Israël - Израиль

1	All accidents - Total (11+12+13)	18 140	18 490	37 589	38 204	542	525	37 047	37 679
11	Accidents between vehicle and pedestrian	2 680	2 617	3 176	3 083	173	177	3 003	2 906
12	Single vehicle accidents	1 821	1 799	3 662	3 412	111	91	3 551	3 321
13	Accidents between vehicles	13 360	13 901	30 344	31 424	257	252	30 087	31 172
	of which:								
131	- Rear-end collisions	1 927	2 065	5 388	5 859	38	31	5 350	5 828
132	- Collisions due to crossing or turning	10 372	10 769	22 060	22 747	123	133	21 937	22 614
133	- Head-on collisions	874	859	2 536	2 449	90	77	2 446	2 372
134	- Others (including collisions with parked vehicles)	187	208	360	369	6	11	354	358
2	Accidents in built-up areas - Total (21+22+23)	13 330	13 553	24 367	24 555	192	207	24 175	24 348
21	Accidents between vehicle and pedestrian	2 497	2 444	2 917	2 838	116	115	2 801	2 723
22	Single vehicle accidents	986	980	1 847	1 694	28	29	1 819	1 665
23	Accidents between vehicles	9 670	10 006	19 322	19 849	47	59	19 275	19 790
	of which:								
231	- Rear-end collisions	1 119	1 188	2 645	2 848	4	4	2 641	2 844
232	- Collisions due to crossing or turning	7 858	8 100	15 069	15 417	34	42	15 035	15 375
233	- Head-on collisions	521	535	1 287	1 277	5	6	1 282	1 271
234	- Others (including collisions with parked vehicles)	172	183	321	307	4	7	317	300

Italy - Italie - Италия

1	All accidents - Total (11+12+13)	235 142	237 812	341 361	344 614	6 682	6 736	334 679	337 878
11	Accidents between vehicle and pedestrian	16 427	15 872	19 320	18 605	836	1 031	18 484	17 574
12	Single vehicle accidents	37 577	38 558	49 320	49 904	1 949	1 794	47 371	48 110
13	Accidents between vehicles	181 138	183 472	272 721	276 105	3 897	3 911	268 824	272 194
	of which:								
131	- Rear-end collisions	42 683	45 545	69 159	73 505	656	744	68 503	72 761
132	- Collisions due to crossing or turning	113 279	112 968	162 552	161 919	1 995	1 939	160 557	159 980
133	- Head-on collisions	16 960	17 223	29 458	30 031	1 057	1 075	28 401	28 956
134	- Others (including collisions with parked vehicles)	8 216	7 736	11 552	10 650	189	153	11 363	10 497
2	Accidents in built-up areas - Total (21+22+23)	179 817	175 000	246 509	239 243	3 096	2 901	243 413	236 342
21	Accidents between vehicle and pedestrian	15 654	15 033	18 364	17 682	683	858	17 681	16 824
22	Single vehicle accidents	21 538	20 246	26 245	24 420	730	597	25 515	23 823
23	Accidents between vehicles	142 625	139 721	201 900	197 141	1 683	1 446	200 217	195 695
	of which:								
231	- Rear-end collisions	28 312	28 766	42 163	42 734	210	206	41 953	42 528
232	- Collisions due to crossing or turning	95 724	92 854	131 949	127 607	1 016	870	130 933	126 737
233	- Head-on collisions	12 034	11 787	18 957	18 521	384	312	18 573	18 209
234	- Others (including collisions with parked vehicles)	6 555	6 314	8 831	8 279	73	58	8 758	8 221

Kazakhstan - Kazakhstan - Казахстан

1	All accidents - Total (11+12+13)	12 163	12 967	16 576	18 039	2 219	2 410	14 357	15 629
11	Accidents between vehicle and pedestrian	6 437	6 777	6 370	7 281	778	925	5 392	6 356
12	Single vehicle accidents	2 152	2 170	2 912	3 587	487	614	2 312	2 973
13	Accidents between vehicles	3 574	4 020	5 250	7 171	640	871	4 347	6 300
	of which:								
131	- Rear-end collisions	495	286	773	446	51	35	667	411
132	- Collisions due to crossing or turning	1 134	1 638	1 634	2 520	136	180	1 347	2 340
133	- Head-on collisions	1 193	1 074	2 039	2 426	374	459	1 668	1 967
134	- Others (including collisions with parked vehicles)	719	906	836	1 580	86	186	686	1 394
2	Accidents in built-up areas - Total (21+22+23)	9 208	9 640	11 344	12 030	1 055	1 111	10 289	10 919
21	Accidents between vehicle and pedestrian	5 748	5 831	5 766	6 224	520	660	4 946	5 564
22	Single vehicle accidents	846	1 023	1 116	1 570	137	155	842	1 415
23	Accidents between vehicles	2 596	2 786	3 700	4 236	318	296	3 158	3 940
	of which:								
231	- Rear-end collisions	303	314	430	453	29	25	344	428
232	- Collisions due to crossing or turning	1 133	1 411	1 573	2 012	113	129	1 288	1 883
233	- Head-on collisions	616	464	1 021	850	116	67	873	783
234	- Others (including collisions with parked vehicles)	564	531	725	856	69	69	652	787

For notes see end of table.

Voir notes à la fin du tableau.

См. примечания в конце таблицы.

2. Road traffic accidents involving personal injury by nature of accident

2. Accidents de la circulation routière ayant entraîné des lésions corporelles par type d'accident

2. Дорожно-транспортные происшествия по типу происшествия

Unit : number - Unité : nombre - Единица: Число

Description Description Описание	Accidents		Persons killed or injured: total		Persons killed		Persons injured	
	Accidents		Personnes tuées ou blessées: total		Personnes tuées		Personnes blessées	
	Проишествия		Погибшие или раненые: всего		Погибшие		Раненые	
	2001	2002	2001	2002	2001	2002	2001	2002

Kyrgyzstan - Kirghizistan - Кыргызстан

1	All accidents - Total (11+12+13)	3 122	2 966	4 511	4 286	703	725	3 808	3 561
11	Accidents between vehicle and pedestrian	1 732	1 642	1 904	1 798	354	366	1 550	1 432
12	Single vehicle accidents	466	426	930	844	153	158	777	686
13	Accidents between vehicles	892	860	1 638	1 604	186	198	1 452	1 406
	of which:								
131	- Rear-end collisions
132	- Collisions due to crossing or turning
133	- Head-on collisions
134	- Others (including collisions with parked vehicles)	32	38	39	40	10	3	29	37
2	Accidents in built-up areas - Total (21+22+23)	1 909	1 681	2 456	2 126	256	253	2 200	1 873
21	Accidents between vehicle and pedestrian
22	Single vehicle accidents
23	Accidents between vehicles
	of which:								
231	- Rear-end collisions
232	- Collisions due to crossing or turning
233	- Head-on collisions
234	- Others (including collisions with parked vehicles)

Latvia - Lettonie - Латвия

1	All accidents - Total (11+12+13)	4 766	5 083	6 369	6 818	517	518	5 852	6 300
11	Accidents between vehicle and pedestrian	1 707	1 801	1 843	1 879	186	181	1 657	1 698
12	Single vehicle accidents	1 177	1 324	1 734	2 021	155	184	1 579	1 837
13	Accidents between vehicles	1 882	1 958	2 792	2 918	176	153	2 616	2 765
	of which:								
131	- Rear-end collisions
132	- Collisions due to crossing or turning
133	- Head-on collisions
134	- Others (including collisions with parked vehicles)
2	Accidents in built-up areas - Total (21+22+23)	3 269	3 306	3 932	4 015	172	167	3 760	3 848
21	Accidents between vehicle and pedestrian	1 510	1 530	1 554	1 591	79	82	1 475	1 509
22	Single vehicle accidents	510	472	669	656	39	47	630	609
23	Accidents between vehicles	1 249	1 304	1 709	1 768	54	38	1 655	1 730
	of which:								
231	- Rear-end collisions
232	- Collisions due to crossing or turning
233	- Head-on collisions
234	- Others (including collisions with parked vehicles)

Lithuania - Lituanie - Литва

1	All accidents - Total (11+12+13)	5 972	6 091	7 809	8 125	706	697	7 103	7 428
11	Accidents between vehicle and pedestrian	2 256	...	2 360	...	248	...	2 112	...
12	Single vehicle accidents	1 363	...	2 088	...	202	...	1 886	...
13	Accidents between vehicles	2 237	...	3 216	...	242	...	2 974	...
	of which:								
131	- Rear-end collisions	366	...	490	...	48	...	442	...
132	- Collisions due to crossing or turning	1 078	...	1 470	...	62	...	1 408	...
133	- Head-on collisions	476	...	862	...	80	...	782	...
134	- Others (including collisions with parked vehicles)	317	...	394	...	52	...	342	...
2	Accidents in built-up areas - Total (21+22+23)	4 357	4 226	5 388	5 268	372	312	5 016	4 956
21	Accidents between vehicle and pedestrian	1 990	...	2 076	...	147	...	1 929	...
22	Single vehicle accidents	713	...	1 114	...	114	...	1 000	...
23	Accidents between vehicles	1 575	...	2 112	...	101	...	2 011	...
	of which:								
231	- Rear-end collisions	233	...	305	...	16	...	289	...
232	- Collisions due to crossing or turning	853	...	1 116	...	39	...	1 077	...
233	- Head-on collisions	261	...	423	...	28	...	395	...
234	- Others (including collisions with parked vehicles)	226	...	268	...	18	...	250	...

For notes see end of table.

Voir notes à la fin du tableau.

См. примечания в конце таблицы.

2. Road traffic accidents involving personal injury by nature of accident

2. Accidents de la circulation routière ayant entraîné des lésions corporelles par type d'accident

2. Дорожно-транспортные происшествия по типу происшествия

Unit : number - Unité : nombre - Единица: Число

Description Description Описание	Accidents		Persons killed or injured: total Personnes tuées ou blessées: total Погибшие или раненые: всего		Persons killed Personnes tuées Погибшие		Persons injured Personnes blessées Раненые	
	2001	2002	2001	2002	2001	2002	2001	2002

Luxembourg - Luxembourg - Люксембург

1	All accidents - Total (11+12+13)	774	771	1 246	1 162	70	62	1 176	1 100
11	Accidents between vehicle and pedestrian	104	109	110	124	11	6	99	118
12	Single vehicle accidents	250	219	326	291	32	25	294	260
13	Accidents between vehicles	420	443	810	747	27	31	783	722
	of which:								
131	- Rear-end collisions
132	- Collisions due to crossing or turning
133	- Head-on collisions
134	- Others (including collisions with parked vehicles)
2	Accidents in built-up areas - Total (21+22+23)	315	366	457	521	17	20	440	501
21	Accidents between vehicle and pedestrian	94	99	98	112	10	5	88	107
22	Single vehicle accidents	62	66	80	92	4	9	76	83
23	Accidents between vehicles	159	201	279	317	3	6	276	311
	of which:								
231	- Rear-end collisions
232	- Collisions due to crossing or turning
233	- Head-on collisions
234	- Others (including collisions with parked vehicles)

Malta - Malte - Мальта

1	All accidents - Total (11+12+13)	13 372	14 062	1 231	1 312	16	16	1 215	1 296
11	Accidents between vehicle and pedestrian	216	249	6	...	210	...
12	Single vehicle accidents
13	Accidents between vehicles
	of which:								
131	- Rear-end collisions
132	- Collisions due to crossing or turning
133	- Head-on collisions
134	- Others (including collisions with parked vehicles)
2	Accidents in built-up areas - Total (21+22+23)
21	Accidents between vehicle and pedestrian
22	Single vehicle accidents
23	Accidents between vehicles
	of which:								
231	- Rear-end collisions
232	- Collisions due to crossing or turning
233	- Head-on collisions
234	- Others (including collisions with parked vehicles)

Netherlands - Pays-Bas - Нидерланды

1	All accidents - Total (11+12+13)	35 313	...	43 895	...	1 085	...	42 810	...
11	Accidents between vehicle and pedestrian	2 286	...	2 539	...	100	...	2 439	...
12	Single vehicle accidents	7 205	...	8 625	...	335	...	8 290	...
13	Accidents between vehicles	25 822	...	32 639	...	558	...	32 081	...
	of which:								
131	- Rear-end collisions	5 720	...	8 744	...	59	...	7 785	...
132	- Collisions due to crossing or turning	16 279	...	19 556	...	340	...	19 216	...
133	- Head-on collisions	2 806	...	4 095	...	142	...	3 953	...
134	- Others (including collisions with parked vehicles)	1 017	...	1 144	...	17	...	1 127	...
2	Accidents in built-up areas - Total (21+22+23)	22 641	...	26 533	...	329	...	26 204	...
21	Accidents between vehicle and pedestrian	2 071	...	2 278	...	70	...	2 208	...
22	Single vehicle accidents	3 106	...	3 590	...	71	...	3 519	...
23	Accidents between vehicles	17 801	...	21 080	...	194	...	20 886	...
	of which:								
231	- Rear-end collisions	2 755	...	3 474	...	13	...	3 461	...
232	- Collisions due to crossing or turning	12 349	...	14 252	...	156	...	14 069	...
233	- Head-on collisions	1 814	...	2 378	...	17	...	2 361	...
234	- Others (including collisions with parked vehicles)	883	...	976	...	8	...	968	...

For notes see end of table.

Voir notes à la fin du tableau.

См. примечания в конце таблицы.

2. Road traffic accidents involving personal injury by nature of accident

2. Accidents de la circulation routière ayant entraîné des lésions corporelles par type d'accident

2. Дорожно-транспортные происшествия по типу происшествия

Unit : number - Unité : nombre - Единица: Число

Description Description Описание	Accidents		Persons killed or injured: total Personnes tuées ou blessées: total Погибшие или раненые: всего		Persons killed Personnes tuées Погибшие		Persons injured Personnes blessées Раненые	
	2001	2002	2001	2002	2001	2002	2001	2002

Norway - Norvège - Норвегия

1	All accidents - Total (11+12+13)	8 244	8 724	11 797	12 705	275	310	11 522	12 395
11	Accidents between vehicle and pedestrian	946	931	1 062	1 012	48	33	1 014	979
12	Single vehicle accidents	2 538	2 627	3 389	3 563	99	110	3 290	3 453
13	Accidents between vehicles	4 760	5 166	7 346	8 130	128	167	7 218	7 963
	of which:								
131	- Rear-end collisions	1 395	1 417	2 305	2 341	7	6	2 298	2 335
132	- Collisions due to crossing or turning	1 607	1 728	2 210	2 339	10	24	2 200	2 315
133	- Head-on collisions	1 171	1 353	2 074	2 547	99	124	1 975	2 423
134	- Others (including collisions with parked vehicles)	559	651	715	878	12	13	703	865
2	Accidents in built-up areas - Total (21+22+23)	1 693	1 676	2 223	2 131	27	33	2 196	2 098
21	Accidents between vehicle and pedestrian	380	362	418	393	13	12	405	381
22	Single vehicle accidents	250	256	324	322	8	4	316	318
23	Accidents between vehicles	1 063	1 058	1 481	1 416	6	17	1 475	1 399
	of which:								
231	- Rear-end collisions	264	248	408	369	-	1	408	368
232	- Collisions due to crossing or turning	526	494	681	625	2	10	679	615
233	- Head-on collisions	154	182	247	259	1	3	246	256
234	- Others (including collisions with parked vehicles)	118	133	144	162	3	3	141	159

Poland - Pologne - Польша

1	All accidents - Total (11+12+13)	53 799	53 559	73 728	73 325	5 534	5 827	68 194	67 498
11	Accidents between vehicle and pedestrian	18 704	18 074	19 948	19 287	1 858	1 941	18 090	17 346
12	Single vehicle accidents	10 868	10 702	16 562	17 207	1 344	1 519	15 218	15 688
13	Accidents between vehicles	24 227	24 117	37 218	36 830	2 332	2 367	34 886	34 463
	of which:								
131	- Rear-end collisions	5 593	5 440	7 539	7 477	392	404	7 147	7 073
132	- Collisions due to crossing or turning	12 538	12 630	18 058	18 160	851	841	17 207	17 319
133	- Head-on collisions	6 096	6 047	11 621	11 193	1 089	1 122	10 532	10 071
134	- Others (including collisions with parked vehicles)
2	Accidents in built-up areas - Total (21+22+23)	38 690	38 652	49 008	49 140	2 528	2 762	46 480	46 378
21	Accidents between vehicle and pedestrian
22	Single vehicle accidents
23	Accidents between vehicles
	of which:								
231	- Rear-end collisions
232	- Collisions due to crossing or turning
233	- Head-on collisions
234	- Others (including collisions with parked vehicles)

Portugal - Portugal - Португалия ¹

1	All accidents - Total (11+12+13)	42 521	42 219	58 510	58 054	1 466	1 469	57 044	56 585
11	Accidents between vehicle and pedestrian	7 178	7 014	7 906	7 680	294	297	7 612	7 383
12	Single vehicle accidents	6 403	6 659	9 070	9 299	323	279	8 747	9 020
13	Accidents between vehicles	28 940	28 546	41 534	41 375	849	893	40 685	40 182
	of which:								
131	- Rear-end collisions	3 972	4 028	5 404	5 606	62	79	5 342	5 527
132	- Collisions due to crossing or turning	9 773	9 383	13 582	12 841	191	199	13 391	12 642
133	- Head-on collisions	7 977	7 783	12 761	12 652	341	350	12 420	12 302
134	- Others (including collisions with parked vehicles)	7 218	7 352	9 787	9 976	255	265	9 532	9 711
2	Accidents in built-up areas - Total (21+22+23)	28 735	27 983
21	Accidents between vehicle and pedestrian	6 571	6 447
22	Single vehicle accidents	2 445	2 407
23	Accidents between vehicles	19 719	19 129
	of which:								
231	- Rear-end collisions	2 264	2 255
232	- Collisions due to crossing or turning	7 193	6 815
233	- Head-on collisions	5 898	5 679
234	- Others (including collisions with parked vehicles)	4 364	4 380

For notes see end of table.

Voir notes à la fin du tableau.

См. примечания в конце таблицы.

2. Road traffic accidents involving personal injury by nature of accident

2. Accidents de la circulation routière ayant entraîné des lésions corporelles par type d'accident

2. Дорожно-транспортные происшествия по типу происшествия

Unit : number - Unité : nombre - Единица: Число

Description Description Описание	Accidents		Persons killed or injured: total Personnes tuées ou blessées: total Погибшие или раненые: всего		Persons killed Personnes tuées Погибшие		Persons injured Personnes blessées Раненые	
	Accidents		Personnes tuées ou blessées: total		Personnes tuées		Personnes blessées	
	2001	2002	2001	2002	2001	2002	2001	2002

Republic of Moldova - République de Moldova - Республика Молдова

1	All accidents - Total (11+12+13)	2 765	...	3 810	...	420	...	3 390	...
11	Accidents between vehicle and pedestrian	1 330	...	1 412	...	169	...	1 243	...
12	Single vehicle accidents	508	...	862	...	125	...	737	...
13	Accidents between vehicles	927	...	1 536	...	126	...	1 410	...
	of which:								
131	- Rear-end collisions
132	- Collisions due to crossing or turning
133	- Head-on collisions
134	- Others (including collisions with parked vehicles)
2	Accidents in built-up areas - Total (21+22+23)	2 003	...	2 526	...	188	...	2 338	...
21	Accidents between vehicle and pedestrian	1 092	...	1 145	...	94	...	1 051	...
22	Single vehicle accidents	271	...	421	...	46	...	375	...
23	Accidents between vehicles	640	...	960	...	48	...	912	...
	of which:								
231	- Rear-end collisions
232	- Collisions due to crossing or turning
233	- Head-on collisions
234	- Others (including collisions with parked vehicles)

Romania - Roumanie - Румыния

1	All accidents - Total (11+12+13)	7 244	7 047	8 424	8 175	2 461	2 398	5 963	5 777
11	Accidents between vehicle and pedestrian	3 776	3 725	3 975	3 916	1 119	1 103	2 856	2 813
12	Single vehicle accidents	1 294	1 181	1 592	1 448	489	451	1 103	997
13	Accidents between vehicles	2 174	2 141	2 857	2 811	853	844	2 004	1 967
	of which:								
131	- Rear-end collisions	301	229	380	288	103	70	277	218
132	- Collisions due to crossing or turning	939	933	1 111	1 098	296	312	815	786
133	- Head-on collisions	678	870	1 059	1 296	349	413	710	883
134	- Others (including collisions with parked vehicles)	256	109	307	129	105	49	202	80
2	Accidents in built-up areas - Total (21+22+23)	6 212	6 083	7 059	6 880	1 930	1 916	5 129	4 964
21	Accidents between vehicle and pedestrian	3 522	3 464	3 669	3 614	974	970	2 695	2 644
22	Single vehicle accidents	954	920	1 162	1 132	339	341	823	791
23	Accidents between vehicles	1 736	1 699	2 228	2 134	617	605	1 611	1 529
	of which:								
231	- Rear-end collisions	221	187	272	223	73	51	199	172
232	- Collisions due to crossing or turning	801	831	931	968	226	271	705	697
233	- Head-on collisions	513	594	787	844	242	248	545	596
234	- Others (including collisions with parked vehicles)	201	87	238	99	76	35	162	64

Russian Federation - Fédération de Russie - Российская Федерация

1	All accidents - Total (11+12+13)	164 403	184 365	218 706	248 921	30 916	33 243	187 790	215 678
11	Accidents between vehicle and pedestrian	79 926	84 773	85 236	90 607	13 572	13 828	71 664	76 779
12	Single vehicle accidents	33 201	39 582	48 739	58 488	6 861	7 668	41 878	50 820
13	Accidents between vehicles	51 276	60 010	84 731	99 826	10 483	11 747	74 248	88 079
	of which:								
131	- Rear-end collisions	6 209	7 894	8 957	11 661	683	921	8 274	10 740
132	- Collisions due to crossing or turning	11 692	14 265	17 392	21 318	925	1 015	16 467	20 303
133	- Head-on collisions	15 859	18 043	31 665	36 382	5 197	5 667	26 468	30 715
134	- Others (including collisions with parked vehicles)	17 516	19 808	26 717	30 465	3 678	4 144	23 039	26 321
2	Accidents in built-up areas - Total (21+22+23)	118 234	131 653	144 977	163 428	15 505	16 344	129 472	147 084
21	Accidents between vehicle and pedestrian	69 843	74 447	74 340	79 355	9 400	9 535	64 940	69 820
22	Single vehicle accidents	16 384	19 353	23 078	27 316	2 758	3 036	20 320	24 280
23	Accidents between vehicles	32 007	37 853	47 559	56 757	3 347	3 773	44 212	52 984
	of which:								
231	- Rear-end collisions	3 884	4 808	5 293	6 496	268	289	5 025	6 207
232	- Collisions due to crossing or turning	9 277	11 360	13 197	16 262	435	548	12 762	15 714
233	- Head-on collisions	7 731	9 035	13 568	16 199	1 286	1 399	12 282	14 800
234	- Others (including collisions with parked vehicles)	11 115	12 650	15 501	17 800	1 358	1 537	14 143	16 263

For notes see end of table.

Voir notes à la fin du tableau.

См. примечания в конце таблицы.

2. Road traffic accidents involving personal injury by nature of accident

2. Accidents de la circulation routière ayant entraîné des lésions corporelles par type d'accident

2. Дорожно-транспортные происшествия по типу происшествия

Unit : number - Unité : nombre - Единица: Число

Description Description Описание	Accidents		Persons killed or injured: total Personnes tuées ou blessées: total Погибшие или раненые: всего		Persons killed Personnes tuées Погибшие		Persons injured Personnes blessées Раненые	
	2001	2002	2001	2002	2001	2002	2001	2002

Serbia and Montenegro - Serbie-et-Monténégro - Сербия и Черногория

1	All accidents - Total (11+12+13)	61 493	...	21 146	...	1 273	...	19 873	...
11	Accidents between vehicle and pedestrian	4 053
12	Single vehicle accidents	8 196
13	Accidents between vehicles	8 196
	of which:								
131	- Rear-end collisions	49 244
132	- Collisions due to crossing or turning	16 510
133	- Head-on collisions	8 840
134	- Others (including collisions with parked vehicles)	9 026
2	Accidents in built-up areas - Total (21+22+23)	55 707	...	18 004	...	953	...	17 051	...
21	Accidents between vehicle and pedestrian
22	Single vehicle accidents
23	Accidents between vehicles
	of which:								
231	- Rear-end collisions
232	- Collisions due to crossing or turning
233	- Head-on collisions
234	- Others (including collisions with parked vehicles)

Slovakia - Slovaquie - Словакия

1	All accidents - Total (11+12+13)	8 181	7 866	11 453	10 873	614	610	10 839	10 263
11	Accidents between vehicle and pedestrian	1 009	1 027	1 036	1 050	49	44	987	1 006
12	Single vehicle accidents
13	Accidents between vehicles	3 580	3 477	5 573	5 361	251	277	5 322	5 084
	of which:								
131	- Rear-end collisions	538	588	727	824	31	38	696	786
132	- Collisions due to crossing or turning	2 080	2 040	2 940	2 876	92	90	2 848	2 786
133	- Head-on collisions	962	849	1 906	1 661	128	149	1 778	1 512
134	- Others (including collisions with parked vehicles)
2	Accidents in built-up areas - Total (21+22+23)	5 565	5 291	7 118	6 624	294	268	6 824	6 356
21	Accidents between vehicle and pedestrian	2 017	...	134	...	1 883
22	Single vehicle accidents
23	Accidents between vehicles
	of which:								
231	- Rear-end collisions
232	- Collisions due to crossing or turning
233	- Head-on collisions
234	- Others (including collisions with parked vehicles)

Slovenia - Slovénie - Словения

1	All accidents - Total (11+12+13)	9 199	10 199	12 951	14 198	278	268	12 673	13 930
11	Accidents between vehicle and pedestrian	636	...	705	...	44	...	661	...
12	Single vehicle accidents	812	...	1 058	...	33	...	1 025	...
13	Accidents between vehicles	7 751	...	11 188	...	201	...	10 987	...
	of which:								
131	- Rear-end collisions	1 648	...	2 449	...	4	...	2 445	...
132	- Collisions due to crossing or turning	2 499	...	3 455	...	60	...	3 395	...
133	- Head-on collisions	1 811	...	2 990	...	82	...	2 908	...
134	- Others (including collisions with parked vehicles)	1 793	...	2 294	...	55	...	2 239	...
2	Accidents in built-up areas - Total (21+22+23)	5 123	5 809	6 779	7 715	91	81	6 688	7 634
21	Accidents between vehicle and pedestrian	525	578	576	611	26	20	550	591
22	Single vehicle accidents	373	384	456	479	12	5	444	474
23	Accidents between vehicles	4 225	4 847	5 747	6 625	53	56	5 694	6 569
	of which:								
231	- Rear-end collisions	911	1 023	1 297	1 457	-	3	1 297	1 454
232	- Collisions due to crossing or turning	1 536	1 858	2 006	2 488	18	18	1 988	2 470
233	- Head-on collisions	1 004	1 098	1 502	1 633	24	17	1 478	1 616
234	- Others (including collisions with parked vehicles)	774	868	942	1 047	11	18	931	1 029

For notes see end of table.

Voir notes à la fin du tableau.

См. примечания в конце таблицы.

2. Road traffic accidents involving personal injury by nature of accident

2. Accidents de la circulation routière ayant entraîné des lésions corporelles par type d'accident

2. Дорожно-транспортные происшествия по типу происшествия

Unit : number - Unité : nombre - Единица: Число

Description Description Описание	Accidents		Persons killed or injured: total Personnes tuées ou blessées: total Погибшие или раненые: всего		Persons killed Personnes tuées Погибшие		Persons injured Personnes blessées Раненые	
	Accidents		Personnes tuées ou blessées: total		Personnes tuées		Personnes blessées	
	2001	2002	2001	2002	2001	2002	2001	2002

Spain - Espagne - Испания

1	All accidents - Total (11+12+13)	100 393	98 433	155 116	152 264	5 517	5 347	149 599	146 917
11	Accidents between vehicle and pedestrian	11 668	11 633	13 834	13 686	817	761	13 017	12 925
12	Single vehicle accidents	25 639	25 563	38 826	38 692	2 115	2 017	36 711	36 675
13	Accidents between vehicles	63 086	61 264	102 456	99 886	2 585	2 569	99 871	97 317
	of which:								
131	- Rear-end collisions	17 236	17 216	29 415	29 678	382	429	29 033	29 249
132	- Collisions due to crossing or turning	34 963	33 401	54 028	51 862	1 173	1 118	52 855	50 744
133	- Head-on collisions	5 959	5 509	12 441	11 589	833	851	11 608	10 738
134	- Others (including collisions with parked vehicles)	4 928	5 138	6 572	6 757	197	171	6 375	6 586
2	Accidents in built-up areas - Total (21+22+23)	54 910	53 562	75 416	73 747	974	912	74 442	72 835
21	Accidents between vehicle and pedestrian	10 007	10 055	11 781	11 773	372	341	11 409	11 432
22	Single vehicle accidents	5 482	5 291	7 320	7 094	221	197	7 099	6 897
23	Accidents between vehicles	39 421	38 216	56 315	54 880	381	374	55 934	54 506
	of which:								
231	- Rear-end collisions	9 528	9 447	14 327	14 439	50	51	14 277	14 388
232	- Collisions due to crossing or turning	24 120	22 932	34 065	32 489	215	213	33 850	32 276
233	- Head-on collisions	2 209	1 955	3 527	3 200	61	58	3 466	3 142
234	- Others (including collisions with parked vehicles)	3 564	3 882	4 396	4 752	55	52	4 341	4 700

Sweden - Suède - Швеция

1	All accidents - Total (11+12+13)	15 796	16 947	22 913	25 307	583	560	22 330	24 747
11	Accidents between vehicle and pedestrian	1 500	1 599	1 711	1 842	86	58	1 625	1 784
12	Single vehicle accidents	5 211	5 633	6 944	7 699	225	200	6 719	7 499
13	Accidents between vehicles	9 085	9 715	14 258	15 766	272	302	13 986	15 464
	of which:								
131	- Rear-end collisions	2 029	2 136	3 474	3 773	13	21	3 461	3 752
132	- Collisions due to crossing or turning	4 509	4 728	6 771	7 354	73	85	6 698	7 269
133	- Head-on collisions	967	1 090	1 812	2 063	143	147	1 669	1 916
134	- Others (including collisions with parked vehicles)	1 580	1 761	2 201	2 576	43	49	2 158	2 527
2	Accidents in built-up areas - Total (21+22+23)	8 915	9 197	12 135	12 829	180	146	11 955	12 683
21	Accidents between vehicle and pedestrian	1 343	1 422	1 520	1 631	49	33	1 471	1 598
22	Single vehicle accidents	1 668	1 722	2 048	2 207	63	59	1 985	2 148
23	Accidents between vehicles	5 904	6 053	8 567	8 991	68	54	8 499	8 937
	of which:								
231	- Rear-end collisions	1 200	1 189	1 944	1 986	2	3	1 942	1 986
232	- Collisions due to crossing or turning	3 456	3 480	4 879	5 041	43	33	4 836	5 008
233	- Head-on collisions	302	342	493	545	11	9	482	536
234	- Others (including collisions with parked vehicles)	946	1 042	1 251	1 416	12	9	1 239	1 407

Switzerland - Suisse - Швейцария

1	All accidents - Total (11+12+13)	23 896	23 647	30 704	30 287	544	513	30 160	29 774
11	Accidents between vehicle and pedestrian	2 507	2 398	2 754	2 681	94	91	2 660	2 590
12	Single vehicle accidents	2 166	2 046	2 466	2 312	57	68	2 409	2 244
13	Accidents between vehicles	19 223	19 203	25 484	25 294	393	354	25 091	24 940
	of which:								
131	- Rear-end collisions	4 595	4 930	6 500	6 996	18	12	6 482	6 984
132	- Collisions due to crossing or turning	4 715	4 626	5 862	5 671	41	30	5 821	5 641
133	- Head-on collisions	3 345	3 269	4 618	4 463	84	73	4 534	4 390
134	- Others (including collisions with parked vehicles)	6 568	6 378	8 504	8 164	250	239	8 254	7 925
2	Accidents in built-up areas - Total (21+22+23)	14 963	15 092	18 028	18 274	204	164	17 824	18 110
21	Accidents between vehicle and pedestrian	2 323	2 234	2 539	2 479	68	63	2 471	2 416
22	Single vehicle accidents	1 089	1 035	1 182	1 112	16	19	1 166	1 093
23	Accidents between vehicles	11 551	11 823	14 307	14 683	120	82	14 187	14 601
	of which:								
231	- Rear-end collisions	2 897	3 188	3 879	4 289	3	2	3 876	4 287
232	- Collisions due to crossing or turning	3 754	3 783	4 453	4 497	25	16	4 428	4 481
233	- Head-on collisions	2 110	2 127	2 612	2 648	21	18	2 591	2 630
234	- Others (including collisions with parked vehicles)	2 790	2 725	3 363	3 249	71	46	3 292	3 203

For notes see end of table.

Voir notes à la fin du tableau.

См. примечания в конце таблицы.

2. Road traffic accidents involving personal injury by nature of accident

2. Accidents de la circulation routière ayant entraîné des lésions corporelles par type d'accident

2. Дорожно-транспортные происшествия по типу происшествия

Unit : number - Unité : nombre - Единица: Число

Description Description Описание	Accidents		Persons killed or injured: total		Persons killed		Persons injured	
	Accidents		Personnes tuées ou blessées: total		Personnes tuées		Personnes blessées	
	Происшествия		Погибшие или раненые: всего		Погибшие		Раненые	
	2001	2002	2001	2002	2001	2002	2001	2002

The FYR of Macedonia ²

1	All accidents - Total (11+12+13)	1 314	1 644	1 937	2 600	107	176	1 830	2 424
11	Accidents between vehicle and pedestrian	409	485	455	564	28	37	427	527
12	Single vehicle accidents	292	424	478	732	37	62	441	670
13	Accidents between vehicles	613	735	1 004	1 304	42	77	962	1 227
	of which:								
131	- Rear-end collisions	165	197	241	322	10	23	231	299
132	- Collisions due to crossing or turning	158	159	227	234	2	4	225	230
133	- Head-on collisions	285	372	528	738	30	50	498	688
134	- Others (including collisions with parked vehicles)	5	7	8	10	-	-	8	10
2	Accidents in built-up areas - Total (21+22+23)	881	943	1 171	1 243	35	44	1 136	1 199
21	Accidents between vehicle and pedestrian	361	403	402	464	14	22	388	442
22	Single vehicle accidents	118	134	191	197	11	9	180	188
23	Accidents between vehicles	402	406	578	582	10	13	568	569
	of which:								
231	- Rear-end collisions	101	102	131	143	4	6	127	137
232	- Collisions due to crossing or turning	139	119	199	166	2	2	197	164
233	- Head-on collisions	158	178	242	263	4	5	238	258
234	- Others (including collisions with parked vehicles)	4	7	6	10	-	-	6	10

Turkey - Turquie - Турция

1	All accidents - Total (11+12+13)	66 243	65 748	120 589	120 505	4 386	4 093	116 203	116 412
11	Accidents between vehicle and pedestrian	15 283	15 276	17 950	...	844	798	17 106	17 092
12	Single vehicle accidents	21 319	20 441	63 516	...	1 696	1 496	42 799	41 686
13	Accidents between vehicles	29 641	30 031	58 144	...	1 846	1 799	56 298	57 634
	of which:								
131	- Rear-end collisions	5 548	5 660	10 523	...	297	299	10 226	10 880
132	- Collisions due to crossing or turning	15 291	15 077	28 002	...	573	505	27 429	26 844
133	- Head-on collisions	6 649	7 033	15 756	...	882	907	14 874	16 066
134	- Others (including collisions with parked vehicles)	2 153	2 261	3 863	...	94	88	3 769	3 844
2	Accidents in built-up areas - Total (21+22+23)	43 910	43 697	68 678	68 355	1 585	1 478	67 093	66 877
21	Accidents between vehicle and pedestrian	14 226	14 174	592	549	16 009	15 960
22	Single vehicle accidents
23	Accidents between vehicles
	of which:								
231	- Rear-end collisions
232	- Collisions due to crossing or turning
233	- Head-on collisions
234	- Others (including collisions with parked vehicles)

Ukraine - Ukraine - Украина

1	All accidents - Total (11+12+13)	34 541	34 488	44 180	43 898	5 984	5 982	38 196	37 916
11	Accidents between vehicle and pedestrian	15 760	15 990	16 906	17 158	2 669	2 636	14 237	14 522
12	Single vehicle accidents	6 189	6 215	9 100	8 959	1 299	1 369	7 801	7 590
13	Accidents between vehicles	12 592	12 283	18 174	17 781	2 016	1 977	16 158	15 804
	of which:								
131	- Rear-end collisions
132	- Collisions due to crossing or turning
133	- Head-on collisions
134	- Others (including collisions with parked vehicles)	825	787	1 168	1 146	114	127	1 054	1 019
2	Accidents in built-up areas - Total (21+22+23)	25 450	24 584	30 854	29 696	3 369	3 128	27 485	26 568
21	Accidents between vehicle and pedestrian	13 484	13 465	14 415	14 436	1 834	1 745	12 581	12 691
22	Single vehicle accidents	3 559	3 389	5 053	4 738	669	653	4 384	4 085
23	Accidents between vehicles	8 407	7 730	11 386	10 522	866	730	10 520	9 792
	of which:								
231	- Rear-end collisions
232	- Collisions due to crossing or turning
233	- Head-on collisions
234	- Others (including collisions with parked vehicles)	551	474	760	650	52	43	708	607

For notes see end of table.

Voir notes à la fin du tableau.

См. примечания в конце таблицы.

2. Road traffic accidents involving personal injury by nature of accident
2. Accidents de la circulation routière ayant entraîné des lésions corporelles par type d'accident
2. Дорожно-транспортные происшествия по типу происшествия

Unit : number - Unité : nombre - Единица: Число

Description Description Описание	Accidents		Persons killed or injured: total		Persons killed		Persons injured	
	Accidents		Personnes tuées ou blessées: total		Personnes tuées		Personnes blessées	
	Прощества		Погибшие или раненые: всего		Погибшие		Раненые	
	2001	2002	2001	2002	2001	2002	2001	2002

United Kingdom - Royaume-Uni - Соединенное Королевство³

1	All accidents - Total (11+12+13)	229 014	221 751	313 309	302 605	3 450	3 431	309 859	299 174
11	Accidents between vehicle and pedestrian	39 121	37 468	42 640	40 745	839	789	41 801	39 956
12	Single vehicle accidents	33 022	31 723	41 481	41 158	790	811	40 694	40 347
13	Accidents between vehicles	156 871	152 560	229 188	220 702	1 821	1 831	227 364	218 871
	of which:								
131	- Rear-end collisions
132	- Collisions due to crossing or turning
133	- Head-on collisions
134	- Others (including collisions with parked vehicles)
2	Accidents in built-up areas - Total (21+22+23)	167 048	161 236	216 113	208 935	1 409	1 369	214 704	207 566
21	Accidents between vehicle and pedestrian	37 675	36 032	40 860	38 985	627	579	40 233	38 406
22	Single vehicle accidents	16 133	15 165	20 242	19 012	288	304	19 954	18 708
23	Accidents between vehicles	113 240	110 039	155 011	150 938	494	486	154 517	150 452
	of which:								
231	- Rear-end collisions
232	- Collisions due to crossing or turning
233	- Head-on collisions
234	- Others (including collisions with parked vehicles)

General notes - Notes générales - Общие примечания

(a) Data for item 132 are include under items 131, 133 and 134.

(a) Les données de la rubrique 132 sont comprises sous les rubriques 131, 133 et 134.

(a) Данные статьи 132 включены в данные статей 131, 133 и 134.

Country notes - Notes relatives aux pays - Примечания к данным, представляемым странами

1. Data refer to continent only.

1. Les données se réfèrent au continent.

1. Данные относятся только к континенту.

2. The former Yugoslav Republic of Macedonia.

2. L'ex-République yougoslave de Macédoine.

2. Бывшая Югославская Республика Македония.

3. Data refer to Great Britain.

3. Les données se réfèrent à la Grande Bretagne.

3. Данные относятся к Великобритании.

3. Persons killed or injured in road traffic accidents by category of user and age group

3. Personnes tuées ou blessées dans les accidents de la circulation routière selon la catégorie d'utilisateur de la route et le groupe d'âge

3. Число погибших или раненых в дорожно-транспортных происшествиях по категориям пользователей дорог и группам возраста

Unit : number - Unité : nombre - Единица: число

Description		Описание	
0	Total (1+2+3+4+5+6+7+8)	0	Всего (1+2+3+4+5+6+7+8)
01	- dont: 0 à 9 ans	01	- в том числе: От 6 до 9 лет
02	10 à 14 ans	02	От 10 до 14 лет
03	15 à 17 ans	03	От 15 до 17 лет
04	18 à 20 ans	04	От 18 до 20 лет
05	21 à 24 ans	05	От 21 до 24 лет
06	25 à 64 ans	06	От 25 до 64 лет
07	65 ans et au-dessus	07	65 лет и старше
08	Inconnu	08	Возраст неизвестен
1	Piétons	1	Пешеходы
11	- dont: 0 à 9 ans	11	- в том числе: От 6 до 9 лет
12	10 à 14 ans	12	От 10 до 14 лет
13	15 à 17 ans	13	От 15 до 17 лет
14	18 à 20 ans	14	От 18 до 20 лет
15	21 à 24 ans	15	От 21 до 24 лет
16	25 à 64 ans	16	От 25 до 64 лет
17	65 ans et au-dessus	17	65 лет и старше
18	Inconnu	18	Возраст неизвестен
2	Conducteurs et passagers de cycles	2	Водители и пассажиры велосипедов
21	- dont: 0 à 9 ans	21	- в том числе: От 6 до 9 лет
22	10 à 14 ans	22	От 10 до 14 лет
23	15 à 17 ans	23	От 15 до 17 лет
24	18 à 20 ans	24	От 18 до 20 лет
25	21 à 24 ans	25	От 21 до 24 лет
26	25 à 64 ans	26	От 25 до 64 лет
27	65 ans et au-dessus	27	65 лет и старше
28	Inconnu	28	Возраст неизвестен
3	Conducteurs et passagers de cyclomoteurs	3	Водители и пассажиры мопедов
31	- dont: 0 à 9 ans	31	- в том числе: От 6 до 9 лет
32	10 à 14 ans	32	От 10 до 14 лет
33	15 à 17 ans	33	От 15 до 17 лет
34	18 à 20 ans	34	От 18 до 20 лет
35	21 à 24 ans	35	От 21 до 24 лет
36	25 à 64 ans	36	От 25 до 64 лет
37	65 ans et au-dessus	37	65 лет и старше
38	Inconnu	38	Возраст неизвестен
4	Conducteurs et passagers de motocycles	4	Водители и пассажиры мотоциклов
41	- dont: 0 à 9 ans	41	- в том числе: От 6 до 9 лет
42	10 à 14 ans	42	От 10 до 14 лет
43	15 à 17 ans	43	От 15 до 17 лет
44	18 à 20 ans	44	От 18 до 20 лет
45	21 à 24 ans	45	От 21 до 24 лет
46	25 à 64 ans	46	От 25 до 64 лет
47	65 ans et au-dessus	47	65 лет и старше
48	Inconnu	48	Возраст неизвестен
5	Conducteurs et passagers de voitures particulières	5	Водители и пассажиры легковых автомобилей
51	- dont: 0 à 9 ans	51	- в том числе: От 6 до 9 лет
52	10 à 14 ans	52	От 10 до 14 лет
53	15 à 17 ans	53	От 15 до 17 лет
54	18 à 20 ans	54	От 18 до 20 лет
55	21 à 24 ans	55	От 21 до 24 лет
56	25 à 64 ans	56	От 25 до 64 лет
57	65 ans et au-dessus	57	65 лет и старше
58	Inconnu	58	Возраст неизвестен
6	Conducteurs et passagers d'autocars, d'autobus, de trolleybus et de tramways	6	Водители и пассажиры междугородных и городских авобусов, троллейбусов и трамваев
7	Conducteurs et passagers de véhicules routiers pour le transport de marchandise	7	Водители и пассажиры дорожных транспортных средств для грузовых перевозок
8	Autres conducteurs et passagers	8	Прочие лица водители и пассажиры

3. Persons killed or injured in road traffic accidents by category of user and age group

3. Personnes tuées ou blessées dans les accidents de la circulation routière selon la catégorie d'usager de la route et le groupe d'âge

3. Число погибших или раненых в дорожно-транспортных происшествиях по категориям пользователей дорог и группам возраста

Unit : number - Unité : nombre - Единица: число

Description Description Описание	Killed - tuées - погибших				Injured - blessées - раненых			
	Total		Of which: drivers		Total		Of which: drivers	
	Total		Dont: conducteurs		Total		Dont: conducteurs	
	Всего		Погибшие: водители		Всего		Погибшие: водители	
	2001	2002	2001	2002	2001	2002	2001	2002

Albania - Albanie - Албания

0	Total (1+2+3+4+5+6+7+8)	297	250	110	96	250	228	82	62
01	- of which: 0 to 9 years
02	10 to 14 years
03	15 to 17 years
04	18 to 20 years
05	21 to 24 years
06	25 to 64 years
07	65 years and over
08	Unknown
1	Pedestrians	111	86			62	52		
11	- of which: 0 to 9 years		
12	10 to 14 years		
13	15 to 17 years		
14	18 to 20 years		
15	21 to 24 years		
16	25 to 64 years		
17	65 years and over		
18	Unknown		
2	Drivers and passengers of cycles	21	14	21	14	15	10	15	10
21	- of which: 0 to 9 years
22	10 to 14 years
23	15 to 17 years
24	18 to 20 years
25	21 to 24 years
26	25 to 64 years
27	65 years and over
28	Unknown
3	Drivers and passengers of mopeds
31	- of which: 0 to 9 years
32	10 to 14 years
33	15 to 17 years
34	18 to 20 years
35	21 to 24 years
36	25 to 64 years
37	65 years and over
38	Unknown
4	Drivers and passengers of motorcycles	24	19	24	19	21	15	21	15
41	- of which: 0 to 9 years
42	10 to 14 years
43	15 to 17 years
44	18 to 20 years
45	21 to 24 years
46	25 to 64 years
47	65 years and over
48	Unknown
5	Drivers and passengers of passenger cars	54	58	54	58	43	32	43	32
51	- of which: 0 to 9 years
52	10 to 14 years
53	15 to 17 years
54	18 to 20 years
55	21 to 24 years
56	25 to 64 years
57	65 years and over
58	Unknown
6	Drivers and passengers of motor coaches, buses, trolleybuses and tramcars	1	...	1	...	-	1	-	1
7	Drivers and passengers of goods road vehicles	10	5	10	5	-	4	-	4
8	Other drivers and passengers	76	68	109	114

3. Persons killed or injured in road traffic accidents by category of user and age group

3. Personnes tuées ou blessées dans les accidents de la circulation routière selon la catégorie d'usager de la route et le groupe d'âge

3. Число погибших или раненых в дорожно-транспортных происшествиях по категориям пользователей дорог и группам возраста

Unit : number - Unité : nombre - Единица: число

Description Description Описание	Killed - tuées - погибших				Injured - blessées - раненых			
	Total		Of which: drivers		Total		Of which: drivers	
	Total		Dont: conducteurs		Total		Dont: conducteurs	
	Всего		Погибшие: водители		Всего		Погибшие: водители	
	2001	2002	2001	2002	2001	2002	2001	2002

Austria - Autriche - Австрия

0	Total (1+2+3+4+5+6+7+8)	958	956	659	624	56 265	56 684	38 660	38 975
01	- of which: 0 to 9 years	16	15	1	-	2 087	2 066	264	270
02	10 to 14 years	10	10	1	1	1 877	1 957	675	689
03	15 to 17 years	32	43	12	20	4 792	4 865	2 876	2 975
04	18 to 20 years	94	81	60	58	6 765	6 469	4 888	4 546
05	21 to 24 years	94	91	73	65	5 843	6 232	4 448	4 703
06	25 to 64 years	526	505	421	378	30 409	30 605	23 142	23 342
07	65 years and over	186	211	91	102	4 468	4 453	2 358	2 432
08	Unknown	-	-	-	-	24	37	9	18
1	Pedestrians	117	160			4 494	4 512		
11	- of which: 0 to 9 years	5	6			708	657		
12	10 to 14 years	-	2			371	413		
13	15 to 17 years	-	5			265	265		
14	18 to 20 years	8	6			197	214		
15	21 to 24 years	4	3			205	211		
16	25 to 64 years	48	54			1 754	1 763		
17	65 years and over	52	84			986	982		
18	Unknown	-	-			8	7		
2	Drivers and passengers of cycles	55	80	55	80	5 486	5 836	5 461	5 795
21	- of which: 0 to 9 years	1	-	1	-	195	215	176	194
22	10 to 14 years	1	1	1	1	617	657	616	645
23	15 to 17 years	-	1	-	1	345	328	342	323
24	18 to 20 years	-	2	-	2	217	201	216	198
25	21 to 24 years	1	-	1	-	265	292	265	292
26	25 to 64 years	30	48	30	48	3 004	3 272	3 003	3 272
27	65 years and over	22	28	22	28	837	860	837	860
28	Unknown	-	-	-	-	6	11	6	11
3	Drivers and passengers of mopeds	37	46	34	44	4 477	4 434	3 963	3 937
31	- of which: 0 to 9 years	-	-	-	-	8	8	1	-
32	10 to 14 years	-	1	-	-	63	77	10	7
33	15 to 17 years	9	16	8	15	2 735	2 714	2 388	2 386
34	18 to 20 years	1	1	1	1	362	357	320	309
35	21 to 24 years	3	-	1	-	130	117	114	109
36	25 to 64 years	16	15	16	15	975	946	937	917
37	65 years and over	8	13	8	13	203	215	193	207
38	Unknown	-	-	-	-	-	2	-	2
4	Drivers and passengers of motorcycles	107	89	103	86	3 564	3 348	3 231	3 055
41	- of which: 0 to 9 years	-	-	-	-	3	2	-	-
42	10 to 14 years	-	-	-	-	22	24	-	-
43	15 to 17 years	-	-	-	-	38	31	13	16
44	18 to 20 years	3	3	3	2	248	188	212	157
45	21 to 24 years	13	15	13	15	508	449	460	419
46	25 to 64 years	86	67	82	66	2 682	2 589	2 485	2 402
47	65 years and over	5	4	5	3	63	62	60	60
48	Unknown	-	-	-	-	1	1	1	1
5	Drivers and passengers of passenger cars	570	524	417	373	35 470	35 762	24 514	24 638
51	- of which: 0 to 9 years	10	9	-	-	1 019	1 060	-	-
52	10 to 14 years	9	5	-	-	670	702	2	4
53	15 to 17 years	23	21	4	4	1 323	1 443	122	235
54	18 to 20 years	80	69	54	53	5 593	5 331	4 059	3 808
55	21 to 24 years	69	66	55	46	4 548	4 924	3 493	3 729
56	25 to 64 years	300	281	257	216	20 290	20 300	15 627	15 619
57	65 years and over	79	73	47	54	2 021	1 987	1 209	1 240
58	Unknown	-	-	-	-	6	15	2	3
6	Drivers and passengers of motor coaches, buses, trolleybuses and tramcars	14	6	4	1	843	754	47	44
7	Drivers and passengers of goods road vehicles	39	32	29	28	1 422	1 547	1 072	1 142
8	Other drivers and passengers	19	19	17	12	509	491	372	364

3. Persons killed or injured in road traffic accidents by category of user and age group

3. Personnes tuées ou blessées dans les accidents de la circulation routière selon la catégorie d'usager de la route et le groupe d'âge

3. Число погибших или раненых в дорожно-транспортных происшествиях по категориям пользователей дорог и группам возраста

Unit : number - Unité : nombre - Единица: число

Description Description Описание	Killed - tuées - погибших				Injured - blessées - раненых			
	Total		Of which: drivers		Total		Of which: drivers	
	Total		Dont: conducteurs		Total		Dont: conducteurs	
	Всего		Погибшие: водители		Всего		Погибшие: водители	
	2001	2002	2001	2002	2001	2002	2001	2002

Azerbaijan - Azerbaïdjan - Азербайджан

0	Total (1+2+3+4+5+6+7+8)	559	642	134	149	2 228	2 486	594	678
01	- of which: 0 to 9 years	48	58	-	-	139	148	-	-
02	10 to 14 years	28	31	-	-	130	104	2	2
03	15 to 17 years	16	22	2	1	73	87	5	1
04	18 to 20 years	23	17	4	-	100	155	15	29
05	21 to 24 years	29	40	7	1	221	277	58	88
06	25 to 64 years	340	409	116	130	1 467	1 595	507	548
07	65 years and over	75	65	5	5	98	120	7	10
08	Unknown	-	-	-	-	-	-	-	-
1	Pedestrians	274	321			821	876		
11	- of which: 0 to 9 years	38	47			97	96		
12	10 to 14 years	117	24			88	73		
13	15 to 17 years	10	10			37	47		
14	18 to 20 years	10	8			30	53		
15	21 to 24 years	6	10			77	74		
16	25 to 64 years	134	177			436	461		
17	65 years and over	59	45			56	72		
18	Unknown	-	-			-	-		
2	Drivers and passengers of cycles	(a)	(a)	(a)	(a)	(a)	(a)	(a)	(a)
21	- of which: 0 to 9 years	(a)	(a)	(a)	(a)	(a)	(a)	(a)	(a)
22	10 to 14 years	(a)	(a)	(a)	(a)	(a)	(a)	(a)	(a)
23	15 to 17 years	(a)	(a)	(a)	(a)	(a)	(a)	(a)	(a)
24	18 to 20 years	(a)	(a)	(a)	(a)	(a)	(a)	(a)	(a)
25	21 to 24 years	(a)	(a)	(a)	(a)	(a)	(a)	(a)	(a)
26	25 to 64 years	(a)	(a)	(a)	(a)	(a)	(a)	(a)	(a)
27	65 years and over	(a)	(a)	(a)	(a)	(a)	(a)	(a)	(a)
28	Unknown	(a)	(a)	(a)	(a)	(a)	(a)	(a)	(a)
3	Drivers and passengers of mopeds	(a)	(a)	(a)	(a)	(a)	(a)	(a)	(a)
31	- of which: 0 to 9 years	(a)	(a)	(a)	(a)	(a)	(a)	(a)	(a)
32	10 to 14 years	(a)	(a)	(a)	(a)	(a)	(a)	(a)	(a)
33	15 to 17 years	(a)	(a)	(a)	(a)	(a)	(a)	(a)	(a)
34	18 to 20 years	(a)	(a)	(a)	(a)	(a)	(a)	(a)	(a)
35	21 to 24 years	(a)	(a)	(a)	(a)	(a)	(a)	(a)	(a)
36	25 to 64 years	(a)	(a)	(a)	(a)	(a)	(a)	(a)	(a)
37	65 years and over	(a)	(a)	(a)	(a)	(a)	(a)	(a)	(a)
38	Unknown	(a)	(a)	(a)	(a)	(a)	(a)	(a)	(a)
4	Drivers and passengers of motorcycles	13	12	10	10	49	58	38	42
41	- of which: 0 to 9 years	-	-	-	-	-	1	-	-
42	10 to 14 years	-	-	-	-	1	1	1	1
43	15 to 17 years	1	1	1	-	1	1	1	-
44	18 to 20 years	-	-	-	-	1	6	1	4
45	21 to 24 years	1	4	1	4	6	12	4	8
46	25 to 64 years	10	7	8	6	40	37	31	29
47	65 years and over	1	-	-	-	-	-	-	-
48	Unknown	-	-	-	-	-	-	-	-
5	Drivers and passengers of passenger cars	232	252	117	123	1 150	1 283	507	585
51	- of which: 0 to 9 years	10	10	-	-	37	47	-	-
52	10 to 14 years	11	4	-	-	35	25	1	1
53	15 to 17 years	4	5	1	1	24	29	4	1
54	18 to 20 years	9	5	4	-	56	61	14	24
55	21 to 24 years	19	23	5	8	123	163	52	71
56	25 to 64 years	169	189	103	169	840	918	429	479
57	65 years and over	10	16	4	5	35	40	7	9
58	Unknown	-	-	-	-	-	-	-	-
6	Drivers and passengers of motor coaches, buses, trolleybuses and tramcars	19	25	3	4	141	169	24	19
7	Drivers and passengers of goods road vehicles
8	Other drivers and passengers	21	32	4	12	67	100	25	32

(a) Included with motor cycles.

(a) Compris sous motocycles.

(a) Включены в мотоциклов.

3. Persons killed or injured in road traffic accidents by category of user and age group

3. Personnes tuées ou blessées dans les accidents de la circulation routière selon la catégorie d'usager de la route et le groupe d'âge

3. Число погибших или раненых в дорожно-транспортных происшествиях по категориям пользователей дорог и группам возраста

Unit : number - Unité : nombre - Единица: число

Description Description Описание	Killed - tuées - погибших				Injured - blessées - раненых			
	Total		Of which: drivers		Total		Of which: drivers	
	Total		Dont: conducteurs		Total		Dont: conducteurs	
	Всего		Погибшие: водители		Всего		Погибшие: водители	
	2001	2002	2001	2002	2001	2002	2001	2002
0 Total (1+2+3+4+5+6+7+8)	1 594	1 728	403	404	6 401	7 472	1 531	1 901
01 - of which: 0 to 9 years	33	37	-	1	324	341	1	4
02 10 to 14 years	20	22	3	-	317	346	17	15
03 15 to 17 years	51	68	15	23	371	492	80	110
04 18 to 20 years	108	112	35	25	554	714	185	216
05 21 to 24 years	166	165	72	62	707	873	261	306
06 25 to 64 years	1 000	1 065	262	281	3 638	4 142	948	1 218
07 65 years and over	176	210	14	10	471	540	37	29
08 Unknown	40	49	2	2	19	24	2	3
1 Pedestrians	706	755			2 515	2 812		
11 - of which: 0 to 9 years	34	21			209	210		
12 10 to 14 years	8	10			169	180		
13 15 to 17 years	15	21			120	163		
14 18 to 20 years	29	32			163	194		
15 21 to 24 years	49	46			165	187		
16 25 to 64 years	432	449			1 387	1 476		
17 65 years and over	116	133			289	383		
18 Unknown	31	43			13	19		
2 Drivers and passengers of cycles	137	173	365	419
21 - of which: 0 to 9 years	1	3	28	26
22 10 to 14 years	4	5	42	59
23 15 to 17 years	7	4	24	27
24 18 to 20 years	3	-	8	14
25 21 to 24 years	5	4	14	14
26 25 to 64 years	89	114	198	235
27 65 years and over	25	41	51	44
28 Unknown	3	2	-	-
3 Drivers and passengers of mopeds	3	9	3	9	23	20	22	16
31 - of which: 0 to 9 years	-	-	-	-	-	1	-	-
32 10 to 14 years	1	-	1	-	3	3	3	3
33 15 to 17 years	1	1	1	1	-	2	3	1
34 18 to 20 years	-	-	-	-	2	-	-	-
35 21 to 24 years	-	1	-	1	4	3	3	2
36 25 to 64 years	1	6	1	6	13	11	12	10
37 65 years and over	-	1	-	1	1	-	1	-
38 Unknown	-	-	-	-	-	-	-	-
4 Drivers and passengers of motorcycles	109	101	86	70	488	594	320	397
41 - of which: 0 to 9 years	-	1	-	1	1	-	-	-
42 10 to 14 years	1	-	1	-	22	24	7	8
43 15 to 17 years	11	26	9	18	112	137	59	86
44 18 to 20 years	25	16	20	13	112	145	81	101
45 21 to 24 years	33	18	28	15	91	121	65	78
46 25 to 64 years	31	38	23	21	143	154	106	117
47 65 years and over	8	2	5	2	4	12	2	7
48 Unknown	-	-	-	-	1	-	-	-
5 Drivers and passengers of passenger cars	531	579	260	273	2 453	3 006	1 004	1 264
51 - of which: 0 to 9 years	4	9	-	-	70	89	1	3
52 10 to 14 years	6	7	1	-	66	66	5	-
53 15 to 17 years	14	12	4	1	100	135	18	12
54 18 to 20 years	44	59	14	11	227	310	85	96
55 21 to 24 years	70	83	40	40	371	480	161	199
56 25 to 64 years	369	382	194	214	1 542	1 854	703	932
57 65 years and over	22	24	7	6	75	67	30	20
58 Unknown	2	3	-	1	2	5	1	2
6 Drivers and passengers of motor coaches, buses, trolleybuses and tramcars	5	7	2	1	80	90	12	10
7 Drivers and passengers of goods road vehicles	15	21	8	14	98	145	38	50
8 Other drivers and passengers	88	83	44	37	379	386	135	164

3. Persons killed or injured in road traffic accidents by category of user and age group

3. Personnes tuées ou blessées dans les accidents de la circulation routière selon la catégorie d'usager de la route et le groupe d'âge

3. Число погибших или раненых в дорожно-транспортных происшествиях по категориям пользователей дорог и группам возраста

Unit : number - Unité : nombre - Единица: число

Description Description Описание	Killed - tuées - погибших				Injured - blessées - раненых			
	Total		Of which: drivers		Total		Of which: drivers	
	Total		Dont: conducteurs		Total		Dont: conducteurs	
	Всего		Погибшие: водители		Всего		Погибшие: водители	
	2001	2002	2001	2002	2001	2002	2001	2002
0 Total (1+2+3+4+5+6+7+8)	1 486	1 315	1 212	...	65 294	...	49 492	...
01 - of which: 0 to 9 years	41	...	14	...	2 623	...	719	...
02 10 to 14 years	22	...	13	...	2 687	...	1 549	...
03 15 to 17 years	46	...	24	...	4 669	...	3 383	...
04 18 to 20 years	108	...	68	...	6 805	...	4 861	...
05 21 to 24 years	173	...	147	...	7 629	...	5 884	...
06 25 to 64 years	824	...	715	...	34 190	...	28 438	...
07 65 years and over	264	...	224	...	4 506	...	3 421	...
08 Unknown	8	...	7	...	2 185	...	1 237	...
1 Pedestrians	160	127			3 485	...		
11 - of which: 0 to 9 years	11	...			525	...		
12 10 to 14 years	5	...			362	...		
13 15 to 17 years	2	...			183	...		
14 18 to 20 years	4	...			157	...		
15 21 to 24 years	5	...			171	...		
16 25 to 64 years	65	...			1 332	...		
17 65 years and over	67	...			571	...		
18 Unknown	1	...			184	...		
2 Drivers and passengers of cycles	128	105	128	...	6 412	...	6 358	...
21 - of which: 0 to 9 years	3	...	3	...	210	...	188	...
22 10 to 14 years	8	...	8	...	1 127	...	1 118	...
23 15 to 17 years	7	...	7	...	813	...	807	...
24 18 to 20 years	6	...	6	...	435	...	430	...
25 21 to 24 years	1	...	1	...	259	...	257	...
26 25 to 64 years	48	...	48	...	2 576	...	2 569	...
27 65 years and over	53	...	53	...	836	...	833	...
28 Unknown	2	...	2	...	156	...	156	...
3 Drivers and passengers of mopeds	63	68	56	...	7 527	...	6 692	...
31 - of which: 0 to 9 years	1	...	-	...	21	...	1	...
32 10 to 14 years	-	...	-	...	116	...	47	...
33 15 to 17 years	15	...	14	...	2 655	...	2 316	...
34 18 to 20 years	10	...	6	...	1 829	...	1 616	...
35 21 to 24 years	9	...	9	...	669	...	608	...
36 25 to 64 years	21	...	20	...	1 898	...	1 804	...
37 65 years and over	6	...	6	...	138	...	137	...
38 Unknown	1	...	1	...	193	...	163	...
4 Drivers and passengers of motorcycles	147	159	138	...	3 274	...	2 905	...
41 - of which: 0 to 9 years	-	...	-	...	14	...	-	...
42 10 to 14 years	-	...	-	...	20	...	-	...
43 15 to 17 years	-	...	-	...	37	...	18	...
44 18 to 20 years	7	...	5	...	143	...	113	...
45 21 to 24 years	27	...	25	...	448	...	394	...
46 25 to 64 years	112	...	107	...	2 482	...	2 265	...
47 65 years and over	1	...	1	...	24	...	23	...
48 Unknown	-	...	-	...	114	...	92	...
5 Drivers and passengers of passenger cars	899	786	662	...	40 983	...	27 589	...
51 - of which: 0 to 9 years	23	...	-	...	1 745	...	-	...
52 10 to 14 years	8	...	-	...	927	...	13	...
53 15 to 17 years	20	...	1	...	908	...	47	...
54 18 to 20 years	77	...	44	...	4 060	...	2 442	...
55 21 to 24 years	123	...	100	...	5 732	...	4 214	...
56 25 to 64 years	512	...	419	...	23 365	...	18 482	...
57 65 years and over	133	...	96	...	2 818	...	1 800	...
58 Unknown	3	...	2	...	1 428	...	591	...
6 Drivers and passengers of motor coaches, buses, trolleybuses and tramcars	3	...	-	...	313	...	62	...
7 Drivers and passengers of goods road vehicles	76	...	59	...	2 788	...	2 157	...
8 Other drivers and passengers	10	...	9	...	512	...	244	...

3. Persons killed or injured in road traffic accidents by category of user and age group

3. Personnes tuées ou blessées dans les accidents de la circulation routière selon la catégorie d'usager de la route et le groupe d'âge

3. Число погибших или раненых в дорожно-транспортных происшествиях по категориям пользователей дорог и группам возраста

Unit : number - Unité : nombre - Единица: число

Description Description Описание	Killed - tuées - погибших				Injured - blessées - раненых			
	Total		Of which: drivers		Total		Of which: drivers	
	Total		Dont: conducteurs		Total		Dont: conducteurs	
	Всего		Погибшие: водители		Всего		Погибшие: водители	
	2001	2002	2001	2002	2001	2002	2001	2002
0 Total (1+2+3+4+5+6+7+8)	1 011	959	429	423	7 984	8 100	3 066	3 068
01 - of which: 0 to 9 years	21	17	1	2	350	325	34	27
02 10 to 14 years	17	20	2	4	373	402	75	82
03 15 to 17 years	34	19	10	5	384	428	90	95
04 18 to 20 years	65	57	26	20	617	628	215	206
05 21 to 24 years	85	87	41	51	863	906	431	429
06 25 to 64 years	579	586	306	309	4 503	4 478	2 043	2 052
07 65 years and over	208	171	43	32	865	914	169	174
08 Unknown	2	2	-	-	29	19	9	3
1 Pedestrians	311	271			2 063	2 201		
11 - of which: 0 to 9 years	15	8			228	217		
12 10 to 14 years	7	8			191	192		
13 15 to 17 years	4	2			72	105		
14 18 to 20 years	9	2			70	87		
15 21 to 24 years	9	5			81	94		
16 25 to 64 years	122	130			862	932		
17 65 years and over	143	114			552	572		
18 Unknown	2	2			7	2		
2 Drivers and passengers of cycles	55	50	55	49	382	402	368	389
21 - of which: 0 to 9 years	1	2	1	2	38	31	34	27
22 10 to 14 years	2	2	2	2	63	69	61	66
23 15 to 17 years	4	1	4	1	24	29	23	25
24 18 to 20 years	-	1	-	1	15	9	14	9
25 21 to 24 years	1	-	1	-	23	13	22	13
26 25 to 64 years	27	29	27	29	152	186	147	184
27 65 years and over	20	15	20	14	67	65	67	65
28 Unknown	-	-	-	-	-	-	-	-
3 Drivers and passengers of mopeds	12	19	11	18	132	134	118	110
31 - of which: 0 to 9 years	-	-	-	-	1	-	-	-
32 10 to 14 years	1	2	-	2	5	9	4	6
33 15 to 17 years	2	1	2	1	18	15	13	10
34 18 to 20 years	-	1	-	-	7	17	7	10
35 21 to 24 years	2	3	2	3	15	13	15	10
36 25 to 64 years	4	8	4	8	73	72	66	66
37 65 years and over	3	4	3	4	13	7	13	7
38 Unknown	-	-	-	-	-	1	-	1
4 Drivers and passengers of motorcycles	42	48	39	42	381	406	305	330
41 - of which: 0 to 9 years	-	-	-	-	-	-	-	-
42 10 to 14 years	-	-	-	-	9	10	6	2
43 15 to 17 years	-	-	1	3	42	33	27	24
44 18 to 20 years	1	4	7	4	55	61	38	43
45 21 to 24 years	7	4	7	11	83	94	69	76
46 25 to 64 years	7	13	24	24	185	196	159	174
47 65 years and over	27	27	-	-	7	10	6	10
48 Unknown	-	-	-	-	-	2	-	1
5 Drivers and passengers of passenger cars	505	511	289	280	4 363	4 435	2 023	1 982
51 - of which: 0 to 9 years	4	3	-	-	69	72	-	-
52 10 to 14 years	7	8	-	-	91	103	3	1
53 15 to 17 years	20	11	3	-	205	230	22	29
54 18 to 20 years	45	48	18	15	428	435	148	138
55 21 to 24 years	58	62	29	36	605	651	306	311
56 25 to 64 years	342	351	227	220	2 783	2 752	1 479	1 449
57 65 years and over	29	28	12	9	162	178	57	53
58 Unknown	-	-	-	-	20	14	8	1
6 Drivers and passengers of motor coaches, buses, trolleybuses and tramcars	11	9	4	1	125	155	21	27
7 Drivers and passengers of goods road vehicles	25	30	15	18	259	228	142	130
8 Other drivers and passengers	50	21	16	15	279	139	89	100

3. Persons killed or injured in road traffic accidents by category of user and age group

3. Personnes tuées ou blessées dans les accidents de la circulation routière selon la catégorie d'usager de la route et le groupe d'âge

3. Число погибших или раненых в дорожно-транспортных происшествиях по категориям пользователей дорог и группам возраста

Unit : number - Unité : nombre - Единица: число

Description Description Описание	Killed - tuées - погибших				Injured - blessées - раненых			
	Total		Of which: drivers		Total		Of which: drivers	
	Total		Dont: conducteurs		Total		Dont: conducteurs	
	Всего		Погибшие: водители		Всего		Погибшие: водители	
	2001	2002	2001	2002	2001	2002	2001	2002

Canada - Canada - Канада

0	Total (1+2+3+4+5+6+7+8)	2 781	2 936	221 121	227 768
01	- of which: 0 to 9 years	139	155	16 830	15 866
02	10 to 14 years	(a)	(a)	(a)	(a)
03	15 to 17 years	341	331	29 137	29 236
04	18 to 20 years	(a)	(a)	(a)	(a)
05	21 to 24 years	366	365	29 194	30 073
06	25 to 64 years	1 327	1 539	123 455	127 875
07	65 years and over	488	518	16 024	16 664
08	Unknown	20	28	6 481	8 054
1	Pedestrians	335	370
11	- of which: 0 to 9 years
12	10 to 14 years
13	15 to 17 years
14	18 to 20 years
15	21 to 24 years
16	25 to 64 years
17	65 years and over
18	Unknown
2	Drivers and passengers of cycles	60	64
21	- of which: 0 to 9 years
22	10 to 14 years
23	15 to 17 years
24	18 to 20 years
25	21 to 24 years
26	25 to 64 years
27	65 years and over
28	Unknown
3	Drivers and passengers of mopeds
31	- of which: 0 to 9 years
32	10 to 14 years
33	15 to 17 years
34	18 to 20 years
35	21 to 24 years
36	25 to 64 years
37	65 years and over
38	Unknown
4	Drivers and passengers of motorcycles	163	172
41	- of which: 0 to 9 years
42	10 to 14 years
43	15 to 17 years
44	18 to 20 years
45	21 to 24 years
46	25 to 64 years
47	65 years and over
48	Unknown
5	Drivers and passengers of passenger cars	2 097	2 276	1 443	1 546
51	- of which: 0 to 9 years
52	10 to 14 years
53	15 to 17 years
54	18 to 20 years
55	21 to 24 years
56	25 to 64 years
57	65 years and over
58	Unknown
6	Drivers and passengers of motor coaches, buses, trolleybuses and tramcars
7	Drivers and passengers of goods road vehicles
8	Other drivers and passengers	126	54

(a) Included under previous item.

(a) Compris sous la rubrique précédente.

(a) Включены в предыдущий показатель.

3. Persons killed or injured in road traffic accidents by category of user and age group

3. Personnes tuées ou blessées dans les accidents de la circulation routière selon la catégorie d'usager de la route et le groupe d'âge

3. Число погибших или раненых в дорожно-транспортных происшествиях по категориям пользователей дорог и группам возраста

Unit : number - Unité : nombre - Единица: число

Description Description Описание	Killed - tuées - погибших				Injured - blessées - раненых			
	Total		Of which: drivers		Total		Of which: drivers	
	Total		Dont: conducteurs		Total		Dont: conducteurs	
	Всего		Погибшие: водители		Всего		Погибшие: водители	
	2001	2002	2001	2002	2001	2002	2001	2002
Croatia - Croatie - Хорватия								
0 Total (1+2+3+4+5+6+7+8)	647	627	335	339	22 093	23 923	11 686	13 188
01 - of which: 0 to 9 years	18	7	2	1	1 259	1 291	94	102
02 10 to 14 years	12	10	3	4	824	793	206	180
03 15 to 17 years	27	22	7	8	1 379	1 360	465	496
04 18 to 20 years	52	58	24	28	2 494	2 880	1 325	1 543
05 21 to 24 years	65	79	37	48	3 135	3 360	1 876	2 047
06 25 to 64 years	353	342	221	224	11 733	12 902	7 291	8 326
07 65 years and over	118	108	41	25	1 260	1 329	428	493
08 Unknown	2	1	-	1	9	8	1	1
1 Pedestrians	142	151			2 618	2 542		
11 - of which: 0 to 9 years	8	4			550	503		
12 10 to 14 years	6	1			224	240		
13 15 to 17 years	6	5			208	170		
14 18 to 20 years	7	3			144	119		
15 21 to 24 years	2	9			116	106		
16 25 to 64 years	53	57			898	930		
17 65 years and over	60	72			478	472		
18 Unknown	-	-			-	2		
2 Drivers and passengers of cycles	56	40	56	40	1 001	1 087	983	1 077
21 - of which: 0 to 9 years	2	1	2	1	87	102	79	97
22 10 to 14 years	2	2	2	2	145	127	139	124
23 15 to 17 years	2	-	2	-	70	59	69	59
24 18 to 20 years	1	-	1	-	43	52	43	50
25 21 to 24 years	2	-	2	-	48	53	47	53
26 25 to 64 years	31	24	31	24	449	518	447	518
27 65 years and over	16	13	16	13	159	176	159	176
28 Unknown	-	-	-	-	-	-	-	-
3 Drivers and passengers of mopeds	20	20	17	20	1 070	1 326	915	1 102
31 - of which: 0 to 9 years	-	-	-	-	10	6	4	1
32 10 to 14 years	-	-	-	-	70	66	51	43
33 15 to 17 years	1	4	-	4	277	315	215	236
34 18 to 20 years	2	4	1	4	167	238	139	186
35 21 to 24 years	1	2	1	2	128	186	110	155
36 25 to 64 years	12	9	11	9	374	478	356	446
37 65 years and over	4	1	4	1	41	37	40	35
38 Unknown	-	-	-	-	3	-	-	-
4 Drivers and passengers of motorcycles	37	58	30	47	1 035	1 252	823	1 006
41 - of which: 0 to 9 years	-	-	-	-	4	2	-	-
42 10 to 14 years	1	2	1	1	15	9	7	3
43 15 to 17 years	5	4	3	3	173	184	118	131
44 18 to 20 years	2	6	1	5	167	198	125	145
45 21 to 24 years	11	16	9	14	227	259	179	203
46 25 to 64 years	16	30	16	24	443	597	386	521
47 65 years and over	1	-	-	-	8	3	7	3
48 Unknown	1	-	-	-	1	-	1	-
5 Drivers and passengers of passenger cars	345	307	194	196	15 065	16 288	8 309	9 210
51 - of which: 0 to 9 years	6	2	-	-	571	654	8	4
52 10 to 14 years	3	5	-	1	340	318	6	7
53 15 to 17 years	12	9	2	1	605	600	62	63
54 18 to 20 years	39	43	20	18	1 902	2 157	987	1 113
55 21 to 24 years	46	47	22	28	2 489	2 594	1 463	1 533
56 25 to 64 years	211	185	139	142	8 699	9 462	5 609	6 255
57 65 years and over	28	16	11	6	454	503	174	235
58 Unknown	-	-	-	-	5	-	-	-
6 Drivers and passengers of motor coaches, buses, trolleybuses and tramcars	2	1	-	-	283	226	34	28
7 Drivers and passengers of goods road vehicles	16	22	11	15	630	793	408	544
8 Other drivers and passengers	29	28	27	21	391	409	214	221

3. Persons killed or injured in road traffic accidents by category of user and age group

3. Personnes tuées ou blessées dans les accidents de la circulation routière selon la catégorie d'usager de la route et le groupe d'âge

3. Число погибших или раненых в дорожно-транспортных происшествиях по категориям пользователей дорог и группам возраста

Unit : number - Unité : nombre - Единица: число

Description Description Описание	Killed - tuées - погибших				Injured - blessées - раненых			
	Total		Of which: drivers		Total		Of which: drivers	
	Total		Dont: conducteurs		Total		Dont: conducteurs	
	Всего		Погибшие: водители		Всего		Погибшие: водители	
	2001	2002	2001	2002	2001	2002	2001	2002
0 Total (1+2+3+4+5+6+7+8)	98	94	57	54	3 528	3 526	2 189	2 231
01 - of which: 0 to 9 years	1	2	178	185
02 10 to 14 years	-	-	109	125
03 15 to 17 years	8	11	273	238
04 18 to 20 years	10	5	438	443
05 21 to 24 years	14	14	438	463
06 25 to 64 years	45	45	1 813	1 799
07 65 years and over	20	17	279	273
08 Unknown	-	-	-	-
1 Pedestrians	21	17			307	323		
11 - of which: 0 to 9 years
12 10 to 14 years
13 15 to 17 years
14 18 to 20 years
15 21 to 24 years
16 25 to 64 years
17 65 years and over
18 Unknown
2 Drivers and passengers of cycles	1	3	1	2	54	45	53	43
21 - of which: 0 to 9 years
22 10 to 14 years
23 15 to 17 years
24 18 to 20 years
25 21 to 24 years
26 25 to 64 years
27 65 years and over
28 Unknown
3 Drivers and passengers of mopeds	11	6	9	5	479	407	416	365
31 - of which: 0 to 9 years
32 10 to 14 years
33 15 to 17 years
34 18 to 20 years
35 21 to 24 years
36 25 to 64 years
37 65 years and over
38 Unknown
4 Drivers and passengers of motorcycles	13	16	9	14	342	376	309	330
41 - of which: 0 to 9 years
42 10 to 14 years
43 15 to 17 years
44 18 to 20 years
45 21 to 24 years
46 25 to 64 years
47 65 years and over
48 Unknown
5 Drivers and passengers of passenger cars	52	52	38	38	2 346	2 375	1 411	1 493
51 - of which: 0 to 9 years
52 10 to 14 years
53 15 to 17 years
54 18 to 20 years
55 21 to 24 years	-	-
56 25 to 64 years
57 65 years and over
58 Unknown
6 Drivers and passengers of motor coaches, buses, trolleybuses and tramcars	-	-	-	-	-	-	-	-
7 Drivers and passengers of goods road vehicles	-	-	-	-	-	-	-	-
8 Other drivers and passengers	-	-	-	-	-	-	-	-

Cyprus - Chypre - Кипр

3. Persons killed or injured in road traffic accidents by category of user and age group

3. Personnes tuées ou blessées dans les accidents de la circulation routière selon la catégorie d'usager de la route et le groupe d'âge

3. Число погибших или раненых в дорожно-транспортных происшествиях по категориям пользователей дорог и группам возраста

Unit : number - Unité : nombre - Единица: число

Description Description Описание	Killed - tuées - погибших				Injured - blessées - раненых			
	Total		Of which: drivers		Total		Of which: drivers	
	Total		Dont: conducteurs		Total		Dont: conducteurs	
	Всего		Погибшие: водители		Всего		Погибшие: водители	
	2001	2002	2001	2002	2001	2002	2001	2002
0 Total (1+2+3+4+5+6+7+8)	1 334	1 431	697	791	33 676	34 389	17 739	18 443
01 - of which: 0 to 9 years	21	27	1	4	1 682	1 609	178	189
02 10 to 14 years	17	19	4	3	1 471	1 523	384	354
03 15 to 17 years	37	33	14	10	1 680	1 534	565	511
04 18 to 20 years	78	90	34	38	3 235	3 163	1 582	1 480
05 21 to 24 years	159	132	97	78	4 525	4 700	2 666	2 788
06 25 to 64 years	771	906	454	572	18 685	19 372	11 514	12 205
07 65 years and over	240	212	93	85	2 348	2 452	849	915
08 Unknown	11	12	-	1	50	36	1	1
1 Pedestrians	322	309			5 090	4 962		
11 - of which: 0 to 9 years	7	9			773	698		
12 10 to 14 years	5	4			539	571		
13 15 to 17 years	8	5			284	252		
14 18 to 20 years	5	14			245	234		
15 21 to 24 years	21	12			279	277		
16 25 to 64 years	155	161			2 111	2 053		
17 65 years and over	112	96			841	858		
18 Unknown	9	8			18	19		
2 Drivers and passengers of cycles	141	160	141	159	3 715	3 981	3 681	3 930
21 - of which: 0 to 9 years	1	4	1	4	185	203	177	180
22 10 to 14 years	3	2	3	2	363	336	352	325
23 15 to 17 years	5	3	5	3	262	273	259	265
24 18 to 20 years	1	5	1	5	184	210	180	209
25 21 to 24 years	6	4	6	4	261	285	257	283
26 25 to 64 years	82	106	82	105	2 114	2 279	2 110	2 275
27 65 years and over	43	36	43	36	346	393	346	393
28 Unknown	-	-	-	-	-	2	-	-
3 Drivers and passengers of mopeds	9	17	9	17	206	189	200	188
31 - of which: 0 to 9 years	-	-	-	-	3	-	-	-
32 10 to 14 years	-	-	-	-	5	1	3	-
33 15 to 17 years	-	-	-	-	10	1	9	1
34 18 to 20 years	-	-	-	-	11	6	11	6
35 21 to 24 years	-	3	-	3	17	14	17	14
36 25 to 64 years	3	7	3	7	125	127	125	127
37 65 years and over	6	7	6	7	35	40	35	40
38 Unknown	-	-	-	-	-	-	-	-
4 Drivers and passengers of motorcycles	86	117	75	107	2 184	2 229	1 822	1 871
41 - of which: 0 to 9 years	-	-	-	-	3	-	-	-
42 10 to 14 years	-	1	-	1	43	39	21	18
43 15 to 17 years	8	7	7	7	352	274	254	200
44 18 to 20 years	19	12	15	8	505	406	408	309
45 21 to 24 years	19	32	16	29	475	468	402	389
46 25 to 64 years	40	64	37	61	771	1 010	703	927
47 65 years and over	-	1	-	1	34	30	34	28
48 Unknown	-	-	-	-	1	-	-	-
5 Drivers and passengers of passenger cars	716	759	430	455	20 544	20 861	10 989	11 319
51 - of which: 0 to 9 years	13	14	-	-	687	669	-	-
52 10 to 14 years	8	12	-	-	475	527	-	3
53 15 to 17 years	16	18	2	-	724	698	41	45
54 18 to 20 years	50	58	17	25	2 206	2 204	956	917
55 21 to 24 years	106	74	70	38	3 260	3 409	1 838	1 949
56 25 to 64 years	443	513	297	352	12 236	12 418	7 732	7 965
57 65 years and over	79	66	44	39	927	923	421	439
58 Unknown	1	4	-	1	29	13	1	1
6 Drivers and passengers of motor coaches, buses, trolleybuses and tramcars	7	7	3	3	553	657	43	34
7 Drivers and passengers of goods road vehicles	49	52	36	43	1 288	1 395	932	1 016
8 Other drivers and passengers	4	10	3	7	96	115	72	85

3. Persons killed or injured in road traffic accidents by category of user and age group

3. Personnes tuées ou blessées dans les accidents de la circulation routière selon la catégorie d'usager de la route et le groupe d'âge

3. Число погибших или раненых в дорожно-транспортных происшествиях по категориям пользователей дорог и группам возраста

Unit : number - Unité : nombre - Единица: число

Description Description Описание	Killed - tuées - погибших				Injured - blessées - раненых			
	Total		Of which: drivers		Total		Of which: drivers	
	Total		Dont: conducteurs		Total		Dont: conducteurs	
	Всего		Погибшие: водители		Всего		Погибшие: водители	
	2001	2002	2001	2002	2001	2002	2001	2002
0 Total (1+2+3+4+5+6+7+8)	431	463	300	310	8 465	8 791	5 789	5 988
01 - of which: 0 to 9 years	10	8	1	-	274	301	37	49
02 10 to 14 years	11	6	5	3	320	360	123	159
03 15 to 17 years	23	26	11	9	689	840	406	495
04 18 to 20 years	31	37	20	18	863	894	584	568
05 21 to 24 years	37	39	26	31	870	917	629	650
06 25 to 64 years	217	244	174	186	4 633	4 663	3 580	3 594
07 65 years and over	102	103	63	63	804	805	425	468
08 Unknown	-	-	-	-	12	11	5	5
1 Pedestrians	49	64			764	782		
11 - of which: 0 to 9 years	1	1			59	72		
12 10 to 14 years	1	2			66	73		
13 15 to 17 years	3	4			45	71		
14 18 to 20 years	1	5			28	43		
15 21 to 24 years	2	2			47	52		
16 25 to 64 years	21	27			314	295		
17 65 years and over	20	23			204	175		
18 Unknown	-	-			1	1		
2 Drivers and passengers of cycles	56	52	56	51	1 513	1 619	1 503	1 611
21 - of which: 0 to 9 years	1	1	1	-	44	53	36	48
22 10 to 14 years	5	3	5	3	105	143	103	141
23 15 to 17 years	2	-	2	-	101	110	101	110
24 18 to 20 years	-	2	-	2	90	83	90	83
25 21 to 24 years	2	1	2	1	132	137	132	136
26 25 to 64 years	22	22	22	22	900	921	900	921
27 65 years and over	24	23	24	23	141	172	141	172
28 Unknown	-	-	-	-	-	-	-	-
3 Drivers and passengers of mopeds	31	29	28	27	988	1 056	917	966
31 - of which: 0 to 9 years	-	-	-	-	-	-	-	-
32 10 to 14 years	1	1	-	-	23	30	17	16
33 15 to 17 years	8	6	7	6	313	401	273	351
34 18 to 20 years	2	1	1	-	127	110	113	99
35 21 to 24 years	1	1	1	1	55	60	51	54
36 25 to 64 years	16	14	16	14	420	415	413	406
37 65 years and over	3	6	3	6	50	40	50	40
38 Unknown	-	-	-	-	-	-	-	-
4 Drivers and passengers of motorcycles	24	33	24	32	585	611	538	553
41 - of which: 0 to 9 years	-	-	-	-	1	1	-	-
42 10 to 14 years	-	-	-	-	3	6	1	1
43 15 to 17 years	-	1	-	1	17	23	13	17
44 18 to 20 years	1	1	1	1	55	61	47	46
45 21 to 24 years	5	4	5	4	82	81	77	73
46 25 to 64 years	17	25	17	24	414	427	388	404
47 65 years and over	1	2	1	2	13	11	12	11
48 Unknown	-	-	-	-	-	1	-	1
5 Drivers and passengers of passenger cars	242	246	169	170	4 017	4 187	2 460	2 521
51 - of which: 0 to 9 years	7	6	-	-	163	167	-	-
52 10 to 14 years	4	-	-	-	113	93	-	-
53 15 to 17 years	10	13	2	1	188	218	16	16
54 18 to 20 years	24	24	15	12	515	551	308	311
55 21 to 24 years	26	25	17	20	483	533	323	350
56 25 to 64 years	117	132	100	106	2 191	2 241	1 601	1 601
57 65 years and over	54	46	35	31	353	375	207	239
58 Unknown	-	-	-	-	11	9	5	4
6 Drivers and passengers of motor coaches, buses, trolleybuses and tramcars	2	4	-	-	101	85	11	13
7 Drivers and passengers of goods road vehicles	24	34	21	29	472	432	339	312
8 Other drivers and passengers	3	1	2	1	25	19	21	12

3. Persons killed or injured in road traffic accidents by category of user and age group

3. Personnes tuées ou blessées dans les accidents de la circulation routière selon la catégorie d'usager de la route et le groupe d'âge

3. Число погибших или раненых в дорожно-транспортных происшествиях по категориям пользователей дорог и группам возраста

Unit : number - Unité : nombre - Единица: число

Description Description Описание	Killed - tuées - погибших				Injured - blessées - раненых			
	Total		Of which: drivers		Total		Of which: drivers	
	Total		Dont: conducteurs		Total		Dont: conducteurs	
	Всего		Погибшие: водители		Всего		Погибшие: водители	
	2001	2002	2001	2002	2001	2002	2001	2002
0 Total (1+2+3+4+5+6+7+8)	199	223	78	96	2 443	2 868	939	1 202
01 - of which: 0 to 9 years	9	7	1	-	170	173	15	25
02 10 to 14 years	5	4	1	2	163	164	37	40
03 15 to 17 years	11	4	2	3	154	183	35	42
04 18 to 20 years	16	14	8	5	253	327	82	120
05 21 to 24 years	16	26	4	11	274	337	119	162
06 25 to 64 years	118	141	59	65	1 250	1 487	608	759
07 65 years and over	22	23	3	10	175	195	41	54
08 Unknown	2	4	-	-	4	2	2	-
1 Pedestrians	60	59			585	578		
11 - of which: 0 to 9 years	2	4			77	86		
12 10 to 14 years	3	2			69	62		
13 15 to 17 years	-	-			31	29		
14 18 to 20 years	1	6			35	37		
15 21 to 24 years	3	1			33	35		
16 25 to 64 years	32	32			249	243		
17 65 years and over	17	11			90	85		
18 Unknown	2	3			1	1		
2 Drivers and passengers of cycles	18	19	18	19	176	224	175	221
21 - of which: 0 to 9 years	1	-	1	-	16	28	15	25
22 10 to 14 years	1	1	1	1	27	31	27	31
23 15 to 17 years	-	-	-	-	13	13	13	13
24 18 to 20 years	1	-	1	-	12	20	12	20
25 21 to 24 years	1	-	1	-	15	9	15	9
26 25 to 64 years	13	12	13	12	79	99	79	99
27 65 years and over	1	6	1	6	14	24	14	24
28 Unknown	-	-	-	-	-	-	-	-
3 Drivers and passengers of mopeds					31	38	27	33
31 - of which: 0 to 9 years	-	-	-	-	-	2	-	-
32 10 to 14 years	-	-	-	-	5	8	5	7
33 15 to 17 years	-	-	-	-	5	6	5	6
34 18 to 20 years	-	-	-	-	3	8	2	6
35 21 to 24 years	-	-	-	-	3	2	2	2
36 25 to 64 years	-	-	-	-	11	10	9	10
37 65 years and over	-	-	-	-	4	2	4	2
38 Unknown	-	-	-	-	-	-	-	-
4 Drivers and passengers of motorcycles	7	5	6	3	52	77	45	60
41 - of which: 0 to 9 years	-	-	-	-	-	-	-	-
42 10 to 14 years	-	1	-	1	2	5	1	-
43 15 to 17 years	-	1	-	1	7	15	4	10
44 18 to 20 years	1	-	1	-	9	17	9	14
45 21 to 24 years	-	-	-	-	11	12	10	10
46 25 to 64 years	5	2	4	1	23	28	21	26
47 65 years and over	1	-	1	-	-	-	-	-
48 Unknown	-	1	-	-	-	-	-	-
5 Drivers and passengers of passenger cars	102	128	47	67	1 446	1 716	622	802
51 - of which: 0 to 9 years	5	2	-	-	73	53	-	2
52 10 to 14 years	1	-	-	-	52	52	3	2
53 15 to 17 years	10	3	2	2	90	107	11	12
54 18 to 20 years	12	8	6	5	184	220	55	78
55 21 to 24 years	12	25	3	11	202	265	90	136
56 25 to 64 years	59	86	35	46	788	950	441	546
57 65 years and over	3	4	1	3	55	68	20	28
58 Unknown	-	-	-	-	2	1	2	-
6 Drivers and passengers of motor coaches, buses, trolleybuses and tramcars	3	3	1	1	44	104	9	18
7 Drivers and passengers of goods road vehicles	1	7	-	4	95	112	51	58
8 Other drivers and passengers	8	2	7	2	14	19	10	10

3. Persons killed or injured in road traffic accidents by category of user and age group

3. Personnes tuées ou blessées dans les accidents de la circulation routière selon la catégorie d'usager de la route et le groupe d'âge

3. Число погибших или раненых в дорожно-транспортных происшествиях по категориям пользователей дорог и группам возраста

Unit : number - Unité : nombre - Единица: число

Description Description Описание	Killed - tuées - погибших				Injured - blessées - раненых			
	Total		Of which: drivers		Total		Of which: drivers	
	Total		Dont: conducteurs		Total		Dont: conducteurs	
	Всего		Погибшие: водители		Всего		Погибшие: водители	
	2001	2002	2001	2002	2001	2002	2001	2002
0 Total (1+2+3+4+5+6+7+8)	433	415	282	280	8 411	8 156	5 155	5 075
01 - of which: 0 to 9 years	11	10	2	1	298	276	52	45
02 10 to 14 years	8	8	3	5	405	425	186	185
03 15 to 17 years	20	15	8	5	799	749	449	405
04 18 to 20 years	45	43	29	32	912	944	554	557
05 21 to 24 years	39	30	22	17	731	730	466	465
06 25 to 64 years	214	210	156	150	4 382	4 213	2 982	2 957
07 65 years and over	96	99	62	70	884	819	466	461
08 Unknown	-	-	-	-	-	-	-	-
1 Pedestrians	62	40			725	644		
11 - of which: 0 to 9 years	3	4			77	65		
12 10 to 14 years	1	-			59	65		
13 15 to 17 years	1	1			37	29		
14 18 to 20 years	4	2			35	33		
15 21 to 24 years	7	-			30	25		
16 25 to 64 years	20	19			316	276		
17 65 years and over	26	14			171	151		
18 Unknown	-	-			-	-		
2 Drivers and passengers of cycles	59	53	59	53	992	987	987	983
21 - of which: 0 to 9 years	1	1	1	1	53	43	52	43
22 10 to 14 years	2	4	2	4	149	153	146	150
23 15 to 17 years	4	-	4	-	77	61	77	61
24 18 to 20 years	2	-	2	-	61	48	61	48
25 21 to 24 years	-	-	-	-	49	55	48	55
26 25 to 64 years	22	18	22	18	431	472	431	471
27 65 years and over	28	30	28	30	172	155	172	155
28 Unknown	-	-	-	-	-	-	-	-
3 Drivers and passengers of mopeds	7	7	7	6	378	338	354	313
31 - of which: 0 to 9 years	1	-	1	-	2	4	-	1
32 10 to 14 years	1	1	1	1	45	37	35	28
33 15 to 17 years	2	3	2	3	262	233	250	224
34 18 to 20 years	-	1	-	1	13	11	13	9
35 21 to 24 years	-	-	-	-	6	5	6	3
36 25 to 64 years	2	-	2	-	31	28	31	27
37 65 years and over	1	2	1	1	19	21	19	21
38 Unknown	-	-	-	-	-	-	-	-
4 Drivers and passengers of motorcycles	16	22	14	22	411	480	347	427
41 - of which: 0 to 9 years	-	-	-	-	-	-	-	-
42 10 to 14 years	-	-	-	-	9	7	3	3
43 15 to 17 years	1	2	1	2	101	115	85	96
44 18 to 20 years	2	-	2	-	30	31	20	25
45 21 to 24 years	3	4	2	4	49	50	43	44
46 25 to 64 years	10	16	9	16	220	273	195	256
47 65 years and over	-	-	-	-	1	3	1	3
48 Unknown	-	-	-	-	-	-	-	-
5 Drivers and passengers of passenger cars	262	267	181	183	5 185	5 041	3 062	2 964
51 - of which: 0 to 9 years	4	4	-	-	150	152	-	1
52 10 to 14 years	4	2	-	-	123	135	2	4
53 15 to 17 years	11	8	-	-	297	269	30	18
54 18 to 20 years	37	39	25	30	726	781	432	453
55 21 to 24 years	26	23	17	11	538	538	332	336
56 25 to 64 years	141	143	108	106	2 893	2 726	2 015	1 888
57 65 years and over	39	48	31	36	458	440	251	264
58 Unknown	-	-	-	-	-	-	-	-
6 Drivers and passengers of motor coaches, buses, trolleybuses and tramcars	3	4	1	-	133	174	12	30
7 Drivers and passengers of goods road vehicles	15	17	13	13	469	404	316	300
8 Other drivers and passengers	9	5	7	3	118	88	77	58

3. Persons killed or injured in road traffic accidents by category of user and age group

3. Personnes tuées ou blessées dans les accidents de la circulation routière selon la catégorie d'usager de la route et le groupe d'âge

3. Число погибших или раненых в дорожно-транспортных происшествиях по категориям пользователей дорог и группам возраста

Unit : number - Unité : nombre - Единица: число

Description Description Описание	Killed - tuées - погибших				Injured - blessées - раненых			
	Total		Of which: drivers		Total		Of which: drivers	
	Total		Dont: conducteurs		Total		Dont: conducteurs	
	Всего		Погибшие: водители		Всего		Погибшие: водители	
	2001	2002	2001	2002	2001	2002	2001	2002

France - France - Франция

0	Total (1+2+3+4+5+6+7+8)	7 720	7 242	5 318	4 958	153 945	137 839	99 261	89 253
01	- of which: 0 to 9 years	166	142	4	5	6 114	5 375	273	242
02	10 to 14 years	118	104	40	31	6 139	5 433	1 872	1 606
03	15 to 17 years	351	293	169	152	12 643	11 199	7 766	6 921
04	18 to 20 years	849	756	577	501	16 687	14 335	10 585	9 231
05	21 to 24 years	877	806	663	624	18 309	16 440	12 937	11 598
06	25 to 64 years	3 989	3 791	3 107	2 929	79 681	71 977	59 043	53 491
07	65 years and over	1 288	1 265	694	651	12 148	11 268	5 511	5 102
08	Unknown	82	85	64	65	2 224	1 812	1 274	1 062
1	Pedestrians	778	819			17 458	16 072		
11	- of which: 0 to 9 years	36	40			2 510	2 187		
12	10 to 14 years	20	18			1 880	1 727		
13	15 to 17 years	20	20			936	804		
14	18 to 20 years	21	28			862	758		
15	21 to 24 years	27	19			887	818		
16	25 to 64 years	320	328			6 587	6 187		
17	65 years and over	325	356			3 699	3 514		
18	Unknown	9	10			97	77		
2	Drivers and passengers of cycles	242	211	241	208	5 259	4 571	5 214	4 513
21	- of which: 0 to 9 years	5	5	4	5	279	255	270	238
22	10 to 14 years	17	16	17	14	783	670	763	654
23	15 to 17 years	9	8	9	8	441	347	438	341
24	18 to 20 years	9	2	9	2	305	258	300	256
25	21 to 24 years	5	4	5	4	337	282	335	280
26	25 to 64 years	106	101	106	100	2 475	2 195	2 469	2 184
27	65 years and over	89	71	89	71	580	495	580	492
28	Unknown	2	4	2	4	59	69	59	68
3	Drivers and passengers of mopeds	426	366	397	337	18 866	16 785	16 618	14 859
31	- of which: 0 to 9 years	1	1	-	-	36	26	-	1
32	10 to 14 years	25	21	22	16	1 470	1 234	1 069	929
33	15 to 17 years	142	121	124	109	7 834	6 998	6 740	6 063
34	18 to 20 years	63	56	60	50	3 822	3 214	3 432	2 873
35	21 to 24 years	25	20	25	19	1 644	1 532	1 498	1 398
36	25 to 64 years	137	122	133	118	3 555	3 344	3 403	3 185
37	65 years and over	30	17	30	17	277	211	273	206
38	Unknown	3	8	3	8	228	226	203	204
4	Drivers and passengers of motorcycles	1 011	973	931	899	19 175	17 545	17 123	15 721
41	- of which: 0 to 9 years	-	1	-	-	44	32	1	-
42	10 to 14 years	4	3	1	1	119	82	16	10
43	15 to 17 years	28	28	22	23	569	519	404	380
44	18 to 20 years	63	57	55	52	1 069	999	808	760
45	21 to 24 years	168	154	147	140	2 973	2 656	2 572	2 273
46	25 to 64 years	733	710	693	664	14 089	12 991	13 052	12 069
47	65 years and over	7	7	7	7	71	108	92	104
48	Unknown	8	13	6	12	212	158	178	125
5	Drivers and passengers of passenger cars	4 998	4 602	3 549	3 297	88 029	78 158	57 046	51 249
51	- of which: 0 to 9 years	121	93	-	-	3 143	2 761	-	-
52	10 to 14 years	49	39	-	-	1 759	1 594	19	9
53	15 to 17 years	148	113	14	11	2 699	2 409	172	119
54	18 to 20 years	682	604	446	393	10 345	8 875	5 910	5 241
55	21 to 24 years	632	594	469	450	11 999	10 739	8 234	7 368
56	25 to 64 years	2 490	2 334	2 014	1 875	49 362	43 963	37 480	33 687
57	65 years and over	816	779	553	530	7 170	6 632	4 446	4 195
58	Unknown	60	46	53	38	1 552	1 185	785	630
6	Drivers and passengers of motor coaches, buses, trolleybuses and tramcars	13	10	3	1	960	905	115	122
7	Drivers and passengers of goods road vehicles	210	201	167	166	3 610	3 272	2 746	2 438
8	Other drivers and passengers	42	60	30	50	588	531	399	351

3. Persons killed or injured in road traffic accidents by category of user and age group

3. Personnes tuées ou blessées dans les accidents de la circulation routière selon la catégorie d'usager de la route et le groupe d'âge

3. Число погибших или раненых в дорожно-транспортных происшествиях по категориям пользователей дорог и группам возраста

Unit : number - Unité : nombre - Единица: число

Description Description Описание	Killed - tuées - погибших				Injured - blessées - раненых			
	Total		Of which: drivers		Total		Of which: drivers	
	Total		Dont: conducteurs		Total		Dont: conducteurs	
	Всего		Погибшие: водители		Всего		Погибшие: водители	
	2001	2002	2001	2002	2001	2002	2001	2002
0 Total (1+2+3+4+5+6+7+8)	558	515	140	153	2 376	2 509	603	690
01 - of which: 0 to 9 years	7	7	-	-	41	59
02 10 to 14 years	16	13	132	147
03 15 to 17 years	(a)	(a)	(a)	(a)
04 18 to 20 years	95	90	625	660
05 21 to 24 years	(a)	(a)	(a)	(a)
06 25 to 64 years	355	339	1 403	1 426
07 65 years and over	85	67	175	217
08 Unknown
1 Pedestrians	256	218			802	841		
11 - of which: 0 to 9 years	4	4			21	25		
12 10 to 14 years	14	12			73	79		
13 15 to 17 years	(a)	(a)			(a)	(a)		
14 18 to 20 years	26	24			149	155		
15 21 to 24 years	(a)	(a)			(a)	(a)		
16 25 to 64 years	145	131			443	463		
17 65 years and over	67	47			116	119		
18 Unknown	-	-			-	-		
2 Drivers and passengers of cycles	1	1	-
21 - of which: 0 to 9 years
22 10 to 14 years
23 15 to 17 years
24 18 to 20 years
25 21 to 24 years
26 25 to 64 years
27 65 years and over
28 Unknown
3 Drivers and passengers of mopeds
31 - of which: 0 to 9 years
32 10 to 14 years
33 15 to 17 years
34 18 to 20 years
35 21 to 24 years
36 25 to 64 years
37 65 years and over
38 Unknown
4 Drivers and passengers of motorcycles
41 - of which: 0 to 9 years
42 10 to 14 years
43 15 to 17 years
44 18 to 20 years
45 21 to 24 years
46 25 to 64 years
47 65 years and over
48 Unknown
5 Drivers and passengers of passenger cars
51 - of which: 0 to 9 years
52 10 to 14 years
53 15 to 17 years
54 18 to 20 years
55 21 to 24 years
56 25 to 64 years
57 65 years and over
58 Unknown
6 Drivers and passengers of motor coaches, buses, trolleybuses and tramcars
7 Drivers and passengers of goods road vehicles
8 Other drivers and passengers

(a) Included under previous item.

(a) Compris sous la rubrique précédente.

(a) Включены в предыдущий показатель.

3. Persons killed or injured in road traffic accidents by category of user and age group

3. Personnes tuées ou blessées dans les accidents de la circulation routière selon la catégorie d'usager de la route et le groupe d'âge

3. Число погибших или раненых в дорожно-транспортных происшествиях по категориям пользователей дорог и группам возраста

Unit : number - Unité : nombre - Единица: число

Description Description Описание	Killed - tuées - погибших				Injured - blessées - раненых			
	Total		Of which: drivers		Total		Of which: drivers	
	Total		Dont: conducteurs		Total		Dont: conducteurs	
	Всего		Погибшие: водители		Всего		Погибшие: водители	
	2001	2002	2001	2002	2001	2002	2001	2002

Germany - Allemagne - Германия

0	Total (1+2+3+4+5+6+7+8)	6 977	6 842	4 810	4 717	494 775	476 413	342 252	330 799
01	- of which: 0 to 9 years	121	110	16	14	19 990	19 466	3 310	3 276
02	10 to 14 years	110	106	38	28	22 584	21 581	10 335	10 085
03	15 to 17 years	286	318	108	140	31 383	30 923	17 427	17 246
04	18 to 20 years	874	776	655	534	56 040	51 562	39 319	36 171
05	21 to 24 years	732	774	548	578	52 811	50 777	39 156	37 312
06	25 to 64 years	3 571	3 522	2 775	2 786	274 211	264 097	211 427	204 573
07	65 years and over	1 283	1 236	670	637	37 066	37 467	20 760	21 739
08	Unknown	-	-	-	-	690	540	518	397
1	Pedestrians	900	873			37 101	36 343		
11	- of which: 0 to 9 years	45	33			6 731	6 483		
12	10 to 14 years	27	30			4 835	4 564		
13	15 to 17 years	24	22			2 006	2 054		
14	18 to 20 years	22	32			1 651	1 700		
15	21 to 24 years	25	35			1 653	1 721		
16	25 to 64 years	325	336			13 515	13 452		
17	65 years and over	432	385			6 545	6 232		
18	Unknown	-	-			165	137		
2	Drivers and passengers of cycles	635	583	634	581	71 079	70 173	70 591	69 706
21	- of which: 0 to 9 years	16	14	15	13	3 562	3 489	3 258	3 229
22	10 to 14 years	37	28	37	27	10 263	10 026	10 156	9 911
23	15 to 17 years	30	24	30	24	5 605	5 593	5 566	5 561
24	18 to 20 years	9	12	9	12	3 285	3 184	3 274	3 170
25	21 to 24 years	10	10	10	10	3 882	3 771	3 873	3 761
26	25 to 64 years	268	260	268	260	35 887	35 267	35 871	35 243
27	65 years and over	265	235	265	235	8 327	8 620	8 325	8 618
28	Unknown	-	-	-	-	268	213	268	213
3	Drivers and passengers of mopeds	138	131	131	126	18 733	17 871	17 327	16 516
31	- of which: 0 to 9 years	-	-	-	-	37	39	2	3
32	10 to 14 years	3	-	1	-	283	301	89	80
33	15 to 17 years	25	36	23	34	6 677	6 624	5 902	5 888
34	18 to 20 years	10	5	8	3	1 899	1 661	1 712	1 494
35	21 to 24 years	4	2	4	2	1 018	1 014	953	945
36	25 to 64 years	58	57	57	56	7 861	7 296	7 720	7 187
37	65 years and over	38	31	38	31	926	928	917	911
38	Unknown	-	-	-	-	32	8	32	8
4	Drivers and passengers of motorcycles	964	913	912	874	37 699	37 366	34 345	34 045
41	- of which: 0 to 9 years	-	-	-	-	99	76	1	-
42	10 to 14 years	3	2	-	1	251	324	14	26
43	15 to 17 years	59	73	49	65	6 470	6 287	5 446	5 339
44	18 to 20 years	83	47	72	44	3 532	3 097	3 085	2 707
45	21 to 24 years	104	107	99	103	3 278	3 202	3 030	2 888
46	25 to 64 years	700	658	677	635	23 471	23 691	22 195	22 424
47	65 years and over	15	26	15	26	569	662	545	634
48	Unknown	-	-	-	-	29	27	29	27
5	Drivers and passengers of passenger cars	4 023	4 005	2 908	2 882	306 427	291 977	206 116	197 369
51	- of which: 0 to 9 years	54	60	-	1	8 907	8 676	22	16
52	10 to 14 years	39	44	-	-	6 185	5 740	43	38
53	15 to 17 years	147	161	6	16	10 100	9 782	455	401
54	18 to 20 years	736	666	557	465	44 430	40 775	30 593	28 226
55	21 to 24 years	567	595	423	450	40 906	39 071	29 918	28 469
56	25 to 64 years	1 974	1 966	1 583	1 633	177 224	168 818	134 381	128 990
57	65 years and over	506	513	339	317	18 509	18 980	10 541	11 094
58	Unknown	-	-	-	-	166	135	163	135
6	Drivers and passengers of motor coaches, buses, trolleybuses and tramcars	11	14	5	2	5 823	5 634	634	651
7	Drivers and passengers of goods road vehicles	230	244	190	207	14 379	13 295	11 415	10 588
8	Other drivers and passengers	76	79	30	45	3 534	3 764	1 824	1 924

3. Persons killed or injured in road traffic accidents by category of user and age group

3. Personnes tuées ou blessées dans les accidents de la circulation routière selon la catégorie d'usager de la route et le groupe d'âge

3. Число погибших или раненых в дорожно-транспортных происшествиях по категориям пользователей дорог и группам возраста

Unit : number - Unité : nombre - Единица: число

Description Description Описание	Killed - tuées - погибших				Injured - blessées - раненых			
	Total		Of which: drivers		Total		Of which: drivers	
	Total		Dont: conducteurs		Total		Dont: conducteurs	
	Всего		Погибшие: водители		Всего		Погибшие: водители	
	2001	2002	2001	2002	2001	2002	2001	2002
Hungary - Hongrie - Венгрия								
0 Total (1+2+3+4+5+6+7+8)	1 239	1 429	652	757	24 149	25 978	12 333	13 365
01 - of which: 0 to 9 years	21	35	4	3	1 211	1 215	141	149
02 10 to 14 years	16	13	5	7	1 176	1 202	365	364
03 15 to 17 years	25	25	11	3	1 059	1 167	385	404
04 18 to 20 years	63	51	36	17	1 717	1 785	795	773
05 21 to 24 years	101	118	59	68	2 956	3 130	1 581	1 653
06 25 to 64 years	747	938	431	566	13 835	15 206	8 184	9 053
07 65 years and over	248	231	100	89	2 091	2 226	857	960
08 Unknown	18	18	6	4	104	47	25	9
1 Pedestrians	355	378			3 851	3 910		
11 - of which: 0 to 9 years	8	18			397	383		
12 10 to 14 years	3	-			378	375		
13 15 to 17 years	3	6			191	223		
14 18 to 20 years	5	6			151	170		
15 21 to 24 years	14	15			194	204		
16 25 to 64 years	189	204			1 744	1 804		
17 65 years and over	124	117			777	739		
18 Unknown	9	12			19	12		
2 Drivers and passengers of cycles	196	182	196	178	3 188	2 772	3 114	2 718
21 - of which: 0 to 9 years	4	4	4	2	170	167	138	131
22 10 to 14 years	5	5	5	5	347	297	333	290
23 15 to 17 years	2	1	2	1	156	133	146	131
24 18 to 20 years	5	2	5	2	99	83	95	82
25 21 to 24 years	5	3	5	3	171	125	169	123
26 25 to 64 years	118	121	118	119	1 748	1 522	1 737	1 516
27 65 years and over	54	44	54	44	485	441	484	441
28 Unknown	3	2	3	2	12	4	12	4
3 Drivers and passengers of mopeds	47	41	46	40	1 296	1 098	1 258	1 060
31 - of which: 0 to 9 years	-	-	-	-	5	5	1	1
32 10 to 14 years	-	1	-	1	32	43	25	39
33 15 to 17 years	3	-	3	-	150	133	143	125
34 18 to 20 years	3	2	3	2	115	104	109	95
35 21 to 24 years	2	4	2	3	187	130	183	123
36 25 to 64 years	25	21	24	21	696	592	686	586
37 65 years and over	14	13	14	13	108	91	108	91
38 Unknown	-	-	-	-	3	-	3	-
4 Drivers and passengers of motorcycles	56	52	47	48	916	916	759	771
41 - of which: 0 to 9 years	-	-	-	-	5	3	-	1
42 10 to 14 years	-	-	-	-	6	11	4	6
43 15 to 17 years	3	1	3	1	52	55	30	45
44 18 to 20 years	4	4	4	4	120	94	98	68
45 21 to 24 years	15	14	10	12	187	170	146	132
46 25 to 64 years	28	30	27	28	531	565	471	503
47 65 years and over	5	3	3	3	9	18	9	16
48 Unknown	1	-	-	-	6	-	1	-
5 Drivers and passengers of passenger cars	502	618	314	397	12 840	14 829	6 336	7 695
51 - of which: 0 to 9 years	9	11	-	-	580	601	1	10
52 10 to 14 years	6	6	-	1	375	402	3	26
53 15 to 17 years	14	16	3	1	472	565	61	98
54 18 to 20 years	43	33	23	8	1 132	1 232	459	498
55 21 to 24 years	60	72	39	45	2 016	2 240	991	1 157
56 25 to 64 years	320	436	221	319	7 673	9 029	4 580	5 548
57 65 years and over	45	42	25	22	544	740	234	355
58 Unknown	5	2	3	1	48	20	7	3
6 Drivers and passengers of motor coaches, buses, trolleybuses and tramcars	8	33	2	6	559	482	39	41
7 Drivers and passengers of goods road vehicles	55	107	32	77	1 241	1 607	647	911
8 Other drivers and passengers	20	18	15	11	258	364	180	169

3. Persons killed or injured in road traffic accidents by category of user and age group

3. Personnes tuées ou blessées dans les accidents de la circulation routière selon la catégorie d'usager de la route et le groupe d'âge

3. Число погибших или раненых в дорожно-транспортных происшествиях по категориям пользователей дорог и группам возраста

Unit : number - Unité : nombre - Единица: число

Description Description Описание	Killed - tués - погибших				Injured - blessées - раненых			
	Total		Of which: drivers		Total		Of which: drivers	
	Total		Dont: conducteurs		Total		Dont: conducteurs	
	Всего		Погибшие: водители		Всего		Погибшие: водители	
	2001	2002	2001	2002	2001	2002	2001	2002
Iceland - Islande - Исландия								
0 Total (1+2+3+4+5+6+7+8)	24	...	10	...	1 278	...	772	...
01 - of which: 0 to 9 years	1	...	-	...	80	...	11	...
02 10 to 14 years	1	...	-	...	59	...	11	...
03 15 to 17 years	2	...	-	...	128	...	56	...
04 18 to 20 years	4	...	2	...	183	...	121	...
05 21 to 24 years	2	...	1	...	141	...	93	...
06 25 to 64 years	11	...	6	...	574	...	411	...
07 65 years and over	3	...	1	...	113	...	69	...
08 Unknown	-	...	-	...	-	...	-	...
1 Pedestrians	1	...			86	...		
11 - of which: 0 to 9 years	-	...			21	...		
12 10 to 14 years	-	...			11	...		
13 15 to 17 years	-	...			8	...		
14 18 to 20 years	-	...			8	...		
15 21 to 24 years	-	...			10	...		
16 25 to 64 years	-	...			18	...		
17 65 years and over	1	...			10	...		
18 Unknown	-	...			-	...		
2 Drivers and passengers of cycles	-	...	-	...	32	...	31	...
21 - of which: 0 to 9 years	-	...	-	...	8	...	8	...
22 10 to 14 years	-	...	-	...	9	...	8	...
23 15 to 17 years	-	...	-	...	3	...	3	...
24 18 to 20 years	-	...	-	...	1	...	1	...
25 21 to 24 years	-	...	-	...	1	...	1	...
26 25 to 64 years	-	...	-	...	9	...	9	...
27 65 years and over	-	...	-	...	1	...	1	...
28 Unknown	-	...	-	...	-	...	-	...
3 Drivers and passengers of mopeds	-	...	-	...	4	...	4	...
31 - of which: 0 to 9 years	-	...	-	...	-	...	-	...
32 10 to 14 years	-	...	-	...	1	...	1	...
33 15 to 17 years	-	...	-	...	3	...	3	...
34 18 to 20 years	-	...	-	...	-	...	-	...
35 21 to 24 years	-	...	-	...	-	...	-	...
36 25 to 64 years	-	...	-	...	-	...	-	...
37 65 years and over	-	...	-	...	-	...	-	...
38 Unknown	-	...	-	...	-	...	-	...
4 Drivers and passengers of motorcycles	1	...	1	...	27	...	25	...
41 - of which: 0 to 9 years	-	...	-	...	1	...	-	...
42 10 to 14 years	-	...	-	...	-	...	-	...
43 15 to 17 years	-	...	-	...	1	...	1	...
44 18 to 20 years	-	...	-	...	4	...	4	...
45 21 to 24 years	-	...	-	...	5	...	4	...
46 25 to 64 years	1	...	1	...	16	...	16	...
47 65 years and over	-	...	-	...	-	...	-	...
48 Unknown	-	...	-	...	-	...	-	...
5 Drivers and passengers of passenger cars	21	...	8	...	1 029	...	655	...
51 - of which: 0 to 9 years	1	...	-	...	45	...	1	...
52 10 to 14 years	1	...	-	...	37	...	2	...
53 15 to 17 years	2	...	-	...	103	...	48	...
54 18 to 20 years	4	...	2	...	159	...	110	...
55 21 to 24 years	-	...	1	...	119	...	86	...
56 25 to 64 years	9	...	4	...	470	...	342	...
57 65 years and over	2	...	1	...	96	...	66	...
58 Unknown	-	...	-	...	-	...	-	...
6 Drivers and passengers of motor coaches, buses, trolleybuses and tramcars	-	...	-	...	21	...	3	...
7 Drivers and passengers of goods road vehicles	1	...	1	...	66	...	42	...
8 Other drivers and passengers	-	...	-	...	13	...	12	...

3. Persons killed or injured in road traffic accidents by category of user and age group

3. Personnes tuées ou blessées dans les accidents de la circulation routière selon la catégorie d'usager de la route et le groupe d'âge

3. Число погибших или раненых в дорожно-транспортных происшествиях по категориям пользователей дорог и группам возраста

Unit : number - Unité : nombre - Единица: число

Description Description Описание	Killed - tuées - погибших				Injured - blessées - раненых			
	Total		Of which: drivers		Total		Of which: drivers	
	Total		Dont: conducteurs		Total		Dont: conducteurs	
	Всего		Погибшие: водители		Всего		Погибшие: водители	
	2001	2002	2001	2002	2001	2002	2001	2002
Ireland - Irlande - Ирландия								
0 Total (1+2+3+4+5+6+7+8)	411	376	216	208	10 222	9 206	5 938	5 702
01 - of which: 0 to 9 years	26	11	...	-	752	336	...	1
02 10 to 14 years	...	7	...	-	...	279	...	-
03 15 to 17 years	79	19	...	6	1 393	405	...	132
04 18 to 20 years	...	33	...	18	...	791	...	421
05 21 to 24 years	54	46	...	27	1 081	1 106	...	669
06 25 to 64 years	198	180	...	109	4 840	4 741	...	3 356
07 65 years and over	47	60	...	23	414	523	...	248
08 Unknown	7	20	...	25	742	1 025	...	875
1 Pedestrians	89	86			1 113	1 108		
11 - of which: 0 to 9 years	7	5			118	130		
12 10 to 14 years	4	3			103	120		
13 15 to 17 years	1	3			52	56		
14 18 to 20 years	10	4			62	77		
15 21 to 24 years	4	4			61	88		
16 25 to 64 years	35	39			318	409		
17 65 years and over	22	25			78	108		
18 Unknown	6	3			321	120		
2 Drivers and passengers of cycles	12	18	12	17	351	279	349	279
21 - of which: 0 to 9 years	-	-	...	-	14	17	...	17
22 10 to 14 years	2	3	...	3	40	37	...	37
23 15 to 17 years	-	1	...	1	23	16	...	16
24 18 to 20 years	-	-	...	-	29	11	...	11
25 21 to 24 years	1	2	...	2	23	34	...	34
26 25 to 64 years	6	7	...	7	146	118	...	118
27 65 years and over	3	3	...	3	9	13	...	13
28 Unknown	-	2	...	1	67	33	...	33
3 Drivers and passengers of mopeds	(a)	(a)	(a)	(a)	(a)	(a)	(a)	(a)
31 - of which: 0 to 9 years	(a)	(a)	(a)	(a)	(a)	(a)	(a)	(a)
32 10 to 14 years	(a)	(a)	(a)	(a)	(a)	(a)	(a)	(a)
33 15 to 17 years	(a)	(a)	(a)	(a)	(a)	(a)	(a)	(a)
34 18 to 20 years	(a)	(a)	(a)	(a)	(a)	(a)	(a)	(a)
35 21 to 24 years	(a)	(a)	(a)	(a)	(a)	(a)	(a)	(a)
36 25 to 64 years	(a)	(a)	(a)	(a)	(a)	(a)	(a)	(a)
37 65 years and over	(a)	(a)	(a)	(a)	(a)	(a)	(a)	(a)
38 Unknown	(a)	(a)	(a)	(a)	(a)	(a)	(a)	(a)
4 Drivers and passengers of motorcycles	50	44	44	40	1 034	987	930	901
41 - of which: 0 to 9 years	-	-	...	-	1	1	...	-
42 10 to 14 years	-	-	...	-	6	2	...	-
43 15 to 17 years	4	3	...	3	116	108	...	90
44 18 to 20 years	11	7	...	5	218	159	...	141
45 21 to 24 years	13	11	...	11	136	172	...	153
46 25 to 64 years	22	23	...	21	362	422	...	403
47 65 years and over	-	-	...	-	5	6	...	6
48 Unknown	-	-	...	-	190	117	...	108
5 Drivers and passengers of passenger cars	230	200	139	133	6 803	6 025	4 119	3 982
51 - of which: 0 to 9 years	6	4	-	-	253	175	2	1
52 10 to 14 years	5	1	-	-	176	104	2	-
53 15 to 17 years	11	10	3	3	220	198	40	35
54 18 to 20 years	35	21	13	13	601	486	267	251
55 21 to 24 years	33	25	19	14	779	729	462	466
56 25 to 64 years	117	97	89	76	3 511	3 305	2 595	2 564
57 65 years and over	22	30	14	21	300	364	191	222
58 Unknown	1	12	1	6	963	664	560	443
6 Drivers and passengers of motor coaches, buses, trolleybuses and tramcars	-	1	-	1	...	60	50	24
7 Drivers and passengers of goods road vehicles	26	20	...	15	...	546	437	420
8 Other drivers and passengers	30	4	21	3	921	151	55	96

(a) Included with motor cycles.

(a) Compris sous motocycles.

(a) Включены в мотоциклов.

3. Persons killed or injured in road traffic accidents by category of user and age group

3. Personnes tuées ou blessées dans les accidents de la circulation routière selon la catégorie d'usager de la route et le groupe d'âge

3. Число погибших или раненых в дорожно-транспортных происшествиях по категориям пользователей дорог и группам возраста

Unit : number - Unité : nombre - Единица: число

Description Description Описание	Killed - tuées - погибших				Injured - blessées - раненых			
	Total		Of which: drivers		Total		Of which: drivers	
	Total		Dont: conducteurs		Total		Dont: conducteurs	
	Всего		Погибшие: водители		Всего		Погибшие: водители	
	2001	2002	2001	2002	2001	2002	2001	2002
0 Total (1+2+3+4+5+6+7+8)	542	525	220	218	37 047	37 679	19 715	20 610
01 - of which: 0 to 9 years	49	37	1	-	2 502	2 545	26	41
02 10 to 14 years	13	10	4	4	1 219	1 230	58	77
03 15 to 17 years	17	26	2	10	1 742	1 700	367	367
04 18 to 20 years	64	49	26	18	4 676	4 879	2 349	2 484
05 21 to 24 years	56	59	40	38	5 514	5 309	3 399	3 239
06 25 to 64 years	247	240	119	134	19 537	20 117	12 900	13 658
07 65 years and over	96	102	28	14	1 692	1 772	610	650
08 Unknown	-	2	-	-	165	127	6	94
1 Pedestrians	172	176			2 823	2 769		
11 - of which: 0 to 9 years	33	29			468	453		
12 10 to 14 years	4	3			240	237		
13 15 to 17 years	3	1			170	146		
14 18 to 20 years	5	7			146	127		
15 21 to 24 years	5	6			162	149		
16 25 to 64 years	72	62			1 009	1 019		
17 65 years and over	50	66			600	612		
18 Unknown	-	2			28	26		
2 Drivers and passengers of cycles	28	32	28	32	305	358	295	345
21 - of which: 0 to 9 years	1	-	1	-	28	43	26	41
22 10 to 14 years	4	4	4	4	55	74	52	72
23 15 to 17 years	1	4	1	4	21	42	19	34
24 18 to 20 years	-	1	-	1	12	12	12	11
25 21 to 24 years	-	2	-	2	15	12	15	12
26 25 to 64 years	16	16	16	16	142	135	140	135
27 65 years and over	6	5	6	5	30	40	30	40
28 Unknown	-	-	-	-	2	-	1	-
3 Drivers and passengers of mopeds	6	8	6	6	1 104	1 116	1 007	1 042
31 - of which: 0 to 9 years	-	-	-	-	2	-	-	-
32 10 to 14 years	-	-	-	-	5	7	1	2
33 15 to 17 years	1	3	1	3	241	200	212	185
34 18 to 20 years	2	2	2	1	185	161	170	146
35 21 to 24 years	1	3	1	2	214	209	193	193
36 25 to 64 years	1	-	1	-	448	522	423	499
37 65 years and over	1	-	1	-	7	14	7	14
38 Unknown	-	-	-	-	2	3	1	3
4 Drivers and passengers of motorcycles	26	33	25	33	1 508	1 574	1 386	1 451
41 - of which: 0 to 9 years	-	-	-	-	2	1	-	-
42 10 to 14 years	-	-	-	-	4	1	-	-
43 15 to 17 years	-	-	-	-	10	9	4	5
44 18 to 20 years	1	2	1	2	123	117	102	90
45 21 to 24 years	8	8	5	8	450	411	413	369
46 25 to 64 years	17	22	16	22	886	1 019	837	971
47 65 years and over	-	1	-	1	28	11	27	11
48 Unknown	-	-	-	-	5	5	3	5
5 Drivers and passengers of passenger cars	230	206	119	108	25 378	25 816	14 199	14 701
51 - of which: 0 to 9 years	8	6	-	-	1 644	1 654	-	-
52 10 to 14 years	5	3	-	-	669	688	2	1
53 15 to 17 years	7	12	-	1	967	1 058	103	119
54 18 to 20 years	42	29	16	10	3 604	3 830	1 828	1 979
55 21 to 24 years	34	32	24	21	3 850	3 795	2 321	2 297
56 25 to 64 years	100	100	60	71	13 705	13 802	9 440	9 744
57 65 years and over	34	24	19	5	887	951	504	530
58 Unknown	-	-	-	-	52	38	1	31
6 Drivers and passengers of motor coaches, buses, trolleybuses and tramcars	7	3	1	1	1 158	1 078	213	216
7 Drivers and passengers of goods road vehicles	59	58	35	32	4 606	4 815	2 548	2 740
8 Other drivers and passengers	14	9	6	6	165	153	67	115

3. Persons killed or injured in road traffic accidents by category of user and age group

3. Personnes tuées ou blessées dans les accidents de la circulation routière selon la catégorie d'usager de la route et le groupe d'âge

3. Число погибших или раненых в дорожно-транспортных происшествиях по категориям пользователей дорог и группам возраста

Unit : number - Unité : nombre - Единица: число

Description Description Описание	Killed - tuées - погибших				Injured - blessées - раненых			
	Total		Of which: drivers		Total		Of which: drivers	
	Total		Dont: conducteurs		Total		Dont: conducteurs	
	Всего		Погибшие: водители		Всего		Погибшие: водители	
	2001	2002	2001	2002	2001	2002	2001	2002
0 Total (1+2+3+4+5+6+7+8)	6 682	6 736	4 260	4 112	334 679	337 878	229 753	232 889
01 - of which: 0 to 9 years	82	86	2	4	5 604	6 133	141	162
02 10 to 14 years	82	102	12	19	6 537	7 063	2 099	2 307
03 15 to 17 years	183	186	89	90	16 410	16 806	10 610	10 925
04 18 to 20 years	414	399	227	230	27 879	27 023	18 113	17 416
05 21 to 24 years	627	672	437	449	40 073	38 957	28 820	27 465
06 25 to 64 years	3 524	3 554	2 674	2 559	198 037	203 323	151 194	155 296
07 65 years and over	1 277	1 404	661	688	24 470	25 355	13 879	14 421
08 Unknown	493	333	158	73	15 669	13 218	5 437	4 897
1 Pedestrians	929	1 188			18 049	17 265		
11 - of which: 0 to 9 years	35	37			941	879		
12 10 to 14 years	29	32			847	887		
13 15 to 17 years	9	10			449	457		
14 18 to 20 years	12	16			469	480		
15 21 to 24 years	24	48			731	691		
16 25 to 64 years	306	429			8 341	7 957		
17 65 years and over	427	531			5 157	5 072		
18 Unknown	87	85			1 114	842		
2 Drivers and passengers of cycles	329	305	329	305	10 153	10 156	10 153	10 156
21 - of which: 0 to 9 years	2	4	2	4	141	162	141	162
22 10 to 14 years	6	5	6	5	696	793	696	793
23 15 to 17 years	3	5	3	5	417	353	417	353
24 18 to 20 years	3	5	3	5	294	276	294	276
25 21 to 24 years	6	4	6	4	467	402	467	402
26 25 to 64 years	135	112	135	112	5 130	5 346	5 130	5 346
27 65 years and over	169	167	169	167	2 742	2 681	2 742	2 681
28 Unknown	5	3	5	3	266	143	266	143
3 Drivers and passengers of mopeds	487	409	447	359	48 640	43 497	44 694	39 706
31 - of which: 0 to 9 years	-	1	-	-	120	81	-	-
32 10 to 14 years	8	20	5	14	1 667	1 790	1 304	1 431
33 15 to 17 years	75	77	66	68	10 296	10 582	9 050	9 363
34 18 to 20 years	48	32	45	27	7 814	6 620	7 154	6 004
35 21 to 24 years	32	20	31	18	5 663	4 779	5 266	4 411
36 25 to 64 years	197	162	188	151	19 978	16 838	19 220	16 092
37 65 years and over	89	78	88	74	1 919	1 626	1 884	1 589
38 Unknown	38	19	24	7	1 183	1 181	816	816
4 Drivers and passengers of motorcycles	813	859	710	762	35 875	37 233	31 552	32 647
41 - of which: 0 to 9 years	-	1	-	-	73	96	-	-
42 10 to 14 years	1	3	1	-	141	178	22	20
43 15 to 17 years	28	18	19	12	969	1 141	715	829
44 18 to 20 years	36	31	24	28	1 814	1 925	1 388	1 511
45 21 to 24 years	111	129	85	112	4 443	4 452	3 724	3 741
46 25 to 64 years	586	630	551	590	27 110	27 776	24 731	25 322
47 65 years and over	19	20	18	20	453	547	416	498
48 Unknown	32	27	12	-	872	1 118	556	726
5 Drivers and passengers of passenger cars	3 710	3 555	2 449	2 352	206 148	213 587	133 245	139 685
51 - of which: 0 to 9 years	44	36	-	-	4 196	4 696	-	-
52 10 to 14 years	36	39	-	-	3 061	3 256	76	62
53 15 to 17 years	66	74	1	5	4 134	4 093	411	367
54 18 to 20 years	309	311	155	169	17 248	17 508	9 263	9 610
55 21 to 24 years	434	442	301	293	27 621	27 399	18 029	18 064
56 25 to 64 years	2 004	1 913	1 553	1 448	127 706	134 257	94 414	99 557
57 65 years and over	523	565	351	397	13 355	14 667	8 408	9 290
58 Unknown	294	175	88	40	8 827	7 711	2 644	2 735
6 Drivers and passengers of motor coaches, buses, trolleybuses and tramcars	17	17	6	5	3 770	3 093	670	760
7 Drivers and passengers of goods road vehicles	387	366	309	290	11 188	12 633	8 584	9 731
8 Other drivers and passengers	10	27	10	25	856	237	855	204

3. Persons killed or injured in road traffic accidents by category of user and age group

3. Personnes tuées ou blessées dans les accidents de la circulation routière selon la catégorie d'usager de la route et le groupe d'âge

3. Число погибших или раненых в дорожно-транспортных происшествиях по категориям пользователей дорог и группам возраста

Unit : number - Unité : nombre - Единица: число

Description Description Описание	Killed - tuées - погибших				Injured - blessées - раненых			
	Total		Of which: drivers		Total		Of which: drivers	
	Total		Dont: conducteurs		Total		Dont: conducteurs	
	Всего		Погибшие: водители		Всего		Погибшие: водители	
	2001	2002	2001	2002	2001	2002	2001	2002
Kazakhstan - Kazakhstan - Казахстан								
0 Total (1+2+3+4+5+6+7+8)	2 219	2 410	611	685	14 357	15 629	3 157	3 164
01 - of which: 0 to 9 years	150	123	-	3	1 311	1 218	3	10
02 10 to 14 years	56	66	3	12	919	977	36	57
03 15 to 17 years	89	64	29	14	745	785	93	98
04 18 to 20 years	201	187	66	51	1 480	1 464	368	308
05 21 to 24 years	271	260	97	134	2 050	2 096	568	530
06 25 to 64 years	1 307	1 493	395	447	7 087	8 335	1 979	2 073
07 65 years and over	128	174	21	24	765	743	110	88
08 Unknown	17	43	-	-	-	11	-	-
1 Pedestrians	857	896			6 039	6 222		
11 - of which: 0 to 9 years	96	77			1 019	904		
12 10 to 14 years	25	31			629	689		
13 15 to 17 years	28	23			369	360		
14 18 to 20 years	53	58			507	503		
15 21 to 24 years	70	79			528	583		
16 25 to 64 years	488	522			2 531	2 776		
17 65 years and over	90	88			444	396		
18 Unknown	7	18			12	11		
2 Drivers and passengers of cycles	62	31	54	23	271	272	198	170
21 - of which: 0 to 9 years	6	5	3	3	31	39	18	24
22 10 to 14 years	12	7	8	6	68	62	42	52
23 15 to 17 years	9	3	7	3	33	32	28	20
24 18 to 20 years	10	-	9	-	19	21	21	11
25 21 to 24 years	-	1	3	1	30	21	23	11
26 25 to 64 years	24	13	24	8	80	85	58	45
27 65 years and over	1	2	-	2	10	11	8	7
28 Unknown	-	-	-	-	-	1	-	-
3 Drivers and passengers of mopeds	1	6	1	5	28	15	22	12
31 - of which: 0 to 9 years	-	-	-	-	1	-	-	-
32 10 to 14 years	-	1	-	1	3	3	2	3
33 15 to 17 years	-	1	-	1	9	2	9	2
34 18 to 20 years	1	-	1	-	1	3	1	2
35 21 to 24 years	-	-	-	-	4	2	2	1
36 25 to 64 years	-	3	-	2	8	5	7	4
37 65 years and over	-	1	-	1	2	-	1	-
38 Unknown	-	-	-	-	-	-	-	-
4 Drivers and passengers of motorcycles	168	167	110	111	782	856	444	534
41 - of which: 0 to 9 years	-	1	-	-	12	20	-	-
42 10 to 14 years	5	5	2	3	55	48	19	21
43 15 to 17 years	25	13	14	6	100	117	49	78
44 18 to 20 years	27	22	19	11	171	155	111	98
45 21 to 24 years	32	31	21	19	158	205	78	139
46 25 to 64 years	77	88	53	66	271	298	178	188
47 65 years and over	2	7	1	6	15	13	9	10
48 Unknown	-	-	-	-	-	-	-	-
5 Drivers and passengers of passenger cars	934	1 155	368	514	6 221	7 273	2 226	2 430
51 - of which: 0 to 9 years	31	42	-	-	259	310	-	1
52 10 to 14 years	19	26	1	1	174	185	2	4
53 15 to 17 years	23	28	7	3	188	236	15	37
54 18 to 20 years	88	93	31	39	732	771	214	222
55 21 to 24 years	117	183	44	110	1 204	1 056	415	402
56 25 to 64 years	583	739	243	349	3 429	4 426	1 497	1 702
57 65 years and over	72	44	42	12	235	289	83	62
58 Unknown	1	-	-	-	-	-	-	-
6 Drivers and passengers of motor coaches, buses, trolleybuses and tramcars	36	13	7	-	264	269	45	48
7 Drivers and passengers of goods road vehicles	26	30	11	5	135	165	47	24
8 Other drivers and passengers	100	67	38	27	370	288	99	88

3. Persons killed or injured in road traffic accidents by category of user and age group

3. Personnes tuées ou blessées dans les accidents de la circulation routière selon la catégorie d'usager de la route et le groupe d'âge

3. Число погибших или раненых в дорожно-транспортных происшествиях по категориям пользователей дорог и группам возраста

Unit : number - Unité : nombre - Единица: число

Description Description Описание	Killed - tuées - погибших				Injured - blessées - раненых			
	Total		Of which: drivers		Total		Of which: drivers	
	Total		Dont: conducteurs		Total		Dont: conducteurs	
	Всего		Погибшие: водители		Всего		Погибшие: водители	
	2001	2002	2001	2002	2001	2002	2001	2002

Kyrgyzstan - Kirghizistan - Кыргызстан

0	Total (1+2+3+4+5+6+7+8)	703	725	116	140	3 808	3 561	663	707
01	- of which: 0 to 9 years	73	70	-	-	434	314	4	-
02	10 to 14 years	37	32	6	-	242	217	22	-
03	15 to 17 years	6	10	3	-	109	112	28	9
04	18 to 20 years	48	55	8	10	397	357	62	51
05	21 to 24 years	64	60	18	12	418	439	33	93
06	25 to 64 years	280	298	53	80	1 351	1 325	351	380
07	65 years and over	154	164	26	37	733	681	155	166
08	Unknown	41	36	2	1	124	116	8	8
1	Pedestrians	361	363			1 551	1 424		
11	- of which: 0 to 9 years	58	57			323	240		
12	10 to 14 years	29	23			155	153		
13	15 to 17 years	3	3			57	53		
14	18 to 20 years	23	20			151	153		
15	21 to 24 years	25	26			134	152		
16	25 to 64 years	112	126			383	357		
17	65 years and over	82	82			274	247		
18	Unknown	29	26			74	69		
2	Drivers and passengers of cycles	35	18	35	16	130	100	130	54
21	- of which: 0 to 9 years	-	-	-	-	4	1	4	-
22	10 to 14 years	6	1	6	-	19	13	19	-
23	15 to 17 years	1	1	1	-	15	11	15	5
24	18 to 20 years	4	-	4	-	25	16	25	12
25	21 to 24 years	2	3	2	3	10	11	10	10
26	25 to 64 years	11	10	11	10	24	27	24	21
27	65 years and over	9	3	9	3	25	16	25	6
28	Unknown	2	-	2	-	8	5	8	-
3	Drivers and passengers of mopeds	1	1	1	1	18	13	15	10
31	- of which: 0 to 9 years	-	-	-	-	1	-	-	-
32	10 to 14 years	-	-	-	-	3	-	3	-
33	15 to 17 years	1	-	1	-	4	1	3	1
34	18 to 20 years	-	-	-	-	4	1	3	1
35	21 to 24 years	-	-	-	-	2	2	2	2
36	25 to 64 years	-	1	-	1	4	9	4	6
37	65 years and over	-	-	-	-	-	-	-	-
38	Unknown	-	-	-	-	-	-	-	-
4	Drivers and passengers of motorcycles	20	25	13	15	173	182	103	110
41	- of which: 0 to 9 years	-	2	-	-	4	-	-	-
42	10 to 14 years	-	-	-	-	2	6	-	-
43	15 to 17 years	1	2	1	-	12	15	5	3
44	18 to 20 years	2	5	1	3	38	30	21	21
45	21 to 24 years	7	4	5	3	32	44	17	29
46	25 to 64 years	10	12	6	9	84	87	59	57
47	65 years and over	-	-	-	-	1	-	1	-
48	Unknown	-	-	-	-	-	-	-	-
5	Drivers and passengers of passenger cars	280	315	67	108	1 905	1 819	415	533
51	- of which: 0 to 9 years	15	11	-	-	102	73	-	-
52	10 to 14 years	2	8	-	-	61	45	-	-
53	15 to 17 years	-	4	-	-	21	30	5	-
54	18 to 20 years	19	30	3	7	177	153	13	17
55	21 to 24 years	28	26	11	6	236	228	4	52
56	25 to 64 years	144	147	36	60	839	835	264	296
57	65 years and over	62	79	17	34	429	415	129	160
58	Unknown	10	10	-	1	40	40	-	8
6	Drivers and passengers of motor coaches, buses, trolleybuses and tramcars
7	Drivers and passengers of goods road vehicles
8	Other drivers and passengers	6	3	31	23

3. Persons killed or injured in road traffic accidents by category of user and age group

3. Personnes tuées ou blessées dans les accidents de la circulation routière selon la catégorie d'usager de la route et le groupe d'âge

3. Число погибших или раненых в дорожно-транспортных происшествиях по категориям пользователей дорог и группам возраста

Unit : number - Unité : nombre - Единица: число

Description Description Описание	Killed - tuées - погибших				Injured - blessées - раненых			
	Total		Of which: drivers		Total		Of which: drivers	
	Total		Dont: conducteurs		Total		Dont: conducteurs	
	Всего		Погибшие: водители		Всего		Погибшие: водители	
	2001	2002	2001	2002	2001	2002	2001	2002
0 Total (1+2+3+4+5+6+7+8)	517	518	218	202	5 852	6 300	2 163	2 468
01 - of which: 0 to 9 years	12	15	-	-	294	330	26	20
02 10 to 14 years	5	7	1	3	298	369	56	60
03 15 to 17 years	16	8	4	1	308	324	85	100
04 18 to 20 years	41	27	14	7	506	548	169	207
05 21 to 24 years	31	43	12	25	613	680	292	322
06 25 to 64 years	331	337	162	152	2 928	3 442	1 452	1 650
07 65 years and over	54	52	20	11	343	454	62	96
08 Unknown	27	29	5	3	562	153	21	13
1 Pedestrians	186	181			1 657	1 698		
11 - of which: 0 to 9 years	6	10			156	187		
12 10 to 14 years	4	3			155	182		
13 15 to 17 years	5	2			78	75		
14 18 to 20 years	8	4			84	90		
15 21 to 24 years	6	3			85	96		
16 25 to 64 years	105	105			643	771		
17 65 years and over	31	33			180	224		
18 Unknown	21	21			276	73		
2 Drivers and passengers of cycles	40	31	40	31	313	412	311	412
21 - of which: 0 to 9 years	-	-	-	-	25	20	25	20
22 10 to 14 years	1	1	1	1	40	48	40	48
23 15 to 17 years	1	-	1	-	26	38	26	38
24 18 to 20 years	1	1	1	1	21	23	21	23
25 21 to 24 years	-	-	-	-	19	35	18	35
26 25 to 64 years	28	23	28	23	153	202	152	202
27 65 years and over	7	4	7	4	24	38	24	38
28 Unknown	2	2	2	2	5	8	5	8
3 Drivers and passengers of mopeds	15	10	7	10	99	98	86	96
31 - of which: 0 to 9 years	1	-	-	-	1	-	-	-
32 10 to 14 years	-	2	-	2	8	7	4	7
33 15 to 17 years	-	-	-	-	18	21	16	20
34 18 to 20 years	1	1	-	1	10	15	7	15
35 21 to 24 years	-	1	-	1	11	9	11	8
36 25 to 64 years	12	4	4	4	41	40	40	40
37 65 years and over	-	2	3	2	4	4	4	4
38 Unknown	1	-	-	-	6	2	4	2
4 Drivers and passengers of motorcycles	15	20	12	18	173	223	141	178
41 - of which: 0 to 9 years	-	-	-	-	-	-	-	-
42 10 to 14 years	-	-	-	-	4	4	1	1
43 15 to 17 years	3	1	3	1	21	27	16	18
44 18 to 20 years	2	1	1	-	37	44	26	32
45 21 to 24 years	1	8	1	7	29	40	24	36
46 25 to 64 years	8	10	7	10	77	105	72	90
47 65 years and over	1	-	-	-	2	2	2	1
48 Unknown	-	-	-	-	1	1	-	-
5 Drivers and passengers of passenger cars	217	251	127	127	3 266	3 518	1 454	1 635
51 - of which: 0 to 9 years	3	5	-	-	105	120	-	-
52 10 to 14 years	-	1	-	-	79	122	4	4
53 15 to 17 years	7	4	-	-	149	157	18	24
54 18 to 20 years	26	20	12	5	324	357	96	129
55 21 to 24 years	22	29	11	15	435	477	220	232
56 25 to 64 years	148	175	98	102	1 826	2 089	1 084	1 193
57 65 years and over	11	12	6	4	111	141	29	50
58 Unknown	-	-	-	1	237	55	3	3
6 Drivers and passengers of motor coaches, buses, trolleybuses and tramcars	2	5	-	-	198	168	52	19
7 Drivers and passengers of goods road vehicles	13	8	10	7	50	135	36	86
8 Other drivers and passengers	29	12	22	9	98	48	83	42

Latvia - Lettonie - Латвия

3. Persons killed or injured in road traffic accidents by category of user and age group

3. Personnes tuées ou blessées dans les accidents de la circulation routière selon la catégorie d'usager de la route et le groupe d'âge

3. Число погибших или раненых в дорожно-транспортных происшествиях по категориям пользователей дорог и группам возраста

Unit : number - Unité : nombre - Единица: число

Description Description Описание	Killed - tuées - погибших				Injured - blessées - раненых			
	Total		Of which: drivers		Total		Of which: drivers	
	Total		Dont: conducteurs		Total		Dont: conducteurs	
	Всего		Погибшие: водители		Всего		Погибшие: водители	
	2001	2002	2001	2002	2001	2002	2001	2002

Lithuania - Lituanie - Литва

0	Total (1+2+3+4+5+6+7+8)	706	697	286	290	7 103	7 428	2 491	2 669
01	- of which: 0 to 9 years	22	13	3	4	569	543	54	36
02	10 to 14 years	10	12	4	5	441	513	109	102
03	15 to 17 years	19	32	3	8	404	442	108	131
04	18 to 20 years	52	51	22	16	741	710	259	241
05	21 to 24 years	59	58	27	30	754	822	346	350
06	25 to 64 years	457	435	200	202	3 603	3 755	1 477	1 640
07	65 years and over	87	96	27	25	591	643	138	169
08	Unknown	-	-	-	-	-	-	-	-
1	Pedestrians	253	239			2 141	2 092		
11	- of which: 0 to 9 years	11	7			330	275		
12	10 to 14 years	4	2			221	262		
13	15 to 17 years	-	11			92	118		
14	18 to 20 years	9	4			119	107		
15	21 to 24 years	8	7			90	105		
16	25 to 64 years	170	148			973	901		
17	65 years and over	51	60			316	324		
18	Unknown	-	-			-	-		
2	Drivers and passengers of cycles	92	89	91	87	530	575	522	566
21	- of which: 0 to 9 years	3	4	3	4	57	36	54	34
22	10 to 14 years	4	5	4	4	89	88	86	81
23	15 to 17 years	2	2	1	2	40	40	38	40
24	18 to 20 years	1	3	1	3	18	24	18	24
25	21 to 24 years	1	2	1	1	22	13	22	13
26	25 to 64 years	61	56	61	56	219	266	219	266
27	65 years and over	20	17	20	17	85	108	85	108
28	Unknown	-	-	-	-	-	-	-	-
3	Drivers and passengers of mopeds	3	9	3	7	105	157	92	133
31	- of which: 0 to 9 years	-	-	-	-	1	3	-	2
32	10 to 14 years	-	1	-	-	20	24	16	14
33	15 to 17 years	-	-	-	-	21	42	19	39
34	18 to 20 years	1	-	1	-	14	17	10	13
35	21 to 24 years	1	1	1	-	8	10	7	10
36	25 to 64 years	1	6	1	6	38	55	37	49
37	65 years and over	-	1	-	1	3	6	3	6
38	Unknown	-	-	-	-	-	-	-	-
4	Drivers and passengers of motorcycles	19	16	15	15	196	201	152	158
41	- of which: 0 to 9 years	-	-	-	-	-	-	-	-
42	10 to 14 years	-	1	-	1	12	11	6	4
43	15 to 17 years	2	4	1	3	41	37	29	26
44	18 to 20 years	4	2	3	2	48	37	41	28
45	21 to 24 years	4	5	4	5	32	52	24	43
46	25 to 64 years	9	4	7	4	60	61	50	54
47	65 years and over	-	-	-	-	3	3	2	3
48	Unknown	-	-	-	-	-	-	-	-
5	Drivers and passengers of passenger cars	308	313	161	165	3 688	4 007	1 609	1 670
51	- of which: 0 to 9 years	6	2	-	-	167	216	-	-
52	10 to 14 years	2	3	-	-	91	118	1	2
53	15 to 17 years	15	15	1	3	200	198	22	25
54	18 to 20 years	36	41	17	11	513	516	183	174
55	21 to 24 years	45	42	21	24	574	612	282	271
56	25 to 64 years	194	196	119	122	2 005	2 193	1 077	1 154
57	65 years and over	10	14	3	5	138	154	44	44
58	Unknown	-	-	-	-	-	-	-	-
6	Drivers and passengers of motor coaches, buses, trolleybuses and tramcars	4	3	2	2	167	157	19	22
7	Drivers and passengers of goods road vehicles	10	10	7	5	167	119	71	63
8	Other drivers and passengers	17	18	7	9	109	120	26	57

3. Persons killed or injured in road traffic accidents by category of user and age group

3. Personnes tuées ou blessées dans les accidents de la circulation routière selon la catégorie d'usager de la route et le groupe d'âge

3. Число погибших или раненых в дорожно-транспортных происшествиях по категориям пользователей дорог и группам возраста

Unit : number - Unité : nombre - Единица: число

Description Description Описание	Killed - tuées - погибших				Injured - blessées - раненых			
	Total		Of which: drivers		Total		Of which: drivers	
	Total		Dont: conducteurs		Total		Dont: conducteurs	
	Всего		Погибшие: водители		Всего		Погибшие: водители	
	2001	2002	2001	2002	2001	2002	2001	2002
Luxembourg - Luxembourg - Люксембург								
0 Total (1+2+3+4+5+6+7+8)	70	62	44	41	1 176	1 100	745	717
01 - of which: 0 to 9 years	3	2	-	-	46	50	4	6
02 10 to 14 years	2	1	-	-	39	24	2	3
03 15 to 17 years	3	3	-	-	24	27	9	7
04 18 to 20 years	5	6	6	2	88	75	76	57
05 21 to 24 years	9	4	7	3	99	119	84	97
06 25 to 64 years	39	41	29	34	615	609	527	507
07 65 years and over	7	5	2	2	68	57	38	34
08 Unknown	-	-	-	-	197	139	5	6
1 Pedestrians	11	6			99	121		
11 - of which: 0 to 9 years	1	1			16	22		
12 10 to 14 years	-	-			12	10		
13 15 to 17 years	-	-			6	8		
14 18 to 20 years	-	-			3	6		
15 21 to 24 years	-	-			5	6		
16 25 to 64 years	7	2			43	47		
17 65 years and over	3	3			12	16		
18 Unknown	-	-			2	6		
2 Drivers and passengers of cycles	1	1	1	1	26	23	26	23
21 - of which: 0 to 9 years	-	-	-	-	4	6	4	6
22 10 to 14 years	-	-	-	-	2	3	2	3
23 15 to 17 years	-	-	-	-	1	-	1	-
24 18 to 20 years	-	-	-	-	3	-	3	-
25 21 to 24 years	-	-	-	-	-	-	-	-
26 25 to 64 years	-	1	-	1	12	9	12	9
27 65 years and over	1	-	1	-	4	4	4	4
28 Unknown	-	-	-	-	-	1	-	1
3 Drivers and passengers of mopeds					9	12	8	9
31 - of which: 0 to 9 years	-	-	-	-	-	-	-	-
32 10 to 14 years	-	-	-	-	-	-	-	-
33 15 to 17 years	-	-	-	-	5	6	5	6
34 18 to 20 years	-	-	-	-	-	1	-	1
35 21 to 24 years	-	-	-	-	2	-	2	-
36 25 to 64 years	-	-	-	-	1	3	1	2
37 65 years and over	-	-	-	-	-	-	-	-
38 Unknown	-	-	-	-	1	2	-	-
4 Drivers and passengers of motorcycles	6		6		92	78	83	71
41 - of which: 0 to 9 years	-	-	-	-	-	-	-	-
42 10 to 14 years	-	-	-	-	-	-	-	-
43 15 to 17 years	-	-	-	-	3	-	3	-
44 18 to 20 years	-	-	-	-	2	7	2	5
45 21 to 24 years	-	-	-	-	8	10	7	10
46 25 to 64 years	6	-	6	-	73	58	71	55
47 65 years and over	-	-	-	-	-	-	-	-
48 Unknown	-	-	-	-	6	3	-	1
5 Drivers and passengers of passenger cars	51	52	36		904	824	599	590
51 - of which: 0 to 9 years	2	1	-	-	18	18	-	-
52 10 to 14 years	2	1	-	-	19	11	-	-
53 15 to 17 years	3	3	-	-	9	13	-	1
54 18 to 20 years	7	6	6	2	79	61	70	51
55 21 to 24 years	9	4	7	3	83	99	74	83
56 25 to 64 years	25	35	22	31	461	465	418	421
57 65 years and over	3	2	1	2	50	37	32	30
58 Unknown	-	-	-	-	185	120	5	4
6 Drivers and passengers of motor coaches, buses, trolleybuses and tramcars					17	14	4	4
7 Drivers and passengers of goods road vehicles	1	3	1	2	24	24	21	16
8 Other drivers and passengers					5	4	4	4

3. Persons killed or injured in road traffic accidents by category of user and age group

3. Personnes tuées ou blessées dans les accidents de la circulation routière selon la catégorie d'usager de la route et le groupe d'âge

3. Число погибших или раненых в дорожно-транспортных происшествиях по категориям пользователей дорог и группам возраста

Unit : number - Unité : nombre - Единица: число

Description Description Описание	Killed - tuées - погибших				Injured - blessées - раненых			
	Total		Of which: drivers		Total		Of which: drivers	
	Total		Dont: conducteurs		Total		Dont: conducteurs	
	Всего		Погибшие: водители		Всего		Погибшие: водители	
	2001	2002	2001	2002	2001	2002	2001	2002

Malta - Malte - Мальта

0	Total (1+2+3+4+5+6+7+8)	16	16	...	8	1 215	1 296	...	692
01	- of which: 0 to 9 years	-	-	93	106
02	10 to 14 years	(a)	(a)	(a)	(a)
03	15 to 17 years	8	5	388	412
04	18 to 20 years	(a)	(a)	(a)	(a)
05	21 to 24 years	(a)	(a)	(a)	(a)
06	25 to 64 years	8	9	673	728
07	65 years and over	(a)	(a)	(a)	(a)
08	Unknown	-	2	61	50
1	Pedestrians	5	244
11	- of which: 0 to 9 years
12	10 to 14 years
13	15 to 17 years
14	18 to 20 years
15	21 to 24 years
16	25 to 64 years
17	65 years and over
18	Unknown
2	Drivers and passengers of cycles
21	- of which: 0 to 9 years
22	10 to 14 years
23	15 to 17 years
24	18 to 20 years
25	21 to 24 years
26	25 to 64 years
27	65 years and over
28	Unknown
3	Drivers and passengers of mopeds
31	- of which: 0 to 9 years
32	10 to 14 years
33	15 to 17 years
34	18 to 20 years
35	21 to 24 years
36	25 to 64 years
37	65 years and over
38	Unknown
4	Drivers and passengers of motorcycles
41	- of which: 0 to 9 years
42	10 to 14 years
43	15 to 17 years
44	18 to 20 years
45	21 to 24 years
46	25 to 64 years
47	65 years and over
48	Unknown
5	Drivers and passengers of passenger cars
51	- of which: 0 to 9 years
52	10 to 14 years
53	15 to 17 years
54	18 to 20 years
55	21 to 24 years
56	25 to 64 years
57	65 years and over
58	Unknown
6	Drivers and passengers of motor coaches, buses, trolleybuses and tramcars
7	Drivers and passengers of goods road vehicles
8	Other drivers and passengers

(a) Included under previous item.

(a) Compris sous la rubrique précédente.

(a) Включены в предыдущий показатель.

3. Persons killed or injured in road traffic accidents by category of user and age group

3. Personnes tuées ou blessées dans les accidents de la circulation routière selon la catégorie d'usager de la route et le groupe d'âge

3. Число погибших или раненых в дорожно-транспортных происшествиях по категориям пользователей дорог и группам возраста

Unit : number - Unité : nombre - Единица: число

Description Description Описание	Killed - tuées - погибших				Injured - blessées - раненых			
	Total		Of which: drivers		Total		Of which: drivers	
	Total		Dont: conducteurs		Total		Dont: conducteurs	
	Всего		Погибшие: водители		Всего		Погибшие: водители	
	2001	2002	2001	2002	2001	2002	2001	2002

Netherlands - Pays-Bas - Нидерланды

0	Total (1+2+3+4+5+6+7+8)	1 085	...	788	...	42 810	...	32 695	...
01	- of which: 0 to 9 years	29	...	8	...	1 284	...	279	...
02	10 to 14 years	21	...	11	...	2 178	...	1 495	...
03	15 to 17 years	59	...	33	...	4 942	...	3 897	...
04	18 to 20 years	61	...	40	...	4 002	...	3 008	...
05	21 to 24 years	103	...	85	...	3 967	...	3 022	...
06	25 to 64 years	555	...	446	...	22 048	...	18 175	...
07	65 years and over	257	...	165	...	3 409	...	2 531	...
08	Unknown	-	...	-	...	980	...	288	...
1	Pedestrians	117	...			2 213	...		
11	- of which: 0 to 9 years	10	...			434	...		
12	10 to 14 years	4	...			204	...		
13	15 to 17 years	7	...			110	...		
14	18 to 20 years	4	...			93	...		
15	21 to 24 years	3	...			135	...		
16	25 to 64 years	36	...			834	...		
17	65 years and over	53	...			346	...		
18	Unknown	-	...			57	...		
2	Drivers and passengers of cycles	226	...	219	...	8 916	...	8 728	...
21	- of which: 0 to 9 years	8	...	8	...	360	...	275	...
22	10 to 14 years	11	...	11	...	1 457	...	1 432	...
23	15 to 17 years	14	...	14	...	880	...	858	...
24	18 to 20 years	4	...	4	...	532	...	520	...
25	21 to 24 years	7	...	7	...	429	...	420	...
26	25 to 64 years	91	...	87	...	3 920	...	3 900	...
27	65 years and over	91	...	88	...	1 236	...	1 234	...
28	Unknown	-	...	-	...	102	...	89	...
3	Drivers and passengers of mopeds	87	...	77	...	8 375	...	7 449	...
31	- of which: 0 to 9 years	-	...	-	...	18	...	1	...
32	10 to 14 years	1	...	-	...	159	...	54	...
33	15 to 17 years	20	...	17	...	3 438	...	2 982	...
34	18 to 20 years	7	...	7	...	1 289	...	1 145	...
35	21 to 24 years	7	...	7	...	626	...	578	...
36	25 to 64 years	27	...	24	...	2 377	...	2 282	...
37	65 years and over	25	...	22	...	349	...	340	...
38	Unknown	-	...	-	...	119	...	67	...
4	Drivers and passengers of motorcycles	84	...	73	...	2 177	...	2 044	...
41	- of which: 0 to 9 years	-	...	-	...	1	...	-	...
42	10 to 14 years	1	...	-	...	13	...	2	...
43	15 to 17 years	3	...	-	...	18	...	8	...
44	18 to 20 years	-	...	-	...	66	...	56	...
45	21 to 24 years	8	...	8	...	206	...	182	...
46	25 to 64 years	71	...	65	...	1 835	...	1 764	...
47	65 years and over	1	...	-	...	17	...	17	...
48	Unknown	-	...	-	...	21	...	15	...
5	Drivers and passengers of passenger cars	503	...	361	...	18 206	...	12 389	...
51	- of which: 0 to 9 years	11	...	-	...	418	...	-	...
52	10 to 14 years	4	...	-	...	296	...	2	...
53	15 to 17 years	15	...	2	...	419	...	25	...
54	18 to 20 years	44	...	27	...	1 775	...	1 140	...
55	21 to 24 years	73	...	59	...	2 255	...	1 610	...
56	25 to 64 years	272	...	221	...	11 141	...	8 670	...
57	65 years and over	84	...	52	...	1 324	...	857	...
58	Unknown	-	...	-	...	578	...	85	...
6	Drivers and passengers of motor coaches, buses, trolleybuses and tramcars	2	...	2	...	136	...	27	...
7	Drivers and passengers of goods road vehicles	59	...	54	...	2 133	...	1 675	...
8	Other drivers and passengers	7	...	2	...	1 325	...	283	...

3. Persons killed or injured in road traffic accidents by category of user and age group

3. Personnes tuées ou blessées dans les accidents de la circulation routière selon la catégorie d'usager de la route et le groupe d'âge

3. Число погибших или раненых в дорожно-транспортных происшествиях по категориям пользователей дорог и группам возраста

Unit : number - Unité : nombre - Единица: число

Description Description Описание	Killed - tuées - погибших				Injured - blessées - раненых			
	Total		Of which: drivers		Total		Of which: drivers	
	Total		Dont: conducteurs		Total		Dont: conducteurs	
	Всего		Погибшие: водители		Всего		Погибшие: водители	
	2001	2002	2001	2002	2001	2002	2001	2002

Norway - Norvège - Норвегия

0	Total (1+2+3+4+5+6+7+8)	275	310	213	233	11 522	12 395	8 307	8 914
01	- of which: 0 to 9 years	5	8	4	4	541	535	211	169
02	10 to 14 years	2	7	1	2	416	544	227	288
03	15 to 17 years	14	15	5	9	814	893	441	517
04	18 to 20 years	24	35	18	25	1 383	1 413	904	942
05	21 to 24 years	31	32	27	22	1 201	1 263	871	886
06	25 to 64 years	132	165	108	132	6 147	6 636	4 925	5 329
07	65 years and over	67	48	51	39	977	1 055	692	732
08	Unknown	-	-	-	-	43	56	36	51
1	Pedestrians	45	35			900	887		
11	- of which: 0 to 9 years	4	4			134	129		
12	10 to 14 years	1	-			100	104		
13	15 to 17 years	-	1			59	56		
14	18 to 20 years	1	1			62	47		
15	21 to 24 years	2	1			54	67		
16	25 to 64 years	15	15			302	317		
17	65 years and over	22	13			184	160		
18	Unknown	-	-			5	7		
2	Drivers and passengers of cycles	6	12	6	12	697	796	691	788
21	- of which: 0 to 9 years	-	-	-	-	79	45	77	43
22	10 to 14 years	-	2	-	2	123	169	121	166
23	15 to 17 years	-	-	-	-	41	53	41	51
24	18 to 20 years	-	-	-	-	25	27	25	27
25	21 to 24 years	1	-	1	-	47	55	47	55
26	25 to 64 years	3	7	3	7	334	392	332	391
27	65 years and over	2	3	2	3	43	45	43	45
28	Unknown	-	-	-	-	5	10	5	10
3	Drivers and passengers of mopeds	5	6	5	6	398	526	376	499
31	- of which: 0 to 9 years	-	-	-	-	-	-	-	-
32	10 to 14 years	-	-	-	-	7	9	5	6
33	15 to 17 years	2	3	2	3	253	317	237	300
34	18 to 20 years	-	2	-	2	25	43	22	38
35	21 to 24 years	-	-	-	-	17	14	16	14
36	25 to 64 years	1	-	1	-	83	121	83	119
37	65 years and over	2	1	2	1	13	19	13	19
38	Unknown	-	-	-	-	-	3	-	3
4	Drivers and passengers of motorcycles	28	37	25	33	693	721	624	631
41	- of which: 0 to 9 years	-	-	-	-	2	-	-	-
42	10 to 14 years	-	-	-	-	5	8	-	1
43	15 to 17 years	4	6	2	5	78	93	67	72
44	18 to 20 years	2	1	2	1	32	25	23	20
45	21 to 24 years	2	6	2	5	81	83	73	67
46	25 to 64 years	18	24	17	22	492	505	458	464
47	65 years and over	2	-	2	-	1	4	1	4
48	Unknown	-	-	-	-	2	3	2	3
5	Drivers and passengers of passenger cars	167	189	114	123	7 768	8 322	5 045	5 378
51	- of which: 0 to 9 years	1	3	-	-	292	318	-	-
52	10 to 14 years	1	5	-	-	168	225	1	5
53	15 to 17 years	7	5	1	-	340	334	30	25
54	18 to 20 years	19	30	14	20	1 143	1 191	734	773
55	21 to 24 years	23	22	20	14	896	959	614	626
56	25 to 64 years	78	96	58	69	4 244	4 536	3 227	3 466
57	65 years and over	38	28	21	20	659	735	419	464
58	Unknown	-	-	-	-	26	24	20	19
6	Drivers and passengers of motor coaches, buses, trolleybuses and tramcars	3	3	3	1	159	196	41	34
7	Drivers and passengers of goods road vehicles	19	23	13	19	818	822	567	602
8	Other drivers and passengers	2	5	2	4	83	99	61	73

3. Persons killed or injured in road traffic accidents by category of user and age group

3. Personnes tuées ou blessées dans les accidents de la circulation routière selon la catégorie d'usager de la route et le groupe d'âge

3. Число погибших или раненых в дорожно-транспортных происшествиях по категориям пользователей дорог и группам возраста

Unit : number - Unité : nombre - Единица: число

Description Description Описание	Killed - tuées - погибших				Injured - blessées - раненых			
	Total		Of which: drivers		Total		Of which: drivers	
	Total		Dont: conducteurs		Total		Dont: conducteurs	
	Всего		Погибшие: водители		Всего		Погибшие: водители	
	2001	2002	2001	2002	2001	2002	2001	2002

Poland - Pologne - Польша

0	Total (1+2+3+4+5+6+7+8)	5 534	5 827	68 194	67 498
01	- of which: 0 to 9 years
02	10 to 14 years
03	15 to 17 years
04	18 to 20 years
05	21 to 24 years
06	25 to 64 years
07	65 years and over
08	Unknown
1	Pedestrians	1 867	1 987			18 323	17 651		
11	- of which: 0 to 9 years		
12	10 to 14 years		
13	15 to 17 years		
14	18 to 20 years		
15	21 to 24 years		
16	25 to 64 years		
17	65 years and over		
18	Unknown		
2	Drivers and passengers of cycles	672	740	7 200	7 631
21	- of which: 0 to 9 years
22	10 to 14 years
23	15 to 17 years
24	18 to 20 years
25	21 to 24 years
26	25 to 64 years
27	65 years and over
28	Unknown
3	Drivers and passengers of mopeds	(a)	(a)	(a)	(a)
31	- of which: 0 to 9 years
32	10 to 14 years
33	15 to 17 years
34	18 to 20 years
35	21 to 24 years
36	25 to 64 years
37	65 years and over
38	Unknown
4	Drivers and passengers of motorcycles	169	167	1 528	1 592
41	- of which: 0 to 9 years
42	10 to 14 years
43	15 to 17 years
44	18 to 20 years
45	21 to 24 years
46	25 to 64 years
47	65 years and over
48	Unknown
5	Drivers and passengers of passenger cars	2 438	2 548	36 162	36 029
51	- of which: 0 to 9 years
52	10 to 14 years
53	15 to 17 years
54	18 to 20 years
55	21 to 24 years
56	25 to 64 years
57	65 years and over
58	Unknown
6	Drivers and passengers of motor coaches, buses, trolleybuses and tramcars	32	22	1 327	1 115
7	Drivers and passengers of goods road vehicles	271	291	3 088	2 934
8	Other drivers and passengers	85	71	566	549

(a) Included with motor cycles.

(a) Compris sous motocycles.

(a) Включены в мотоциклов.

3. Persons killed or injured in road traffic accidents by category of user and age group

3. Personnes tuées ou blessées dans les accidents de la circulation routière selon la catégorie d'usager de la route et le groupe d'âge

3. Число погибших или раненых в дорожно-транспортных происшествиях по категориям пользователей дорог и группам возраста

Unit : number - Unité : nombre - Единица: число

Description Description Описание	Killed - tuées - погибших				Injured - blessées - раненых			
	Total		Of which: drivers		Total		Of which: drivers	
	Total		Dont: conducteurs		Total		Dont: conducteurs	
	Всего		Погибшие: водители		Всего		Погибшие: водители	
	2001	2002	2001	2002	2001	2002	2001	2002

Portugal - Portugal - Португалия ¹

0	Total (1+2+3+4+5+6+7+8)	1 466	1 469	838	832	57 044	56 585	31 784	31 910
01	- of which: 0 to 9 years	26	31	-	3	2 851	2 882	91	103
02	10 to 14 years	23	25	2	5	1 870	1 717	257	246
03	15 to 17 years	48	52	17	23	2 475	2 366	1 038	939
04	18 to 20 years	108	99	60	64	5 221	4 981	3 009	2 790
05	21 to 24 years	179	151	126	101	7 013	6 546	4 700	4 372
06	25 to 64 years	763	827	497	530	31 111	31 635	20 006	20 761
07	65 years and over	282	264	121	99	5 658	5 811	2 231	2 408
08	Unknown	37	20	15	7	845	647	452	291
1	Pedestrians	296	297			7 687	7 434		
11	- of which: 0 to 9 years	9	10			982	982		
12	10 to 14 years	10	8			623	612		
13	15 to 17 years	6	2			261	264		
14	18 to 20 years	4	2			258	262		
15	21 to 24 years	4	5			346	299		
16	25 to 64 years	130	145			3 222	3 148		
17	65 years and over	116	119			1 852	1 771		
18	Unknown	17	6			143	96		
2	Drivers and passengers of cycles	44	53	44	53	1 335	1 318	1 279	1 281
21	- of which: 0 to 9 years	-	2	-	2	94	100	82	97
22	10 to 14 years	1	4	1	4	217	222	205	208
23	15 to 17 years	1	2	1	2	139	105	133	100
24	18 to 20 years	-	1	-	1	68	59	65	58
25	21 to 24 years	1	1	1	1	78	80	72	78
26	25 to 64 years	21	27	21	27	493	531	479	522
27	65 years and over	19	12	19	12	199	199	199	198
28	Unknown	1	4	1	4	47	22	44	20
3	Drivers and passengers of mopeds	161	127	145	119	7 367	6 431	6 392	5 561
31	- of which: 0 to 9 years	-	-	-	-	80	74	6	3
32	10 to 14 years	3	-	1	-	101	90	30	27
33	15 to 17 years	9	12	6	11	610	539	481	430
34	18 to 20 years	7	7	6	6	797	525	656	431
35	21 to 24 years	15	6	14	6	741	578	651	505
36	25 to 64 years	79	67	73	63	3 933	3 574	3 584	3 220
37	65 years and over	43	34	40	32	985	965	878	878
38	Unknown	5	1	5	1	120	86	106	67
4	Drivers and passengers of motorcycles	201	196	176	179	5 388	4 904	4 528	4 208
41	- of which: 0 to 9 years	-	-	-	-	20	19	2	-
42	10 to 14 years	2	-	-	1	48	36	11	5
43	15 to 17 years	14	12	9	9	524	478	383	361
44	18 to 20 years	23	21	20	16	788	690	613	544
45	21 to 24 years	52	38	44	33	1 113	880	957	745
46	25 to 64 years	106	120	100	115	2 722	2 661	2 417	2 429
47	65 years and over	1	4	1	4	70	80	54	76
48	Unknown	3	1	2	1	103	60	91	48
5	Drivers and passengers of passenger cars	543	605	325	339	26 941	27 938	14 441	15 453
51	- of which: 0 to 9 years	16	13	-	-	1 457	1 467	1	2
52	10 to 14 years	5	11	-	-	738	637	9	4
53	15 to 17 years	16	19	1	-	781	793	30	34
54	18 to 20 years	67	51	32	32	2 626	2 806	1 309	1 411
55	21 to 24 years	88	83	54	46	3 580	3 588	2 222	2 274
56	25 to 64 years	287	348	203	227	15 463	16 226	9 888	10 703
57	65 years and over	58	73	32	34	1 944	2 118	820	905
58	Unknown	6	7	3	-	352	303	162	120
6	Drivers and passengers of motor coaches, buses, trolleybuses and tramcars	25	7	3	1	507	463	87	82
7	Drivers and passengers of goods road vehicles	141	136	106	107	5 913	6 126	4 057	4 256
8	Other drivers and passengers	55	48	39	34	1 906	1 971	1 000	1 069

1. Data refer to continent only.

1. Les données se réfèrent au continent.

1. Данные относятся только к континенту

3. Persons killed or injured in road traffic accidents by category of user and age group

3. Personnes tuées ou blessées dans les accidents de la circulation routière selon la catégorie d'usager de la route et le groupe d'âge

3. Число погибших или раненых в дорожно-транспортных происшествиях по категориям пользователей дорог и группам возраста

Unit : number - Unité : nombre - Единица: число

Description Description Описание	Killed - tuées - погибших				Injured - blessées - раненых			
	Total		Of which: drivers		Total		Of which: drivers	
	Total		Dont: conducteurs		Total		Dont: conducteurs	
	Всего		Погибшие: водители		Всего		Погибшие: водители	
	2001	2002	2001	2002	2001	2002	2001	2002
0 Total (1+2+3+4+5+6+7+8)	420	...	140	...	3 390	...	904	...
01 - of which: 0 to 9 years	27	...	3	...	243	...	13	...
02 10 to 14 years	21	...	4	...	216	...	32	...
03 15 to 17 years	26	...	2	...	199	...	31	...
04 18 to 20 years	24	...	9	...	343	...	78	...
05 21 to 24 years	35	...	21	...	428	...	143	...
06 25 to 64 years	249	...	93	...	1 789	...	584	...
07 65 years and over	38	...	8	...	172	...	23	...
08 Unknown	-	...	-	...	-	...	-	...
1 Pedestrians	167	...			1 241	...		
11 - of which: 0 to 9 years	16	...			172	...		
12 10 to 14 years	10	...			114	...		
13 15 to 17 years	5	...			73	...		
14 18 to 20 years	6	...			96	...		
15 21 to 24 years	5	...			99	...		
16 25 to 64 years	97	...			569	...		
17 65 years and over	28	...			118	...		
18 Unknown	-	...			-	...		
2 Drivers and passengers of cycles	26	...	24	...	109	...	97	...
21 - of which: 0 to 9 years	4	...	3	...	15	...	12	...
22 10 to 14 years	5	...	4	...	31	...	27	...
23 15 to 17 years	1	...	1	...	17	...	14	...
24 18 to 20 years	1	...	1	...	12	...	11	...
25 21 to 24 years	3	...	3	...	6	...	6	...
26 25 to 64 years	9	...	9	...	23	...	22	...
27 65 years and over	3	...	3	...	5	...	5	...
28 Unknown	-	...	-	...	-	...	-	...
3 Drivers and passengers of mopeds		1	...	1	...
31 - of which: 0 to 9 years	-	...	-	...	-	...	-	...
32 10 to 14 years	-	...	-	...	1	...	1	...
33 15 to 17 years	-	...	-	...	-	...	-	...
34 18 to 20 years	-	...	-	...	-	...	-	...
35 21 to 24 years	-	...	-	...	-	...	-	...
36 25 to 64 years	-	...	-	...	-	...	-	...
37 65 years and over	-	...	-	...	-	...	-	...
38 Unknown	-	...	-	...	-	...	-	...
4 Drivers and passengers of motorcycles	35	...	16	...	155	...	84	...
41 - of which: 0 to 9 years	-	...	-	...	4	...	-	...
42 10 to 14 years	3	...	-	...	3	...	-	...
43 15 to 17 years	2	...	1	...	16	...	8	...
44 18 to 20 years	5	...	1	...	26	...	14	...
45 21 to 24 years	5	...	3	...	37	...	23	...
46 25 to 64 years	18	...	10	...	67	...	38	...
47 65 years and over	2	...	1	...	2	...	1	...
48 Unknown	-	...	-	...	-	...	-	...
5 Drivers and passengers of passenger cars	155	...	77	...	1 463	...	463	...
51 - of which: 0 to 9 years	7	...	-	...	47	...	1	...
52 10 to 14 years	3	...	-	...	57	...	2	...
53 15 to 17 years	14	...	-	...	82	...	5	...
54 18 to 20 years	8	...	5	...	170	...	37	...
55 21 to 24 years	18	...	12	...	240	...	81	...
56 25 to 64 years	103	...	58	...	846	...	332	...
57 65 years and over	2	...	2	...	21	...	5	...
58 Unknown	-	...	-	...	-	...	-	...
6 Drivers and passengers of motor coaches, buses, trolleybuses and tramcars	1	...	1	...	60	...	3	...
7 Drivers and passengers of goods road vehicles	15	...	4	...	60	...	14	...
8 Other drivers and passengers	21	...	18	...	302	...	243	...

3. Persons killed or injured in road traffic accidents by category of user and age group

3. Personnes tuées ou blessées dans les accidents de la circulation routière selon la catégorie d'usager de la route et le groupe d'âge

3. Число погибших или раненых в дорожно-транспортных происшествиях по категориям пользователей дорог и группам возраста

Unit : number - Unité : nombre - Единица: число

Description Description Описание	Killed - tuées - погибших				Injured - blessées - раненых			
	Total		Of which: drivers		Total		Of which: drivers	
	Total		Dont: conducteurs		Total		Dont: conducteurs	
	Всего		Погибшие: водители		Всего		Погибшие: водители	
	2001	2002	2001	2002	2001	2002	2001	2002
Romania - Roumanie - Румыния								
0 Total (1+2+3+4+5+6+7+8)	2 461	2 398	739	758	5 963	5 777	1 455	1 528
01 - of which: 0 to 9 years	121	74	3	-	400	298	8	-
02 10 to 14 years	54	61	7	5	345	338	41	35
03 15 to 17 years	58	47	9	5	220	239	28	38
04 18 to 20 years	106	103	24	24	282	259	55	58
05 21 to 24 years	199	152	70	54	570	423	197	144
06 25 to 64 years	1 503	1 542	545	575	3 338	3 602	1 008	1 140
07 65 years and over	420	419	81	95	808	618	116	113
08 Unknown	-	-	-	-	-	-	2	-
1 Pedestrians	1 119	1 103			2 856	2 813		
11 - of which: 0 to 9 years	106	74			354	298		
12 10 to 14 years	35	41			257	262		
13 15 to 17 years	22	21			114	118		
14 18 to 20 years	21	30			98	92		
15 21 to 24 years	66	34			154	121		
16 25 to 64 years	559	612			1 265	1 490		
17 65 years and over	310	291			614	432		
18 Unknown	-	-			-	-		
2 Drivers and passengers of cycles	203	191	203	191	347	392	347	392
21 - of which: 0 to 9 years	3	-	3	-	8	-	8	-
22 10 to 14 years	6	5	6	5	39	34	39	34
23 15 to 17 years	5	4	5	4	21	29	21	29
24 18 to 20 years	3	3	3	3	9	15	9	15
25 21 to 24 years	15	4	15	4	32	18	32	18
26 25 to 64 years	119	115	119	115	177	229	177	229
27 65 years and over	52	60	52	60	61	67	61	67
28 Unknown	-	-	-	-	-	-	-	-
3 Drivers and passengers of mopeds	6	-	5	-	35	3	30	3
31 - of which: 0 to 9 years	-	-	-	-	-	-	-	-
32 10 to 14 years	-	-	-	-	3	-	1	-
33 15 to 17 years	2	-	1	-	4	1	3	1
34 18 to 20 years	1	-	1	-	3	-	3	-
35 21 to 24 years	-	-	-	-	4	-	3	-
36 25 to 64 years	3	-	3	-	19	1	18	1
37 65 years and over	-	-	-	-	2	1	2	1
38 Unknown	-	-	-	-	-	-	-	-
4 Drivers and passengers of motorcycles	13	12	9	10	66	67	51	52
41 - of which: 0 to 9 years	-	-	-	-	-	-	-	-
42 10 to 14 years	1	-	-	-	-	1	-	-
43 15 to 17 years	-	-	-	-	7	-	3	-
44 18 to 20 years	-	3	-	2	2	8	2	4
45 21 to 24 years	-	1	-	-	13	19	9	13
46 25 to 64 years	9	6	7	6	40	35	33	32
47 65 years and over	3	2	2	2	4	4	4	3
48 Unknown	-	-	-	-	-	-	-	-
5 Drivers and passengers of passenger cars	978	945	447	470	2 318	2 207	881	930
51 - of which: 0 to 9 years	9	-	-	-	34	-	-	-
52 10 to 14 years	10	14	-	-	37	39	-	-
53 15 to 17 years	28	20	2	-	63	89	3	8
54 18 to 20 years	77	65	20	19	160	141	38	37
55 21 to 24 years	103	109	52	48	339	258	145	108
56 25 to 64 years	712	685	357	384	1 604	1 590	683	759
57 65 years and over	39	52	16	19	81	90	12	18
58 Unknown	-	-	-	-	-	-	-	-
6 Drivers and passengers of motor coaches, buses, trolleybuses and tramcars	11	24	2	4	49	74	8	11
7 Drivers and passengers of goods road vehicles	50	49	25	25	92	106	45	50
8 Other drivers and passengers	81	74	48	58	200	115	93	90

3. Persons killed or injured in road traffic accidents by category of user and age group

3. Personnes tuées ou blessées dans les accidents de la circulation routière selon la catégorie d'usager de la route et le groupe d'âge

3. Число погибших или раненых в дорожно-транспортных происшествиях по категориям пользователей дорог и группам возраста

Unit : number - Unité : nombre - Единица: число

Description Description Описание	Killed - tuées - погибших				Injured - blessées - раненых			
	Total		Of which: drivers		Total		Of which: drivers	
	Total		Dont: conducteurs		Total		Dont: conducteurs	
	Всего		Погибшие: водители		Всего		Погибшие: водители	
	2001	2002	2001	2002	2001	2002	2001	2002
Russian Federation - Fédération de Russie - Российская Федерация								
0 Total (1+2+3+4+5+6+7+8)	30 916	33 243	9 365	10 522	187 790	215 678	55 375	65 783
01 - of which: 0 to 9 years	675	620	27	26	8 585	8 891	357	438
02 10 to 14 years	645	597	101	103	9 967	10 904	1 357	1 475
03 15 to 17 years	1 077	1 200	269	311	12 020	14 430	2 869	3 478
04 18 to 20 years	1 877	2 017	607	686	16 346	19 924	4 741	6 064
05 21 to 24 years	2 769	3 088	1 100	1 192	21 079	24 956	7 716	9 256
06 25 to 64 years	19 234	20 771	6 811	7 669	106 139	121 317	36 788	43 299
07 65 years and over	3 030	3 287	374	420	12 776	14 159	1 487	1 686
08 Unknown	1 609	1 663	76	115	878	1 097	60	87
1 Pedestrians	13 677	13 939			71 721	76 752		
11 - of which: 0 to 9 years	422	348			6 027	5 771		
12 10 to 14 years	306	274			6 123	6 359		
13 15 to 17 years	367	377			4 220	4 769		
14 18 to 20 years	531	539			4 494	4 967		
15 21 to 24 years	713	760			5 088	5 526		
16 25 to 64 years	7 696	7 808			35 787	38 487		
17 65 years and over	2 311	2 486			9 369	10 144		
18 Unknown	1 331	1 347			613	729		
2 Drivers and passengers of cycles	664	752	652	729	4 024	4 320	3 872	4 145
21 - of which: 0 to 9 years	29	28	26	24	409	473	350	432
22 10 to 14 years	61	78	57	71	918	973	871	910
23 15 to 17 years	27	35	26	32	298	364	288	331
24 18 to 20 years	16	21	16	19	131	155	128	143
25 21 to 24 years	21	26	21	25	124	142	117	134
26 25 to 64 years	366	407	362	401	1 744	1 764	1 718	1 747
27 65 years and over	105	112	105	112	385	437	385	436
28 Unknown	39	45	39	45	15	12	15	12
3 Drivers and passengers of mopeds	63	53	55	48	600	820	520	657
31 - of which: 0 to 9 years	-	1	-	-	6	14	1	-
32 10 to 14 years	12	8	10	6	160	177	127	127
33 15 to 17 years	6	4	6	4	117	197	97	160
34 18 to 20 years	4	3	3	3	41	66	34	52
35 21 to 24 years	4	2	4	2	43	61	38	51
36 25 to 64 years	27	27	22	24	204	259	195	225
37 65 years and over	9	7	9	7	28	37	27	37
38 Unknown	1	1	1	2	1	9	1	5
4 Drivers and passengers of motorcycles	2 276	2 283	1 642	1 675	16 350	18 319	10 548	11 735
41 - of which: 0 to 9 years	16	8	1	1	110	126	1	2
42 10 to 14 years	80	50	24	19	766	930	291	358
43 15 to 17 years	293	323	182	205	3 590	4 212	2 088	2 459
44 18 to 20 years	358	401	254	294	3 158	3 860	2 043	2 489
45 21 to 24 years	383	383	314	295	2 743	3 191	1 987	2 272
46 25 to 64 years	1 031	1 007	789	779	5 606	5 628	3 877	3 884
47 65 years and over	91	83	65	62	355	350	250	255
48 Unknown	24	28	13	20	22	22	11	16
5 Drivers and passengers of passenger cars	12 265	14 156	6 042	7 021	82 687	101 061	35 799	44 158
51 - of which: 0 to 9 years	173	217	-	1	1 859	2 273	1	2
52 10 to 14 years	153	157	9	5	1 698	2 067	33	46
53 15 to 17 years	336	415	49	67	3 320	4 290	306	433
54 18 to 20 years	883	948	313	330	7 783	9 952	2 349	3 152
55 21 to 24 years	1 485	1 755	678	792	11 842	14 559	5 080	6 238
56 25 to 64 years	8 625	9 938	4 810	5 578	53 946	65 131	27 291	33 401
57 65 years and over	424	507	163	206	2 028	2 503	710	846
58 Unknown	186	219	20	42	211	286	29	40
6 Drivers and passengers of motor coaches, buses, trolleybuses and tramcars	310	337	73	92	4 320	5 599	677	776
7 Drivers and passengers of goods road vehicles	1 070	1 087	536	543	5 716	6 246	2 731	3 028
8 Other drivers and passengers	591	636	365	414	2 372	2 579	1 228	1 284

3. Persons killed or injured in road traffic accidents by category of user and age group

3. Personnes tuées ou blessées dans les accidents de la circulation routière selon la catégorie d'usager de la route et le groupe d'âge

3. Число погибших или раненых в дорожно-транспортных происшествиях по категориям пользователей дорог и группам возраста

Unit : number - Unité : nombre - Единица: число

Description Description Описание	Killed - tuées - погибших				Injured - blessées - раненых			
	Total		Of which: drivers		Total		Of which: drivers	
	Total		Dont: conducteurs		Total		Dont: conducteurs	
	Всего		Погибшие: водители		Всего		Погибшие: водители	
	2001	2002	2001	2002	2001	2002	2001	2002
0 Total (1+2+3+4+5+6+7+8)	614	610	...	280	10 839	10 263	...	4 729
01 - of which: 0 to 9 years	...	21
02 10 to 14 years	...	7	...	1	...	505	...	133
03 15 to 17 years	...	22	...	4	...	484	...	130
04 18 to 20 years	...	46	...	21	...	934	...	354
05 21 to 24 years	...	68	...	38	...	1 272	...	649
06 25 to 64 years	...	358	...	193	...	5 722	...	3 152
07 65 years and over	...	86	...	23	...	699	...	235
08 Unknown	...	2	...	-	...	4	...	1
1 Pedestrians	49	191			987	2 107		
11 - of which: 0 to 9 years	...	15				
12 10 to 14 years	...	5			...	232		
13 15 to 17 years	...	8			...	118		
14 18 to 20 years	...	7			...	99		
15 21 to 24 years	...	7			...	119		
16 25 to 64 years	...	93			...	853		
17 65 years and over	...	54			...	331		
18 Unknown	...	2			...	2		
2 Drivers and passengers of cycles	...	59	...	58	...	1 238	...	1 220
21 - of which: 0 to 9 years	...	1	...	-	...	84	...	75
22 10 to 14 years	...	-	...	-	...	130	...	126
23 15 to 17 years	...	1	...	1	...	85	...	83
24 18 to 20 years	...	3	...	3	...	54	...	52
25 21 to 24 years	...	2	...	2	...	66	...	66
26 25 to 64 years	...	40	...	40	...	673	...	672
27 65 years and over	...	12	...	12	...	146	...	146
28 Unknown	...	-	...	-	...	-	...	-
3 Drivers and passengers of mopeds	...	2	...	2	...	147	...	134
31 - of which: 0 to 9 years	...	-	...	-	...	2	...	-
32 10 to 14 years	...	1	...	1	...	3	...	3
33 15 to 17 years	...	-	...	-	...	19	...	12
34 18 to 20 years	...	-	...	-	...	14	...	14
35 21 to 24 years	...	-	...	-	...	15	...	13
36 25 to 64 years	...	-	...	-	...	84	...	82
37 65 years and over	...	1	...	1	...	10	...	10
38 Unknown	...	-	...	-	...	-	...	-
4 Drivers and passengers of motorcycles	...	34	...	27	...	372	...	299
41 - of which: 0 to 9 years	...	-	...	-	...	1	...	-
42 10 to 14 years	...	-	...	-	...	7	...	3
43 15 to 17 years	...	3	...	2	...	31	...	16
44 18 to 20 years	...	5	...	2	...	67	...	51
45 21 to 24 years	...	12	...	11	...	91	...	70
46 25 to 64 years	...	14	...	12	...	174	...	158
47 65 years and over	...	-	...	-	...	1	...	1
48 Unknown	...	-	...	-	...	-	...	-
5 Drivers and passengers of passenger cars	...	299	...	175	...	5 814	...	2 824
51 - of which: 0 to 9 years	...	4	...	-	...	193	...	-
52 10 to 14 years	...	-	...	-	...	117	...	1
53 15 to 17 years	...	10	...	1	...	197	...	19
54 18 to 20 years	...	30	...	15	...	653	...	230
55 21 to 24 years	...	47	...	25	...	914	...	467
56 25 to 64 years	...	190	...	124	...	3 557	...	2 031
57 65 years and over	...	18	...	10	...	181	...	75
58 Unknown	...	-	...	-	...	2	...	1
6 Drivers and passengers of motor coaches, buses, trolleybuses and tramcars	...	2	...	-	...	272	...	55
7 Drivers and passengers of goods road vehicles	...	17	...	12	...	264	...	167
8 Other drivers and passengers	...	6	...	6	...	49	...	30

Slovakia - Slovaquie - Словакия

3. Persons killed or injured in road traffic accidents by category of user and age group

3. Personnes tuées ou blessées dans les accidents de la circulation routière selon la catégorie d'usager de la route et le groupe d'âge

3. Число погибших или раненых в дорожно-транспортных происшествиях по категориям пользователей дорог и группам возраста

Unit : number - Unité : nombre - Единица: число

Description Description Описание	Killed - tuées - погибших				Injured - blessées - раненых			
	Total		Of which: drivers		Total		Of which: drivers	
	Total		Dont: conducteurs		Total		Dont: conducteurs	
	Всего		Погибшие: водители		Всего		Погибшие: водители	
	2001	2002	2001	2002	2001	2002	2001	2002
0 Total (1+2+3+4+5+6+7+8)	278	268	176	164	12 673	13 930	8 178	9 198
01 - of which: 0 to 9 years	2	2	-	-	371	361	42	41
02 10 to 14 years	2	1	1	-	474	444	186	149
03 15 to 17 years	20	11	9	3	836	852	416	437
04 18 to 20 years	19	25	13	14	1 543	1 596	962	992
05 21 to 24 years	33	32	20	24	2 004	2 261	1 385	1 614
06 25 to 64 years	156	150	103	95	6 834	7 713	4 902	5 634
07 65 years and over	46	47	26	28	610	703	285	331
08 Unknown	-	-	4	-	1	-	-	-
1 Pedestrians	42	40			864	924		
11 - of which: 0 to 9 years	2	2			110	113		
12 10 to 14 years	-	-			82	97		
13 15 to 17 years	2	2			62	63		
14 18 to 20 years	-	1			30	52		
15 21 to 24 years	-	-			52	34		
16 25 to 64 years	20	21			357	369		
17 65 years and over	18	14			171	196		
18 Unknown	-	-			-	-		
2 Drivers and passengers of cycles	17	18	801	848
21 - of which: 0 to 9 years	-	-	38	38
22 10 to 14 years	-	-	95	80
23 15 to 17 years	-	1	54	69
24 18 to 20 years	2	1	42	43
25 21 to 24 years	1	1	41	53
26 25 to 64 years	8	4	430	467
27 65 years and over	6	11	101	98
28 Unknown	-	-	-	-
3 Drivers and passengers of mopeds	14	5	702	652
31 - of which: 0 to 9 years	-	-	1	-
32 10 to 14 years	1	-	82	63
33 15 to 17 years	6	-	288	296
34 18 to 20 years	-	1	78	76
35 21 to 24 years	1	1	44	35
36 25 to 64 years	5	2	187	154
37 65 years and over	1	1	22	28
38 Unknown	-	-	-	-
4 Drivers and passengers of motorcycles	36	18	427	433
41 - of which: 0 to 9 years	-	-	-	-
42 10 to 14 years	-	-	4	-
43 15 to 17 years	3	2	55	51
44 18 to 20 years	4	1	44	25
45 21 to 24 years	4	4	71	80
46 25 to 64 years	25	11	246	272
47 65 years and over	-	-	7	5
48 Unknown	-	-	-	-
5 Drivers and passengers of passenger cars	92	110	5 933	6 912
51 - of which: 0 to 9 years	-	-	1	1
52 10 to 14 years	-	-	3	5
53 15 to 17 years	-	-	18	20
54 18 to 20 years	7	10	781	825
55 21 to 24 years	14	16	1 182	1 402
56 25 to 64 years	61	69	3 803	4 466
57 65 years and over	10	15	145	193
58 Unknown	-	-	-	-
6 Drivers and passengers of motor coaches, buses, trolleybuses and tramcars	-	-	6	8
7 Drivers and passengers of goods road vehicles	5	5	191	229
8 Other drivers and passengers	72	72	12	8	3 749	3 924	118	116

Slovenia - Slovénie - Словения

3. Persons killed or injured in road traffic accidents by category of user and age group

3. Personnes tuées ou blessées dans les accidents de la circulation routière selon la catégorie d'usager de la route et le groupe d'âge

3. Число погибших или раненых в дорожно-транспортных происшествиях по категориям пользователей дорог и группам возраста

Unit : number - Unité : nombre - Единица: число

Description Description Описание	Killed - tuées - погибших				Injured - blessées - раненых			
	Total		Of which: drivers		Total		Of which: drivers	
	Total		Dont: conducteurs		Total		Dont: conducteurs	
	Всего		Погибшие: водители		Всего		Погибшие: водители	
	2001	2002	2001	2002	2001	2002	2001	2002
0 Total (1+2+3+4+5+6+7+8)	5 517	5 347	3 220	3 140	149 599	146 917	87 908	86 372
01 - of which: 0 to 9 years	89	80	2	-	3 629	3 332	58	54
02 10 to 14 years	70	67	15	11	3 149	2 970	529	521
03 15 to 17 years	198	172	97	81	9 313	7 727	5 329	4 369
04 18 to 20 years	409	374	228	200	15 261	14 044	9 055	8 042
05 21 to 24 years	567	566	386	350	20 427	19 359	13 130	12 313
06 25 to 64 years	3 166	3 111	2 151	2 119	77 487	78 211	52 436	53 012
07 65 years and over	864	830	297	336	10 460	10 343	3 802	3 889
08 Unknown	154	147	44	43	9 873	10 931	3 569	4 172
1 Pedestrians	846	776			12 212	12 128		
11 - of which: 0 to 9 years	20	21			974	933		
12 10 to 14 years	12	15			681	642		
13 15 to 17 years	16	15			407	327		
14 18 to 20 years	20	16			455	427		
15 21 to 24 years	28	27			633	516		
16 25 to 64 years	363	340			4 685	4 705		
17 65 years and over	331	289			3 104	3 042		
18 Unknown	56	53			1 273	1 536		
2 Drivers and passengers of cycles	100	96	100	96	2 037	2 082	1 992	2 041
21 - of which: 0 to 9 years	2	-	1	-	63	62	58	54
22 10 to 14 years	5	5	5	5	221	212	210	203
23 15 to 17 years	5	2	5	2	188	153	181	143
24 18 to 20 years	1	2	1	2	129	119	123	117
25 21 to 24 years	2	3	2	3	161	155	158	154
26 25 to 64 years	51	53	51	53	946	980	940	973
27 65 years and over	33	30	33	30	180	206	178	205
28 Unknown	1	1	1	1	149	195	144	192
3 Drivers and passengers of mopeds	463	383	412	347	26 404	23 969	21 732	19 863
31 - of which: 0 to 9 years	-	1	-	-	47	34	-	-
32 10 to 14 years	11	9	8	6	581	503	304	298
33 15 to 17 years	97	76	79	67	6 359	5 150	4 943	4 041
34 18 to 20 years	88	70	75	62	6 383	5 509	5 223	4 505
35 21 to 24 years	49	43	42	38	4 383	3 958	3 761	3 361
36 25 to 64 years	162	124	154	118	6 552	6 601	5 881	5 941
37 65 years and over	46	47	46	47	530	494	499	475
38 Unknown	10	13	8	9	1 569	1 720	1 121	1 242
4 Drivers and passengers of motorcycles	370	401	336	360	10 747	10 298	9 361	8 983
41 - of which: 0 to 9 years	-	-	-	-	14	13	-	-
42 10 to 14 years	-	1	-	-	42	39	4	6
43 15 to 17 years	7	12	6	6	214	172	125	101
44 18 to 20 years	22	16	16	14	557	461	420	327
45 21 to 24 years	59	51	51	42	1 468	1 163	1 202	925
46 25 to 64 years	268	308	250	287	7 736	7 720	7 026	7 027
47 65 years and over	2	1	2	1	66	104	62	96
48 Unknown	12	12	11	10	650	626	522	501
5 Drivers and passengers of passenger cars	3 148	3 118	1 972	1 922	85 923	85 993	47 960	48 471
51 - of which: 0 to 9 years	58	43	-	-	2 287	2 074	-	-
52 10 to 14 years	38	33	1	-	1 390	1 377	9	10
53 15 to 17 years	67	61	5	4	1 924	1 703	68	74
54 18 to 20 years	260	257	125	118	7 225	6 998	3 103	2 904
55 21 to 24 years	390	397	262	235	12 585	12 418	7 361	7 246
56 25 to 64 years	1 893	1 852	1 379	1 322	49 381	49 757	33 083	33 422
57 65 years and over	373	414	180	224	5 557	5 562	2 752	2 773
58 Unknown	69	61	20	19	5 574	6 104	1 584	2 042
6 Drivers and passengers of motor coaches, buses, trolleybuses and tramcars	50	15	5	4	1 947	1 879	139	151
7 Drivers and passengers of goods road vehicles	474	515	338	380	9 596	9 869	6 238	6 415
8 Other drivers and passengers	66	43	57	31	733	699	486	448

3. Persons killed or injured in road traffic accidents by category of user and age group

3. Personnes tuées ou blessées dans les accidents de la circulation routière selon la catégorie d'usager de la route et le groupe d'âge

3. Число погибших или раненых в дорожно-транспортных происшествиях по категориям пользователей дорог и группам возраста

Unit : number - Unité : nombre - Единица: число

Description Description Описание	Killed - tuées - погибших				Injured - blessées - раненых			
	Total		Of which: drivers		Total		Of which: drivers	
	Total		Dont: conducteurs		Total		Dont: conducteurs	
	Всего		Погибшие: водители		Всего		Погибшие: водители	
	2001	2002	2001	2002	2001	2002	2001	2002

Sweden - Suède - Швеция

0	Total (1+2+3+4+5+6+7+8)	583	560	371	378	22 330	24 747	15 303	16 752
01	- of which: 0 to 9 years	10	9	1	-	671	774	78	78
02	10 to 14 years	8	9	3	2	955	1 164	339	391
03	15 to 17 years	22	20	9	9	1 563	1 682	846	924
04	18 to 20 years	49	49	27	30	1 979	2 276	1 214	1 407
05	21 to 24 years	51	51	36	39	2 235	2 563	1 584	1 753
06	25 to 64 years	296	283	219	215	12 604	13 895	9 832	10 731
07	65 years and over	147	139	76	83	2 198	2 178	1 359	1 388
08	Unknown	-	-	-	-	125	215	51	80
1	Pedestrians	87	58			1 376	1 452		
11	- of which: 0 to 9 years	2	3			103	135		
12	10 to 14 years	2	1			136	156		
13	15 to 17 years	1	1			83	99		
14	18 to 20 years	1	1			79	104		
15	21 to 24 years	4	3			74	101		
16	25 to 64 years	30	19			592	588		
17	65 years and over	47	30			298	248		
18	Unknown	-	-			11	21		
2	Drivers and passengers of cycles	43	42	43	42	2 165	2 327	2 143	2 210
21	- of which: 0 to 9 years	1	-	1	-	86	87	76	77
22	10 to 14 years	2	2	2	2	278	299	271	286
23	15 to 17 years	1	1	1	1	140	166	137	163
24	18 to 20 years	1	2	1	2	116	105	115	105
25	21 to 24 years	1	-	1	-	162	172	161	172
26	25 to 64 years	22	17	22	17	1 103	1 143	1 103	1 143
27	65 years and over	15	20	15	20	269	251	269	251
28	Unknown	-	-	-	-	11	14	11	13
3	Drivers and passengers of mopeds	9	12	8	9	1 066	1 120	914	958
31	- of which: 0 to 9 years	-	-	-	-	2	1	-	-
32	10 to 14 years	-	-	-	-	103	130	51	83
33	15 to 17 years	3	7	2	4	663	663	583	577
34	18 to 20 years	1	1	1	1	41	64	31	56
35	21 to 24 years	-	-	-	-	34	35	33	31
36	25 to 64 years	5	3	5	3	193	197	189	185
37	65 years and over	-	1	-	1	21	22	21	21
38	Unknown	-	-	-	-	6	8	6	5
4	Drivers and passengers of motorcycles	38	37	35	34	920	1 240	826	1 092
41	- of which: 0 to 9 years	-	-	-	-	-	4	1	1
42	10 to 14 years	-	-	-	-	16	33	8	12
43	15 to 17 years	1	1	1	1	86	146	65	122
44	18 to 20 years	2	1	1	1	33	55	29	39
45	21 to 24 years	11	10	11	9	128	140	110	130
46	25 to 64 years	22	23	20	21	641	840	601	767
47	65 years and over	2	2	2	2	11	18	11	17
48	Unknown	-	-	-	-	1	4	1	4
5	Drivers and passengers of passenger cars	373	379	261	271	15 275	16 941	10 389	11 324
51	- of which: 0 to 9 years	7	4	-	-	441	502	-	-
52	10 to 14 years	1	5	-	-	366	476	5	5
53	15 to 17 years	14	9	5	3	519	525	40	37
54	18 to 20 years	41	42	21	24	1 577	1 824	961	1 132
55	21 to 24 years	34	36	23	28	1 676	1 924	1 163	1 298
56	25 to 64 years	195	200	155	156	9 090	9 978	7 165	7 736
57	65 years and over	81	83	57	60	1 518	1 558	1 025	1 065
58	Unknown	-	-	-	-	88	154	30	51
6	Drivers and passengers of motor coaches, buses, trolleybuses and tramcars	6	5	1	-	300	396	58	75
7	Drivers and passengers of goods road vehicles	20	21	16	18	1 102	1 216	890	988
8	Other drivers and passengers	7	6	7	4	126	145	82	105

3. Persons killed or injured in road traffic accidents by category of user and age group

3. Personnes tuées ou blessées dans les accidents de la circulation routière selon la catégorie d'usager de la route et le groupe d'âge

3. Число погибших или раненых в дорожно-транспортных происшествиях по категориям пользователей дорог и группам возраста

Unit : number - Unité : nombre - Единица: число

Description Description Описание	Killed - tuées - погибших				Injured - blessées - раненых			
	Total		Of which: drivers		Total		Of which: drivers	
	Total		Dont: conducteurs		Total		Dont: conducteurs	
	Всего		Погибшие: водители		Всего		Погибшие: водители	
	2001	2002	2001	2002	2001	2002	2001	2002
Switzerland - Suisse - Швейцария								
0 Total (1+2+3+4+5+6+7+8)	544	513	374	344	30 160	29 774	21 178	21 188
01 - of which: 0 to 9 years	13	18	2	3	1 124	1 095	174	194
02 10 to 14 years	9	3	3	2	1 248	1 210	627	605
03 15 to 17 years	20	14	9	4	1 902	1 987	1 215	1 301
04 18 to 20 years	45	55	38	35	2 884	2 839	1 935	1 951
05 21 to 24 years	43	49	34	37	3 046	3 121	2 265	2 310
06 25 to 64 years	287	268	228	223	17 270	16 975	13 513	13 455
07 65 years and over	127	106	60	40	2 682	2 547	1 446	1 372
08 Unknown	-	-	-	-	4	-	3	-
1 Pedestrians	104	96			2 603	2 574		
11 - of which: 0 to 9 years	7	7			496	486		
12 10 to 14 years	-	-			253	261		
13 15 to 17 years	1	2			123	121		
14 18 to 20 years	-	2			105	109		
15 21 to 24 years	1	2			118	107		
16 25 to 64 years	36	23			907	912		
17 65 years and over	59	60			601	578		
18 Unknown	-	-			-	-		
2 Drivers and passengers of cycles	38	26	38	26	3 121	3 152	3 097	3 136
21 - of which: 0 to 9 years	2	3	2	3	163	179	152	174
22 10 to 14 years	3	1	3	1	466	411	461	407
23 15 to 17 years	1	-	1	-	296	257	292	256
24 18 to 20 years	3	2	3	2	143	152	142	152
25 21 to 24 years	-	1	-	1	156	169	154	168
26 25 to 64 years	17	12	17	12	1 638	1 723	1 637	1 718
27 65 years and over	12	7	12	7	259	261	259	261
28 Unknown	-	-	-	-	-	-	-	-
3 Drivers and passengers of mopeds	22	8	21	8	1 143	1 080	1 117	1 058
31 - of which: 0 to 9 years	1	-	-	-	1	1	-	-
32 10 to 14 years	-	1	-	1	159	186	149	175
33 15 to 17 years	4	-	4	-	343	319	332	313
34 18 to 20 years	1	-	1	-	98	83	95	80
35 21 to 24 years	-	-	-	-	38	26	38	26
36 25 to 64 years	7	1	7	1	351	311	350	310
37 65 years and over	9	6	9	6	153	154	153	154
38 Unknown	-	-	-	-	-	-	-	-
4 Drivers and passengers of motorcycles	94	88	89	86	4 777	4 976	4 401	4 537
41 - of which: 0 to 9 years	-	-	-	-	8	9	-	-
42 10 to 14 years	-	-	-	-	34	45	5	5
43 15 to 17 years	4	2	4	2	671	840	564	709
44 18 to 20 years	10	4	10	4	549	609	502	540
45 21 to 24 years	11	13	10	12	451	439	430	400
46 25 to 64 years	63	65	59	64	2 930	2 907	2 772	2 759
47 65 years and over	6	4	6	4	132	127	126	124
48 Unknown	-	-	-	-	2	-	2	-
5 Drivers and passengers of passenger cars	245	274	192	206	17 371	16 862	11 852	11 764
51 - of which: 0 to 9 years	3	7	-	-	406	373	-	1
52 10 to 14 years	4	1	-	-	279	268	-	2
53 15 to 17 years	10	8	-	-	432	402	15	16
54 18 to 20 years	29	45	23	27	1 925	1 813	1 167	1 140
55 21 to 24 years	30	31	23	23	2 193	2 296	1 581	1 665
56 25 to 64 years	134	157	118	136	10 703	10 379	8 209	8 124
57 65 years and over	35	25	28	20	1 431	1 331	879	816
58 Unknown	-	-	-	-	2	-	1	-
6 Drivers and passengers of motor coaches, buses, trolleybuses and tramcars	6	1	2	-	206	244	39	32
7 Drivers and passengers of goods road vehicles	19	8	18	7	707	685	521	522
8 Other drivers and passengers	16	12	14	11	232	201	151	139

3. Persons killed or injured in road traffic accidents by category of user and age group

3. Personnes tuées ou blessées dans les accidents de la circulation routière selon la catégorie d'usager de la route et le groupe d'âge

3. Число погибших или раненых в дорожно-транспортных происшествиях по категориям пользователей дорог и группам возраста

Unit : number - Unité : nombre - Единица: число

Description Description Описание	Killed - tuées - погибших				Injured - blessées - раненых			
	Total		Of which: drivers		Total		Of which: drivers	
	Total		Dont: conducteurs		Total		Dont: conducteurs	
	Всего		Погибшие: водители		Всего		Погибшие: водители	
	2001	2002	2001	2002	2001	2002	2001	2002

The FYR of Macedonia ¹

0	Total (1+2+3+4+5+6+7+8)	107	176	43	76	1 830	2 424	770	954
01	- of which: 0 to 9 years	10	8	-	-	129	165	5	10
02	10 to 14 years	3	4	-	1	94	111	25	23
03	15 to 17 years	3	10	1	-	113	165	46	45
04	18 to 20 years	7	13	1	3	205	309	72	88
05	21 to 24 years	25	17	3	7	220	307	116	145
06	25 to 64 years	48	101	34	60	962	1 214	474	599
07	65 years and over	11	23	4	5	107	152	32	44
08	Unknown	-	-	-	-	-	1	-	-
1	Pedestrians	29	34			405	499		
11	- of which: 0 to 9 years	8	4			91	122		
12	10 to 14 years	2	2			43	47		
13	15 to 17 years	-	2			27	43		
14	18 to 20 years	-	1			24	34		
15	21 to 24 years	1	-			21	21		
16	25 to 64 years	11	12			148	158		
17	65 years and over	7	13			51	74		
18	Unknown	-	-			-	-		
2	Drivers and passengers of cycles	4	6	4	6	97	113	97	111
21	- of which: 0 to 9 years	-	-	-	-	5	10	5	10
22	10 to 14 years	-	1	-	1	17	14	17	14
23	15 to 17 years	-	-	-	-	12	10	12	8
24	18 to 20 years	-	-	-	-	3	6	3	6
25	21 to 24 years	-	-	-	-	4	5	4	5
26	25 to 64 years	2	3	2	3	37	45	37	45
27	65 years and over	2	2	2	2	19	23	19	23
28	Unknown	-	-	-	-	-	-	-	-
3	Drivers and passengers of mopeds	1	2	1	2	117	125	98	102
31	- of which: 0 to 9 years	-	-	-	-	-	-	-	-
32	10 to 14 years	-	-	-	-	9	9	6	6
33	15 to 17 years	-	-	-	-	32	30	23	21
34	18 to 20 years	-	-	-	-	30	21	25	15
35	21 to 24 years	-	-	-	-	13	24	13	20
36	25 to 64 years	1	2	1	2	32	37	30	36
37	65 years and over	-	-	-	-	1	4	1	4
38	Unknown	-	-	-	-	-	-	-	-
4	Drivers and passengers of motorcycles	4	5	1	4	88	99	62	71
41	- of which: 0 to 9 years	-	-	-	-	1	-	-	-
42	10 to 14 years	-	-	-	-	3	1	1	1
43	15 to 17 years	-	-	-	-	8	20	6	12
44	18 to 20 years	1	1	-	1	22	27	11	16
45	21 to 24 years	1	3	-	2	21	17	15	14
46	25 to 64 years	2	1	1	1	33	33	29	27
47	65 years and over	-	-	-	-	-	1	-	1
48	Unknown	-	-	-	-	-	-	-	-
5	Drivers and passengers of passenger cars	55	104	26	47	999	1 445	451	598
51	- of which: 0 to 9 years	1	4	-	-	31	32	-	-
52	10 to 14 years	1	1	-	-	16	34	-	2
53	15 to 17 years	2	8	-	-	33	60	5	4
54	18 to 20 years	6	10	1	2	116	213	30	47
55	21 to 24 years	22	13	3	4	150	228	79	99
56	25 to 64 years	21	63	20	40	621	837	328	434
57	65 years and over	2	5	2	1	32	41	9	12
58	Unknown	-	-	-	-	-	-	-	-
6	Drivers and passengers of motor coaches, buses, trolleybuses and tramcars	-	-	-	-	6	10	2	2
7	Drivers and passengers of goods road vehicles	7	11	7	9	71	78	40	38
8	Other drivers and passengers	7	14	4	8	47	55	20	32

1. The former Yugoslav Republic of Macedonia.

1. L'ex-République yougoslave de Macédoine.

1. Бывшая Югославская Республика Македония.

3. Persons killed or injured in road traffic accidents by category of user and age group

3. Personnes tuées ou blessées dans les accidents de la circulation routière selon la catégorie d'usager de la route et le groupe d'âge

3. Число погибших или раненых в дорожно-транспортных происшествиях по категориям пользователей дорог и группам возраста

Unit : number - Unité : nombre - Единица: число

Description Description Описание	Killed - tuées - погибших				Injured - blessées - раненых			
	Total		Of which: drivers		Total		Of which: drivers	
	Total		Dont: conducteurs		Total		Dont: conducteurs	
	Всего		Погибшие: водители		Всего		Погибшие: водители	
	2001	2002	2001	2002	2001	2002	2001	2002
0 Total (1+2+3+4+5+6+7+8)	4 386	4 093	1 781	1 679	116 203	116 412	42 199	41 358
01 - of which: 0 to 9 years	342	349	11	13	9 498	9 037	208	219
02 10 to 14 years	189	136	21	26	5 675	5 682	703	747
03 15 to 17 years	141	115	63	28	5 960	5 591	1 797	1 376
04 18 to 20 years	251	182	86	66	8 909	8 735	3 008	2 779
05 21 to 24 years	385	280	195	108	11 496	12 200	4 417	4 551
06 25 to 64 years	2 546	2 543	1 260	1 332	65 367	67 855	29 440	30 172
07 65 years and over	375	356	72	78	6 065	5 587	1 185	990
08 Unknown	157	132	73	28	3 233	1 725	1 441	524
1 Pedestrians	833	779			16 049	16 579		
11 - of which: 0 to 9 years	142	169			3 264	3 470		
12 10 to 14 years	50	50			1 445	1 488		
13 15 to 17 years	22	20			849	871		
14 18 to 20 years	26	18			826	938		
15 21 to 24 years	46	20			951	1 061		
16 25 to 64 years	345	318			6 340	6 502		
17 65 years and over	159	157			1 979	2 053		
18 Unknown	43	27			395	196		
2 Drivers and passengers of cycles	68	87	62	80	2 162	2 394	2 022	2 228
21 - of which: 0 to 9 years	14	15	10	13	246	233	201	207
22 10 to 14 years	15	22	15	19	559	623	517	581
23 15 to 17 years	7	6	5	5	385	422	363	393
24 18 to 20 years	3	5	3	5	144	186	138	172
25 21 to 24 years	1	5	1	4	132	134	124	128
26 25 to 64 years	19	22	19	22	512	622	496	577
27 65 years and over	8	7	8	7	97	104	96	103
28 Unknown	1	5	1	5	87	70	87	67
3 Drivers and passengers of mopeds	82	91	74	83	4 178	4 310	3 392	3 522
31 - of which: 0 to 9 years	1	-	1	-	95	59	6	4
32 10 to 14 years	1	1	1	-	173	153	91	93
33 15 to 17 years	9	5	7	4	573	574	446	436
34 18 to 20 years	8	13	6	12	685	678	552	544
35 21 to 24 years	4	6	4	5	339	579	253	474
36 25 to 64 years	54	53	50	50	2 125	2 052	1 859	1 780
37 65 years and over	2	8	2	8	99	134	85	124
38 Unknown	3	5	3	4	89	81	100	67
4 Drivers and passengers of motorcycles	118	100	89	83	4 862	5 204	3 628	3 873
41 - of which: 0 to 9 years	4	1	-	-	205	74	-	1
42 10 to 14 years	6	-	2	-	138	92	65	27
43 15 to 17 years	6	5	4	4	407	394	251	241
44 18 to 20 years	13	9	7	6	683	812	495	571
45 21 to 24 years	12	14	11	12	743	896	567	645
46 25 to 64 years	70	63	58	54	2 501	2 750	2 018	2 245
47 65 years and over	4	6	2	6	65	92	51	71
48 Unknown	3	2	5	1	120	94	181	72
5 Drivers and passengers of passenger cars	1 738	1 503	811	777	55 085	51 671	21 127	21 548
51 - of which: 0 to 9 years	106	46	-	-	3 769	2 768	-	4
52 10 to 14 years	65	11	-	1	2 091	1 443	-	27
53 15 to 17 years	46	22	23	11	2 146	1 502	402	216
54 18 to 20 years	110	80	36	31	4 114	3 767	1 287	1 178
55 21 to 24 years	171	121	92	44	5 804	5 884	2 297	2 357
56 25 to 64 years	1 097	1 117	599	662	33 640	34 037	15 880	17 086
57 65 years and over	85	77	28	23	2 091	1 603	510	468
58 Unknown	58	29	33	5	1 430	667	751	212
6 Drivers and passengers of motor coaches, buses, trolleybuses and tramcars	529	393	184	77	12 186	13 105	2 396	1 980
7 Drivers and passengers of goods road vehicles	789	859	456	357	17 601	17 456	7 665	7 203
8 Other drivers and passengers	229	281	105	222	4 080	5 693	1 969	1 004

3. Persons killed or injured in road traffic accidents by category of user and age group

3. Personnes tuées ou blessées dans les accidents de la circulation routière selon la catégorie d'usager de la route et le groupe d'âge

3. Число погибших или раненых в дорожно-транспортных происшествиях по категориям пользователей дорог и группам возраста

Unit : number - Unité : nombre - Единица: число

Description Description Описание	Killed - tuées - погибших				Injured - blessées - раненых			
	Total		Of which: drivers		Total		Of which: drivers	
	Total		Dont: conducteurs		Total		Dont: conducteurs	
	Всего		Погибшие: водители		Всего		Погибшие: водители	
	2001	2002	2001	2002	2001	2002	2001	2002
Ukraine - Ukraine - Украина								
0 Total (1+2+3+4+5+6+7+8)	5 984	5 982	1 480	1 582	38 196	37 916	9 847	9 743
01 - of which: 0 to 9 years	131	138	-	-	1 685	1 466	-	-
02 10 to 14 years	104	87	-	-	1 631	1 505	-	-
03 15 to 17 years	187	157	37	33	2 118	1 993	367	344
04 18 to 20 years	394	398	117	126	3 598	3 577	970	978
05 21 to 24 years	541	549	194	220	4 232	4 432	1 497	1 527
06 25 to 64 years	4 036	4 023	1 090	1 108	22 296	22 237	6 773	6 643
07 65 years and over	591	630	42	51	2 636	2 706	240	251
08 Unknown	-	-	-	-	-	-	-	-
1 Pedestrians	2 661	2 593			14 090	14 335		
11 - of which: 0 to 9 years	97	90			1 186	1 017		
12 10 to 14 years	52	47			927	862		
13 15 to 17 years	63	48			728	776		
14 18 to 20 years	124	97			1 042	1 036		
15 21 to 24 years	143	140			1 010	1 067		
16 25 to 64 years	1 759	1 721			7 503	7 807		
17 65 years and over	423	450			1 694	1 770		
18 Unknown	-	-			-	-		
2 Drivers and passengers of cycles	548	520	2 630	2 435
21 - of which: 0 to 9 years	2	14	95	85
22 10 to 14 years	21	15	266	233
23 15 to 17 years	15	13	145	132
24 18 to 20 years	13	18	125	111
25 21 to 24 years	27	19	152	133
26 25 to 64 years	396	357	1 559	1 433
27 65 years and over	74	84	288	308
28 Unknown	-	-	-	-
3 Drivers and passengers of mopeds	17	16	15	14	186	191	140	141
31 - of which: 0 to 9 years	-	-	-	-	1	2	-	-
32 10 to 14 years	-	-	-	-	17	14	-	-
33 15 to 17 years	1	2	1	2	32	37	20	34
34 18 to 20 years	2	-	1	-	13	25	12	17
35 21 to 24 years	1	4	1	4	24	27	15	18
36 25 to 64 years	12	10	11	8	83	76	79	66
37 65 years and over	1	-	1	-	15	10	14	6
38 Unknown	-	-	-	-	-	-	-	-
4 Drivers and passengers of motorcycles	445	484	332	358	3 033	3 006	1 909	1 868
41 - of which: 0 to 9 years	2	1	-	-	24	26	-	-
42 10 to 14 years	4	1	-	-	65	54	-	-
43 15 to 17 years	33	45	20	24	455	411	219	206
44 18 to 20 years	86	94	64	64	700	764	432	450
45 21 to 24 years	98	113	78	91	674	706	466	478
46 25 to 64 years	211	214	161	167	1 071	985	759	688
47 65 years and over	11	16	9	12	44	60	33	46
48 Unknown	-	-	-	-	-	-	-	-
5 Drivers and passengers of passenger cars	2 063	2 095	1 014	1 041	16 351	16 055	7 086	7 019
51 - of which: 0 to 9 years	27	27	-	-	324	285	-	-
52 10 to 14 years	20	18	-	-	284	289	-	-
53 15 to 17 years	64	44	-	-	653	564	-	-
54 18 to 20 years	159	175	48	62	1 555	1 466	473	579
55 21 to 24 years	240	249	100	117	2 102	2 219	925	926
56 25 to 64 years	1 490	1 513	839	826	10 972	10 808	5 508	5 331
57 65 years and over	63	69	27	36	461	424	180	183
58 Unknown	-	-	-	-	-	-	-	-
6 Drivers and passengers of motor coaches, buses, trolleybuses and tramcars	31	50	10	14	511	526	112	109
7 Drivers and passengers of goods road vehicles	170	188	81	106	1 182	1 170	512	526
8 Other drivers and passengers	49	36	28	15	213	198	88	80

3. Persons killed or injured in road traffic accidents by category of user and age group

3. Personnes tuées ou blessées dans les accidents de la circulation routière selon la catégorie d'usager de la route et le groupe d'âge

3. Число погибших или раненых в дорожно-транспортных происшествиях по категориям пользователей дорог и группам возраста

Unit : number - Unité : nombre - Единица: число

Description Description Описание	Killed - tuées - погибших				Injured - blessées - раненых			
	Total		Of which: drivers		Total		Of which: drivers	
	Total		Dont: conducteurs		Total		Dont: conducteurs	
	Всего		Погибшие: водители		Всего		Погибшие: водители	
	2001	2002	2001	2002	2001	2002	2001	2002
United Kingdom - Royaume-Uni - Соединенное Королевство ¹								
0 Total (1+2+3+4+5+6+7+8)	3 450	3 431	1 969	1 975	309 859	299 174	186 581	180 557
01 - of which: 0 to 9 years	91	72	7	5	16 422	14 685	1 434	1 238
02 10 to 14 years	94	77	20	15	17 987	16 362	3 510	3 096
03 15 to 17 years	192	183	71	67	18 429	17 872	7 688	7 514
04 18 to 20 years	314	341	176	199	28 854	28 245	17 036	16 720
05 21 to 24 years	340	343	204	207	28 637	29 586	19 015	19 406
06 25 to 64 years	1 748	1 755	1 223	1 241	170 229	163 974	125 679	120 720
07 65 years and over	639	629	248	226	21 221	20 801	9 271	9 271
08 Unknown	32	31	20	15	8 080	7 649	2 948	2 592
1 Pedestrians	826	775			39 751	38 009		
11 - of which: 0 to 9 years	44	38			6 571	5 777		
12 10 to 14 years	51	34			7 974	7 275		
13 15 to 17 years	35	26			2 945	2 824		
14 18 to 20 years	34	34			2 282	2 290		
15 21 to 24 years	50	49			2 201	2 311		
16 25 to 64 years	319	306			12 248	12 213		
17 65 years and over	286	280			4 242	4 032		
18 Unknown	7	8			1 288	1 287		
2 Drivers and passengers of cycles	138	130	138	129	18 976	16 977	18 737	16 792
21 - of which: 0 to 9 years	6	6	6	5	1 447	1 241	1 386	1 211
22 10 to 14 years	16	14	16	14	3 368	2 972	3 290	2 904
23 15 to 17 years	9	5	9	5	1 650	1 390	1 626	1 371
24 18 to 20 years	4	5	4	5	1 033	905	1 025	897
25 21 to 24 years	5	6	5	6	1 220	1 129	1 211	1 124
26 25 to 64 years	67	72	67	72	8 933	8 173	8 889	8 127
27 65 years and over	29	21	29	21	638	582	635	580
28 Unknown	2	1	2	1	687	858	675	578
3 Drivers and passengers of mopeds	14	20	14	20	4 632	4 852	4 512	4 707
31 - of which: 0 to 9 years	-	-	-	-	2	6	-	1
32 10 to 14 years	-	-	-	-	48	53	36	35
33 15 to 17 years	6	8	6	8	2 374	2 539	2 325	2 481
34 18 to 20 years	-	2	-	2	577	613	561	598
35 21 to 24 years	2	3	2	3	270	329	259	310
36 25 to 64 years	5	4	5	4	1 233	1 159	1 206	1 138
37 65 years and over	1	3	1	3	52	67	52	66
38 Unknown	-	-	-	-	76	86	73	78
4 Drivers and passengers of motorcycles	583	609	554	580	28 227	27 744	26 581	26 048
41 - of which: 0 to 9 years	1	-	-	-	31	36	3	6
42 10 to 14 years	2	1	2	1	229	246	112	105
43 15 to 17 years	24	27	22	23	3 981	4 082	3 735	3 827
44 18 to 20 years	37	46	34	43	3 021	2 951	2 823	2 737
45 21 to 24 years	63	63	60	57	2 520	2 781	2 326	2 572
46 25 to 64 years	439	450	420	435	17 573	16 827	16 791	16 065
47 65 years and over	7	12	7	12	276	269	260	251
48 Unknown	10	10	9	9	596	552	531	485
5 Drivers and passengers of passenger cars	1 749	1 747	1 164	1 146	201 053	195 678	131 154	127 878
51 - of which: 0 to 9 years	36	28	-	-	7 470	6 913	1	3
52 10 to 14 years	24	26	2	-	5 342	5 034	43	41
53 15 to 17 years	119	122	39	38	9 229	9 042	2 271	2 269
54 18 to 20 years	236	250	137	149	21 633	21 297	12 895	12 799
55 21 to 24 years	216	214	137	139	21 374	22 084	14 749	14 989
56 25 to 64 years	807	800	641	635	118 135	113 867	91 479	88 204
57 65 years and over	300	296	201	180	13 353	13 224	8 107	8 171
58 Unknown	11	11	7	5	4 517	4 217	1 609	1 402
6 Drivers and passengers of motor coaches, buses, trolleybuses and tramcars	14	19	4	2	9 870	8 986	995	871
7 Drivers and passengers of goods road vehicles	118	133	93	105	10 574	10 052	8 093	7 758
8 Other drivers and passengers	22	18	16	13	1 396	1 728	1 021	1 210

1. Data refer to Great Britain.

1. Les données se réfèrent à la Grande Bretagne.

1. Данные относятся к Великобритании.

3. Persons killed or injured in road traffic accidents by category of user and age group

3. Personnes tuées ou blessées dans les accidents de la circulation routière selon la catégorie d'usager de la route et le groupe d'âge

3. Число погибших или раненых в дорожно-транспортных происшествиях по категориям пользователей дорог и группам возраста

Unit : number - Unité : nombre - Единица: число

Description Description Описание	Killed - tuées - погибших				Injured - blessées - раненых			
	Total		Of which: drivers		Total		Of which: drivers	
	Total		Dont: conducteurs		Total		Dont: conducteurs	
	Всего		Погибшие: водители		Всего		Погибшие: водители	
	2001	2002	2001	2002	2001	2002	2001	2002
United States - Etats-Unis - Соединенные Штаты								
0 Total (1+2+3+4+5+6+7+8)	42 196	42 815	3 033 000	2 926 000
01 - of which: 0 to 9 years
02 10 to 14 years
03 15 to 17 years
04 18 to 20 years
05 21 to 24 years
06 25 to 64 years
07 65 years and over
08 Unknown
1 Pedestrians	4 901	4 808	78 000	71 000
11 - of which: 0 to 9 years
12 10 to 14 years
13 15 to 17 years
14 18 to 20 years
15 21 to 24 years
16 25 to 64 years
17 65 years and over
18 Unknown
2 Drivers and passengers of cycles	732	662	45 000	48 000
21 - of which: 0 to 9 years
22 10 to 14 years
23 15 to 17 years
24 18 to 20 years
25 21 to 24 years
26 25 to 64 years
27 65 years and over
28 Unknown
3 Drivers and passengers of mopeds
31 - of which: 0 to 9 years
32 10 to 14 years
33 15 to 17 years
34 18 to 20 years
35 21 to 24 years
36 25 to 64 years
37 65 years and over
38 Unknown
4 Drivers and passengers of motorcycles	3 197	3 244	60 000	65 000
41 - of which: 0 to 9 years
42 10 to 14 years
43 15 to 17 years
44 18 to 20 years
45 21 to 24 years
46 25 to 64 years
47 65 years and over
48 Unknown
5 Drivers and passengers of passenger cars	20 320	20 416	1 927 000	1 805 000
51 - of which: 0 to 9 years
52 10 to 14 years
53 15 to 17 years
54 18 to 20 years
55 21 to 24 years
56 25 to 64 years
57 65 years and over
58 Unknown
6 Drivers and passengers of motor coaches, buses, trolleybuses and tramcars	34	45	15 000	19 000
7 Drivers and passengers of goods road vehicles	12 431	12 866	890 000	905 000
8 Other drivers and passengers	581	774	17 000	13 000

4. Road traffic accidents involving one or more persons under the influence of alcohol

4. Accidents de la circulation routière dans lesquelles une ou plusieurs personnes impliquées se trouvaient sous l'effet de l'alcool

4. Дорожно-транспортные происшествия, к которым причастны, одно или более число лиц, находящихся в состоянии опьянения

Unit : number - Unité : nombre - Единица: число

Country Pays Потрана	Description Описание	1990	1995	1996	1997	1998	1999	2000	2001	2002
Albania	A Accidents	...	13	7	13	4	9	7	15	15
Albanie	B Persons killed	...	10	7	10	2	8	6	15	7
Албания	C Persons injured	...	18	3	10	3	12	2	7	12
Andorra	A Accidents	28	...	18	15	11	15	5
Andorre	B Persons killed	3	...	2	1	2	5	...
Андорра	C Persons injured	57	...	33	32	17	39	10
Armenia	A Accidents	...	42	...	53	42	46	48	30	37
Arménie	B Persons killed	...	13	14	13	18	10	13	12	12
Армения	C Persons injured	...	59	82	63	64	80	62	55	48
Austria	A Accidents	3 046	2 655	2 530	2 482	2 225	2 468	2 574	2 559	2 736
Autriche	B Persons killed	126	113	81	96	82	93	68	69	92
Австрия	C Persons injured	4 305	3 888	3 540	3 479	3 126	3 439	3 673	3 517	3 901
Azerbaijan	A Accidents	127	96	88	84	78	74	94	82	78
Azerbaïdjan	B Persons killed	...	33	26	33	20	15	31	24	27
Азербайджан	C Persons injured	...	126	94	113	103	83	110	93	114
Belarus	A Accidents	1 773	1 464	1 491	1 459	1 408	751	737	680	785
Bélarus	B Persons killed	396	334	351	341	303	194	173	163	197
Беларусь	C Persons injured	1 822	1 578	1 839	1 539	1 441	896	865	803	1 024
Bulgaria	A Accidents	1 014	618	452	592	530	491	472	429	440
Bulgarie	B Persons killed	307	119	82	91	77	76	73	55	54
Болгария	C Persons injured	1 044	719	560	762	647	637	573	532	566
Croatia	A Accidents	2 698	2 883	3 316	3 234	3 300
Croatie	B Persons killed	217	209	209	123	89
Хорватия	C Persons injured	2 658	2 858	4 951	2 150	2 204
Cyprus	A Accidents	48	41	57	43	50	52	60
Chypre	B Persons killed	7	5	13	4	9	10	10
Кипр	C Persons injured	85	58	76	69	77	78	83
Czech Republic	A Accidents	4 536	4 380	4 204	4 266	3 882	3 714	3 566	3 557	3 779
République tchèque	B Persons killed	340	224	207	205	188	160	126	112	157
Чешская Республика	C Persons injured	5 824	5 967	5 670	5 715	5 256	4 910	4 677	4 723	5 063
Denmark	A Accidents	1 613	1 282	1 247	1 260	1 126	1 202	1 272	1 140	1 230
Danemark	B Persons killed	154	123	130	109	126	138	110	115	132
Дания	C Persons injured	1 903	1 549	1 523	1 470	1 348	1 418	1 586	1 326	1 449
Estonia	A Accidents	505	629	...	499	537	432	447	529	641
Estonie	B Persons killed	90	109	...	71	68	60	45	59	77
Эстония	C Persons injured	606	678	...	540	603	439	502	582	765
Finland	A Accidents	1 626	1 103	999	983	1 018	994	971	942	916
Finlande	B Persons killed	173	144	101	109	101	113	94	114	115
Финляндия	C Persons injured	2 015	1 354	1 256	1 233	1 265	1 201	1 191	1 180	1 187
Georgia	A Accidents	120	115
Géorgie	B Persons killed	25	31
Грузия	C Persons injured	156	142

For notes and code see end of table.

Voir notes et code à la fin du tableau.

См. Примечания и шифр в конце таблицы.

4. Road traffic accidents involving one or more persons under the influence of alcohol

4. Accidents de la circulation routière dans lesquelles une ou plusieurs personnes impliquées se trouvaient sous l'effet de l'alcool

4. Дорожно-транспортные происшествия, к которым причастны, одно или более число лиц, находящихся в состоянии опьянения

Unit : number - Unité : nombre - Единица: число

Country Pays Потрана	Description Описание	1990	1995	1996	1997	1998	1999	2000	2001	2002
Germany	A Accidents	...	36 966	34 468	32 884	28 736	28 350	27 375	25 690	25 333
Allemagne	B Persons killed	...	1 716	1 472	1 447	1 114	1 114	1 022	909	932
Германия	C Persons injured	...	49 630	45 876	43 573	37 369	36 996	35 742	33 517	32 930
Hungary	A Accidents	4 258	2 438	2 231	3 197	2 379	2 225	2 062	2 138	2 440
Hongrie	B Persons killed	438	189	125	180	135	134	118	167	148
Венгрия	C Persons injured	5 787	3 255	2 963	3 017	2 244	2 091	1 944	2 759	2 858
Iceland	A Accidents	50	67	65	...	44	58	56	45	...
Islande	B Persons killed	5	4	1	...	4	3	6	3	...
Исландия	C Persons injured	68	81	95	...	62	77	79	72	...
Israel	A Accidents	151	139	167	213	256	298	299
Israël	B Persons killed
Израиль	C Persons injured
Italy	A Accidents	...	2 443	2 727	2 709	2 726	2 974	3 311	2 713	2 901
Italie	B Persons killed	...	118	101	96	106	104	95	85	118
Италия	C Persons injured	...	3 824	4 167	4 050	4 134	4 669	5 116	4 102	4 385
Kazakhstan	A Accidents	...	3 145	2 607	2 987	3 209	1 214	1 274	1 811	2 278
Kazakhstan	B Persons killed	...	801	739	637	584	225	210	296	514
Казахстан	C Persons injured	...	3 594	3 586	3 571	3 951	1 526	1 560	2 090	2 833
Kyrgyzstan	A Accidents	...	279	300	310	298	261	302	350	304
Kirghizistan	B Persons killed	...	69	68	75	63	69	64	78	60
Кыргызстан	C Persons injured	...	382	419	430	390	325	374	432	367
Latvia	A Accidents	1 071	1 375	1 250	1 284	1 420	1 403	1 272	893	904
Lettonie	B Persons killed	225	232	175	196	209	233	198	147	169
Латвия	C Persons injured	1 254	1 708	1 537	1 576	1 724	1 687	1 623	1 174	1 221
Lithuania	A Accidents	1 001	711	833	1 001	1 167	1 109	1 109	1 031	995
Lituanie	B Persons killed	173	117	134	138	141	100	84	118	90
Литва	C Persons injured	1 053	816	981	1 247	1 452	1 425	1 428	1 321	1 338
Luxembourg	A Accidents	180	191	220	187	193	159	190
Luxembourg	B Persons killed	8	4	11	5	8	2	7
Люксембург	C Persons injured	172	250	274	243	231	210	236
Monaco	A Accidents	16
Monaco	B Persons killed	1
Монако	C Persons injured	15
Netherlands	A Accidents	2 864	2 548	2 511	2 546	2 428	2 232	...
Pays-Bas	B Persons killed	130	87	97	103	83	92	87	72	...
Нидерланды	C Persons injured	3 570	3 325	3 243	3 257	3 153	2 912	...
Poland	A Accidents	11 329	11 058	10 147	12 426	10 953	9 319	9 367	7 432	7 801
Pologne	B Persons killed	2 239	1 763	1 447	1 576	1 465	1 326	1 156	801	923
Польша	C Persons injured	12 676	12 612	13 117	12 094	13 422	11 311	11 478	9 112	9 582
Portugal	A Accidents	1 845	1 863	2 057	1 766	...	2 182
Portugal	B Persons killed	84	81	90	65	...	60
Португалия	C Persons injured	2 672	2 730	3 031	2 554	...	3 221

For notes and code see end of table.

Voir notes et code à la fin du tableau.

См. Примечания и шифр в конце таблицы.

4. Road traffic accidents involving one or more persons under the influence of alcohol

4. Accidents de la circulation routière dans lesquelles une ou plusieurs personnes impliquées se trouvaient sous l'effet de l'alcool

4. Дорожно-транспортные происшествия, к которым причастны, одно или более число лиц, находящихся в состоянии опьянения

Unit : number - Unité : nombre - Единица: число

Country Pays Потрана	Description Описание	1990	1995	1996	1997	1998	1999	2000	2001	2002
Republic of Moldova	A Accidents	...	422	492	528	419	309	335	342	...
République de Moldova	B Persons killed	...	79	106	114	89	52	55	55	...
Республика Молдова	C Persons injured	...	531	599	651	535	396	484	438	...
Romania	A Accidents	...	913	877	794	479	577	542	452	255
Roumanie	B Persons killed	...	337	311	277	170	217	215	186	107
Румыния	C Persons injured	...	684	684	605	334	408	405	303	160
Russian Federation	A Accidents	...	41 772	37 734	35 760	36 009	34 672	33 320	31 839	34 103
Fédération de Russie	B Persons killed	...	7 850	6 795	6 254	6 119	5 945	5 701	5 554	5 704
Российская Федерация	C Persons injured	...	47 882	43 956	42 204	43 195	41 315	39 770	37 993	41 861
Serbia and Montenegro	A Accidents	1 145	1 420	...
Serbie-et-Monténégro	B Persons killed
Сербия и Черногория	C Persons injured
Slovakia	A Accidents	...	1 278	1 236	1 305	1 342	1 170	1 151	1 202	1 032
Slovaquie	B Persons killed	...	74	60	63	68	66	45	52	56
Словакия	C Persons injured	...	1 744	1 581	1 379	1 790	1 612	1 457	1 572	1 361
Slovenia	A Accidents	1 576	1 764	1 259	1 296	1 531	1 539	1 550
Slovénie	B Persons killed	161	117	107	130	124	125	113
Словения	C Persons injured	1 986	2 289	2 625	1 724	2 109	2 124	2 148
Sweden	A Accidents	1 315	773	...	749	772	787	852	970	1 012
Suède	B Persons killed	84	47	...	51	45	45	56	60	47
Швеция	C Persons injured	1 756	994	...	1 002	1 018	1 059	1 166	1 337	1 453
Switzerland	A Accidents	2 644	2 303	2 147	2 172	2 358	2 469	2 493	2 454	2 506
Suisse	B Persons killed	158	135	117	114	95	128	114	107	93
Швейцария	C Persons injured	3 413	2 867	2 712	2 683	2 974	3 140	3 167	3 113	3 182
Tajikistan	A Accidents	...	60	24	20	...
Tadjikistan	B Persons killed	...	26	7	46	...
Таджикистан	C Persons injured	...	97	39	47	...
The FYR of Macedonia 1)	A Accidents	...	386	321	249	233	203	101	83	121
The FYR of Macedonia 1)	B Persons killed	...	27	17	21	15	21	5	6	5
The FYR of Macedonia 1)	C Persons injured	...	564	411	375	319	307	166	133	187
Turkey	A Accidents	1 613	2 839	2 429	12 491
Turquie	B Persons killed	359	94	71	466
Турция	C Persons injured	1 254	5 135	4 102	22 784
Turkmenistan	A Accidents	87	80
Turkménistan	B Persons killed	34	29
Туркменистан	C Persons injured	95	103
Ukraine	A Accidents	8 307	5 358	5 748	5 022	4 430	3 915	3 347	3 146	2 865
Ukraine	B Persons killed	1 147	864	796	658	557	465	360	390	339
Украина	C Persons injured	7 031	6 224	6 549	5 658	5 077	4 392	3 766	3 470	3 162
United Kingdom	A Accidents	13 600	10 480	10 850	11 050	11 800	12 270	13 150
Royaume-Uni	B Persons killed	800	540	460	530	530	560
Соединенное Королевство	C Persons injured	20 100	15 460	16 450	17 530	18 240	19 580

For notes and code see end of table.

Voir notes et code à la fin du tableau.

См. Примечания и шифр в конце таблицы.

4. Road traffic accidents involving one or more persons under the influence of alcohol**4. Accidents de la circulation routière dans lesquelles une ou plusieurs personnes impliquées se trouvaient sous l'effet de l'alcool****4. Дорожно-транспортные происшествия, к которым причастны, одно или более число лиц, находящихся в состоянии опьянения**

Unit : number - Unité : nombre - Единица: число

Country Pays Потрана	Description Описание	1990	1995	1996	1997	1998	1999	2000	2001	2002
United States	A Accidents	262 668	217 000	214 000	218 000	205 000	215 000	214 000
Etats-Unis	B Persons killed	22 084	17 247	17 218	16 189	16 020	15 976	16 653
Соединенные Штаты	C Persons injured	378 000	318 000	318 000	323 000	305 000	308 000	310 000
Uzbekistan	A Accidents	699	540
Ouzbékistan	B Persons killed	171	139
Ўзбекистан	C Persons injured	851	671

Explanation of code - Explication du code - Объяснение шифра

A = Accidents.

B = Persons killed.

C = Persons injured.

A = Accidents.

B = Persons killed.

C = Personnes blessées.

A = Проишествия.

B = Погибшие.

C = Раненые.

General notes - Notes générales - Общие примечания

(a) Mopeds are included with motor

(a) Les cyclomoteurs sont comptabilisés avec les motocycles.

(a) Мопеды включены в раздел мотоциклов.

Country notes - Notes relatives aux pays - Примечания к данным, представляемым странами

1. Data refer to continent only.

2. The former Yugoslav Republic of Macedonia.

3. Data refer to Great Britain.

1. Les données se réfèrent au continent.

2. L'ex-République yougoslave de Macédoine.

3. Les données se réfèrent à la Grande Bretagne.

1. Данные относятся только к континенту.

2. Бывшая Югославская Республика

3. Данные относятся к Великобритании.

5. Pedestrians and drivers, under the influence of alcohol, involved in accidents

5. Piétons et conducteurs sous l'effet de l'alcool, impliqués dans les accidents

5. Пешеходы и водители в состоянии опьянения, причастные к происшествиям

Unit : number - Unité : nombre - Единица: число

Country Pays Страна		Total Всего	Drivers of - Conducteurs de - Водители							Pedestrians
			Total drivers	Cycles	Mopeds	Motor cycles	Passengers cars	Other power driven vehicles	Other vehicles	
			(A)	(B)	(C)	(D)	(E)	(F)	(G)	
Andorra	1990
Andorre	2001	15	14	...	-	1	13	-	...	1
Андорра	2002	6	6	...	1	-	5	-	...	-
Austria	1990	3 100	2 841	128	280	53	2 263	115	2	259
Autriche	2001	2 600	2 391	135	198	47	1 899	111	1	209
Австрия	2002	2 783	2 544	136	221	37	2 041	109	-	239
Azerbaijan	1990
Azerbaïdjan	2001	82	76	-	-	5	66	3	2	6
Азербайджан	2002	78	69	-	-	4	59	3	3	9
Belarus	1990	1 773	1 225	45	...	389	329	462	-	548
Bélarus	2001	697	685	2	4	107	495	77	-	12
Беларусь	2002	802	790	-	9	117	589	75	-	12
Croatia	1990
Croatie	2001	2 273	2 035	155	149	110	1 433	105	83	238
Хорватия	2002	2 293	2 078	170	169	124	1 441	94	80	215
Czech Republic	1990	4 536	3 582	486	287	241	2 391	157	20	954
République tchèque	2001	3 922	3 459	578	31	180	2 546	121	3	463
Чешская Республика	2002	4 240	3 812	730	41	237	2 656	148	-	428
Denmark	1990	1 652	1 487	125	315	115	799	130	3	165
Danemark	2001	1 164	1 054	66	287	95	535	68	3	110
Дания	2002	1 258	1 129	58	292	86	622	69	2	129
Estonia	1990	510	371	18	11	59	198	85	-	139
Estonie	2001	543	431	30	7	17	345	32	-	113
Эстония	2002	650	533	28	8	14	443	40	-	117
Finland	1990	1 641	1 391	151	69	54	1 018	99	-	250
Finlande	2001	940	815	87	31	31	626	40	-	125
Финляндия	2002	920	824	97	36	37	608	46	-	96
Germany	1990
Allemagne	2001	26 023	23 882	4 255	1 653	1 019	16 156	670	129	2 141
Германия	2002	25 701	23 595	4 295	1 591	1 015	15 975	595	124	2 106
Hungary	1990	4 258	3 751	527	377	276	2 320	241	10	507
Hongrie	2001	2 138	1 930	419	192	65	1 104	148	2	208
Венгрия	2002	2 440	2 214	426	193	87	1 380	95	33	226
Iceland	1990	50	47	-	-	1	43	-	3	3
Islande	2001	45	45	43	2
Исландия	2002
Kazakhstan	1990
Kazakhstan	2001	1 200	890	10	2	144	612	122	-	376
Казахстан	2002	1 258	859	6	15	158	585	95	-	346
Kyrgyzstan	1990
Kirghizistan	2001	350	202	4	1	17	164	14	2	148
Кыргызстан	2002	304	171	10	-	12	139	9	1	133

For notes and code see end of table.

Voir notes et code à la fin du tableau.

См. Примечания и шифр в конце таблицы.

5. Pedestrians and drivers, under the influence of alcohol, involved in accidents

5. Piétons et conducteurs sous l'effet de l'alcool, impliqués dans les accidents

5. Пешеходы и водители в состоянии опьянения, причастные к происшествиям

Unit : number - Unité : nombre - Единица: число

Country Pays Страна		Total Всего	Drivers of - Conducteurs de - Водители							Pedestrians
			Total drivers	Cycles	Mopeds	Motor cycles	Passengers cars	Other power driven vehicles	Other vehicles	
			(A)	(B)	(C)	(D)	(E)	(F)	(G)	
Latvia	1990	1 071	831	76	...	263	329	159	4	240
Lettonie	2001	936	804	28	19	43	668	43	3	132
Латвия	2002	937	836	31	14	60	669	60	2	101
Lithuania	1990
Lituanie	2001	1 031	839	56	15	24	694	49	1	192
Литва	2002	995	842	59	15	27	703	35	3	153
Luxembourg	1990
Luxembourg	2001	159	151	-	1	8	141	-	1	8
Люксембург	2002
Netherlands	1990
Pays-Bas	2001	4 531	2 114	319	348	79	1 238	130	-	128
Нидерланды	2002
Poland	1990	11 383	6 759	384	474	1 107	4 073	720	1	4 624
Pologne	2001	6 065	4 056	668	(a)	196	2 927	172	93	2 009
Польша	2002	6 431	4 267	637	103	208	3 224	74	21	1 964
Portugal ¹	1990	...	1 885	23	412	16	1 201	215	18	...
Portugal	2001	56 749	56 749	747	4 756	3 694	33 502	13 645	405	...
Португалия	2002	...	57 260	827	4 276	3 542	34 377	13 841	397	...
Republic of Moldova	1990
République de Moldova	2001	343	269	6	-	44	206	11	2	74
Республика Молдова	2002
Romania	1990
Roumanie	2001	452	198	35	-	2	155	6	-	254
Румыния	2002	255	116	27	-	5	83	1	-	139
Russian Federation	1990
Fédération de Russie	2001	31 839	20 986	201	66	3 886	14 603	2 183	47	10 853
Российская Федерация	2002	34 103	23 043	205	69	4 034	16 498	2 237	-	11 060
Slovakia	1990
Slovaquie	2001	2 768	2 592	167	38	57	2 136	158	36	176
Словакия	2002	2 663	2 465	173	32	61	2 015	143	41	198
Slovenia	1990
Slovénie	2001	1 046	996	105	144	46	638	37	26	50
Словения	2002	1 034	977	109	104	43	653	28	40	57
Sweden	1990
Suède	2001	974	974	-	74	45	804	51	-	...
Швеция	2002	1 016	1 016	-	91	70	815	40	-	...
Switzerland	1990	2 703
Suisse	2001	2 489	2 415	89	129	288	1 831	68	10	74
Швейцария	2002	2 544	2 475	125	121	290	1 869	56	14	69
The FYR of Macedonia ²	1990
	2001	81	79	-	1	5	63	10	-	2
	2002

For notes and code see end of table.

Voir notes et code à la fin du tableau.

См. Примечания и шифр в конце таблицы.

5. Pedestrians and drivers, under the influence of alcohol, involved in accidents

5. Piétons et conducteurs sous l'effet de l'alcool, impliqués dans les accidents

5. Пешеходы и водители в состоянии опьянения, причастные к происшествиям

Unit : number - Unité : nombre - Единица: число

Country Pays Страна		Total Всего	Drivers of - Conducteurs de - Водители							Pedestrians
			Total drivers	Cycles	Mopeds	Motor cycles	Passengers cars	Other power driven vehicles	Other vehicles	
			(A)	(B)	(C)	(D)	(E)	(F)	(G)	
Turkey	1990
Turquie	2001	5 447	5 297	53	182	208	2 996	1 358	500	150
Турция	2002	12 491	12 178	181	462	406	6 197	3 900	1 032	313
Ukraine	1990
Ukraine	2001	3 146	1 647	130	25	347	1 077	20	48	1 499
Украина	2002	2 865	1 430	100	19	302	895	11	103	1 435

Explanation of code - Explication du code - Объяснение шифра

A = Total drivers.

B = Drivers of cycles

C = Drivers of mopeds.

D = Drivers of motor cycles.

E = Drivers of passenger cars, including taxis.

F = Drivers of other power driven vehicles.

G = Other vehicles.

H = Pedestrians.

A = Total des conducteurs.

B = Conducteurs de cycles.

C = Conducteurs de cyclomoteurs.

D = Conducteurs de motocycles.

E = Conducteurs de voitures particulières,
y compris les taxis.F = Autres conducteurs de véhicules
à propulsion mécanique.

G = Autres véhicules.

H = Piétons.

A = Всего водители.

B = Водители велосипедов.

C = Водители мопедов.

D = Водители мотоциклов.

E = Водители легковых автомобилей,
включая такси.F = Водители прочие механические
транспортные средства.

G = Прочие транспортные средства.

H = Пешеходы.

General notes - Notes générales - Общие примечания

(a) Mopeds are included with
motorcycles.(a) Les cyclomoteurs sont comptabilisés
avec les motocycles.(a) Мопеды включены в раздел
мотоциклов.

Country notes - Notes relatives aux pays - Примечания к данным, представляемым странами

1. Data refer to continent only.

1. Les données se réfèrent au continent.

1. Данные относятся только к
континенту.2. The former Yugoslav Republic
of Macedonia.2. L'ex-République yougoslave de
Macédoine.2. Бывшая Югославская Республика
Македония.

6. Drivers and pedestrians under the influence of alcohol involved in a road traffic accidents which caused personal injury, by degree of alcohol concentration in blood

6. Conducteurs et piétons sous l'effet de l'alcool impliqués dans un accident ayant entraîné des lésions corporelles, par degré de concentration d'alcool dans le sang

6. Пешеходы и водители в состоянии алкогольного опьянения, попавшие в дорожно-транспортные происшествия, по степени концентрации алкоголя в крови

Unit : number - Unité : nombre - Единица: число

Country Pays Страна		Total Total Всего	Alcohol concentration in blood Concentration d'alcool dans le sang Концентрация алкоголя в крови		
			< 0.8 ‰	0.8 - 1.5 ‰	> 1.5 ‰
Andorra	1990
Andorre	2001	15	1 ¹	5	9
Андорра	2002	6	2 ¹	1	6
Denmark	1990	1 652 ²	...	540	831
Danemark	2001	1 164 ²	...	322	583
Дания	2002	1 258 ²	...	387	612
Finland	1990	1 641 ²	...	273	1 025
Finlande	2001	940	...	183	710
Финляндия	2002	920	...	217	638
Germany	1990
Allemagne	2001	26 023	3 738	6 322	15 425 ³
Германия	2002	25 701	3 626	6 252	15 043 ³
Hungary	1990	4 258
Hongrie	2001	2 138	350	788	1 000
Венгрия	2002	2 440	445	796	1 199
Slovenia	1990
Slovénie	2001	1 046	109 ¹	372	565
Словения	2002	1 034	112 ¹	376	546
Turkey	1990
Turquie	2001	5 447	3 530	805	1 112
Турция	2002	12 491	10 551	524	1 173

1. Alcohol concentration between 0.5 ‰ and 0.8 ‰ .

2. Including pedestrians and drivers under the influence of alcohol with unknown alcohol concentration in blood.

3. Alcohol concentration of 1.4 ‰ and over.

1. Taux de concentration d'alcool entre 0.5 ‰ et 0.8 ‰.

2. Y compris les piétons et les conducteurs en état d'ébriété ayant un taux de concentration d'alcool dans le sang inconnu.

3. Taux de concentration d'alcool de 1.4 ‰ et plus.

1. Концентрация алкоголя от 0.5 ‰ до 0.8 ‰.

2. Включая пешеходов и водителей, определенно находившихся в состоянии алкогольного опьянения, но концентрация алкоголь в крови которых осталась неизвестной.

3. Концентрация алкоголя 1.4 ‰ и выше.

Background statistics

Statistiques auxiliaires

Вспомогательная статистика

7. Road vehicle fleet

7. Parc de véhicules routiers

7. Парк дорожно-транспортных средств

Unit: number - Unité: nombre - Единица: число

Country Pays Потрана		Vehicles at end of year Véhicules à la fin de l'année Транспортные средства к концу года								
		1990	1995	1996	1997	1998	1999	2000	2001	2002
		Albania Albanie Албания	A
	B	...	5 560	5 541	3 545	4 109	4 061	3 808	3 447	...
	C	...	58 682	67 278	76 822	90 766	99 220	114 532	133 533	...
	D	...	6 651	7 612	8 747	9 227	10 316	16 806	20 813	...
	E	...	25 790	27 774	30 105	34 378	37 880	43 301	49 600	...
	F	...	3 334	2 638	3 151	2 731	3 018	2 274	2 721	...
Andorra Andorre Андорра	A
	B	8 423	8 712	9 136	9 380	...
	C	35 358	36 550	38 229	40 193	41 750	42 613	...
	D	161	164	168	180	180	185	...
	E	935	935	959	1 011	983	994	...
	F
Armenia Arménie Армения	A
	B	5 525	2 508	1 239	850	287	...
	C	...	258 000	247 000	263 300
	D
	E
	F
Austria Autriche Австрия	A	430 022	372 000	367 000	363 000	363 000	360 000	363 000	347 000	304 000
	B	105 177	175 000	194 000	213 000	238 000	263 000	280 000	295 000	293 000
	C	2 991 284	3 593 588	3 690 692	3 782 543	3 887 174	4 010 000	4 097 000	4 182 000	3 987 000
	D	9 402	9 752	9 740	9 718	9 675	9 834	9 918	9 902	9 179
	E	252 504	290 290	293 614	300 726	309 630	318 757	326 784	331 394	319 981
	F	...	12 617	13 303	14 332	15 705	17 015	17 682	18 276	18 813
Azerbaijan Azerbaïdjan Азербайджан	A
	B	...	13 307	9 583	3 204	9 271	9 269	6 417	6 719	8 278
	C	260 210	278 285	273 658	271 265	281 320	306 933	332 026	342 958	350 600
	D	14 044	12 768	12 925	12 053	13 666	14 941	16 756	17 275	...
	E	99 507	79 673	77 710	71 938	79 934	69 685	78 566	77 142	76 900
	F	(a)	33 174	20 272	13 100	13 100
Belgium Belgique Бельгия	A
	B	139 174	200 258	212 432	225 317	241 110	260 567	278 000	294 000	306 000
	C	3 864 159	4 273 451	4 339 231	4 415 343	4 491 734	4 583 615	4 678 376	4 739 850	4 787 000
	D	15 644	14 667	14 660	14 667	14 588	14 673	14 722	14 676	14 769
	E	343 241	402 389	416 716	435 230	453 122	480 033	502 979	526 334	540 637
	F	37 138	40 074	40 444	41 346	42 342	44 055	45 452	46 302	46 789
Bulgaria Bulgarie Болгария	A	281 270	285 900	286 800	288 690	281 749	284 000	286 000	288 300	...
	B	225 533	233 400	234 950	236 260	233 952	235 000	236 300	237 800	...
	C	1 317 437	1 647 571	1 707 023	1 730 506	1 809 350	1 908 000	1 992 700	2 085 700	...
	D	34 599	41 839	41 642	41 202	42 264	42 721	43 005	43 566	...
	E	...	203 257	207 858	210 960	220 948	...	237 655	245 962	...
	F	...	19 920	21 982	21 806	21 320	...	21 735	23 624	...
Canada Canada Канада	A	28 000	22 281	21 093	20 013	19 822
	B	331 000	298 100	290 688	299 170	313 680	273 957	311 275	318 330	350 088
	C	12 622 000	13 192 272	13 251 146	13 486 957	13 887 270	16 538 054	16 832 168	17 054 789	17 543 659
	D	...	64 339	64 155	64 261	68 307	73 174	77 341	74 086	75 517
	E	3 867 000	3 420 277	3 579 497	3 526 933	3 625 818	649 130	661 433	654 474	644 316
	F	(a)	(a)	(a)	(a)	(a)	(a)	(a)	(a)	(a)

For notes and code see end of table.

Voir notes et code à la fin du tableau.

См. Примечания и шифр в конце таблицы.

7. Road vehicle fleet

7. Parc de véhicules routiers

7. Парк дорожно-транспортных средств

Unit: number - Unité: nombre - Единица: число

Country Pays Потрана		Vehicles at end of year Véhicules à la fin de l'année Транспортные средства к концу года								
		1990	1995	1996	1997	1998	1999	2000	2001	2002
		Croatia Croatie Хорватия	A	...	11 193	18 000	25 000	31 581	38 000	43 000
	B	17 520	9 933	14 128	17 401	18 957	20 000	22 000	24 000	...
	C	795 410	710 910	835 714	932 278	1 000 052	1 059 000	1 119 000	1 185 000	...
	D	5 836	3 897	4 596	4 771	4 814	4 715	4 637	4 703	...
	E	56 823	69 460	90 256	104 526	110 360	112 675	115 941	122 063	...
	F	...	4 037	4 665	5 208	5 408	5 492	5 748	6 202	...
Cyprus Chypre Кипр	A	36 466	37 390	34 743	33 350	32 419	32 097	30 579	29 018	...
	B	14 487	13 003	12 112	11 876	11 918	12 659	12 736	12 967	...
	C	178 602	219 749	226 832	234 976	249 225	256 989	267 589	280 069	...
	D	2 308	2 670	2 801	2 800	2 754	2 835	2 949	3 003	...
	E	74 018	100 263	103 088	104 696	108 091	110 114	113 581	116 795	...
	F	...	919	955	956	1 203	1 011	1 085	1 147	...
Czech Republic République tchèque Чешская Республика	A	...	510 825	512 038	519 737	519 818	454 055	430 500	438 000	443 800
	B	...	404 393	918 200	929 600	927 000	800 000	748 100	755 500	760 200
	C	3 043 316	3 043 316	3 192 532	3 391 541	3 492 961	3 439 745	3 438 900	3 529 800	3 647 100
	D	20 474	20 474	21 200	20 755	19 960	18 981	18 259	18 384	21 340
	E	202 929	202 929	225 477	246 621	260 276	268 259	275 617	296 412	323 434
	F	...	16 382	17 482	18 751	20 035	21 151	22 669	24 823	26 061
Denmark Danemark Дания	A	119 928	...	18 243	33 986	48 107	57 707	64 615	67 975	...
	B	44 111	51 946	55 607	59 889	64 013	69 231	73 695	78 390	83 000
	C	1 590 345	1 679 000	1 738 854	1 783 098	1 817 147	1 843 254	1 854 060	1 872 631	1 888 000
	D	8 109	13 669	13 786	13 779	13 911	13 909	13 968	13 954	13 986
	E	286 613	324 346	330 264	336 011	347 136	362 002	373 293	380 251	389 362
	F	6 628	9 412	9 633	9 961	10 497	11 256	11 557	12 009	12 400
Estonia Estonie Эстония	A
	B	105 700	3 300	4 680	5 300	6 100	6 700	6 700	6 800	...
	C	241 664	383 444	406 598	427 678	450 954	458 700	463 900	407 300	...
	D	7 900	7 152	6 846	6 602	6 448	6 336	6 059	5 542	...
	E	67 700	65 598	71 304	76 605	80 617	81 030	82 119	80 535	...
	F	...	29 600	30 200	31 100	50 908	50 726
Finland ¹ Finlande Финляндия	A	109 000	94 000	96 320	98 062	101 000	103 000	103 000	103 000	...
	B	59 716	65 000	66 468	68 552	72 704	80 178	90 000	103 000	116 021
	C	1 938 856	1 900 855	1 942 752	1 948 126	2 021 116	2 082 580	2 134 728	2 161 000	2 194 683
	D	9 327	8 083	8 233	8 450	9 040	9 487	9 852	9 769	...
	E	261 495	252 032	258 697	266 944	280 610	293 707	304 318	312 944	319 699
	F	(a)	3 832	4 464	5 069	5 253	5 209	5 309	5 271	...
France France Франция	A	2 300 000	1 562 000	1 540 000	1 518 000	1 482 000	1 461 000	1 442 000	1 421 000	...
	B	813 000	729 000	738 000	779 000	839 000	912 000	968 000	1 019 000	...
	C	23 550 000	25 100 000	25 500 000	26 090 000	26 809 000	27 480 000	28 060 000	28 700 000	29 160 000
	D	73 700	81 800	82 100	82 000	84 961	85 668	85 749	86 954	81 000
	E	3 567 767	3 596 916	3 553 720	3 453 029	4 984 586	5 074 835	5 194 817	5 306 067	5 687 000
	F	166 809	175 746	180 985	180 646	184 359	190 916	197 688	201 961	216 000
Georgia Géorgie Грузия	A
	B	12 161	7 413	7 637
	C	...	354 285	323 591	265 646	260 437	247 900	244 800	247 800	252 000
	D	13 982	13 962	13 772	18 900	19 800	22 700	24 100
	E	84 863	90 599	77 007	64 910	56 169	50 000	47 000	47 000	45 500
	F

For notes and code see end of table.

Voir notes et code à la fin du tableau.

См. Примечания и шифр в конце таблицы.

7. Road vehicle fleet

7. Parc de véhicules routiers

7. Парк дорожно-транспортных средств

Unit: number - Unité: nombre - Единица: число

Country Pays Потрана		Vehicles at end of year Véhicules à la fin de l'année Транспортные средства к концу года								
		1990	1995	1996	1997	1998	1999	2000	2001	2002
		Germany Allemagne Германия	A	...	1 728 000	1 667 000	1 634 000	1 747 000	1 743 000	...
	B	...	2 268 000	2 470 451	2 716 780	2 925 843	3 177 000	3 410 000	3 557 000	...
	C	...	40 404 294	40 987 547	41 371 992	41 673 787	42 324 000	43 772 300	44 383 000	44 657 300
	D	70 370	86 258	84 954	84 019	83 285	84 687	86 656	86 461	...
	E	...	2 215 236	2 273 493	2 315 483	2 370 599	2 465 535	2 610 885	2 649 097	2 619 300
	F	...	124 079	130 392	134 829	140 516	153 527	171 124	177 884	...
Greece Grèce Греция	A	...	1 346 000	1 410 000	1 470 794	1 505 424
	B	256 594	475 668	517 890	570 965	633 765	710 775	781 361	853 366	...
	C	1 735 523	2 204 761	2 339 421	2 500 099	2 675 676	2 928 881	3 195 065	3 423 704	...
	D	21 430	24 600	25 096	25 622	26 320	26 769	27 037	27 115	...
	E	743 176	875 734	906 455	943 304	978 688	1 023 987	1 057 422	1 085 811	...
	F	409	8 089	8 379	8 481	8 669
Hungary Hongrie Венгрия	A
	B	168 817	159 152	151 019	138 029	97 073	87 573	91 000	93 100	97 593
	C	1 944 553	2 244 946	2 265 180	2 297 964	2 218 124	2 256 000	2 365 000	2 482 800	2 729 586
	D	26 438	20 464	19 381	18 890	18 795	17 988	18 100	18 058	17 873
	E	208 302	278 018	282 189	295 425	295 048	308 944	328 357	341 109	369 295
	F	38 397	32 614	29 119	27 030	24 591	23 559	24 426	25 220	26 786
Iceland Islande Исландия	A	422	509	545	596	527
	B	1 113	1 372	1 405	1 451	2 000	2 000	3 000	3 000	3 000
	C	119 731	119 232	124 909	132 468	140 372	151 409	158 936	159 865	162 000
	D	1 328	1 295	1 363	1 483	1 544	1 621	1 675	1 711	1 699
	E	13 122	14 487	14 979	15 712	15 905	17 115	18 662	19 175	19 443
	F	...	270	281	316	645	692	772	814	834
Ireland Irlande Ирландия	A	10 000
	B	22 744	23 452	23 847	24 424	24 398	26 700	31 000	33 000	...
	C	797 713	990 384	1 057 383	1 134 400	1 196 900	1 269 200	1 319 000	1 385 000	...
	D	4 047	5 282	5 535	7 007	7 194	7 794	8 247	8 462	...
	E	143 166	141 785	146 601	158 158	170 866	188 814	205 575	219 510	...
	F
Israel ² Israël Израиль	A	15 899	31 673	33 492	34 579	35 238	35 130	35 840	36 677	36 539
	B	22 177	33 022	35 519	37 834	39 773	40 513	41 632	43 059	42 392
	C	811 720	1 130 984	1 195 132	1 252 003	1 297 965	1 341 339	1 422 032	1 485 883	1 522 112
	D	8 886	12 999	14 252	14 713	14 986	16 805	18 046	18 780	19 140
	E	154 211	246 605	260 401	273 395	282 904	292 107	309 938	326 284	335 724
	F	2 511	3 735	4 074	4 304	3 913	3 863	4 042	4 212	4 116
Italy Italie Италия	A	3 028 834	3 698 000	3 760 000	3 822 000	4 000 000
	B	2 974 671	2 531 000	2 578 926	2 612 340	2 759 000	2 975 651	3 376 000	3 732 306	4 037 480
	C	27 415 828	30 301 000	30 470 000	30 748 000	31 573 000	32 038 291	32 584 000	33 239 029	33 706 153
	D	77 731	75 023	78 183	83 612	85 799	85 762	87 956	89 858	91 716
	E	2 348 992	2 708 801	2 999 804	3 059 140	3 171 494	3 221 335	3 377 573	3 541 545	3 751 699
	F	67 780	79 631	95 067	97 815	102 526	106 726	115 958	124 149	132 622
Kazakhstan Kazakhstan Казахстан	A	532	1 470	1 146	1 205	1 143
	B	194 831	154 380	111 596	96 704	79 810
	C	809 700	1 034 129	997 544	973 323	971 170	987 724	1 000 298	1 057 801	1 062 554
	D	55 011	45 574	39 738	34 130	29 547	26 146	24 685	24 436	24 785
	E	...	260 828	210 566	165 048	128 133	106 331	94 291	88 268	88 642
	F	...	12 978	10 792	8 049	6 907	5 862	5 597	5 255	5 632

For notes and code see end of table.

Voir notes et code à la fin du tableau.

См. Примечания и шифр в конце таблицы.

7. Road vehicle fleet

7. Parc de véhicules routiers

7. Парк дорожно-транспортных средств

Unit: number - Unité: nombre - Единица: число

Country Pays Потрана		Vehicles at end of year Véhicules à la fin de l'année Транспортные средства к концу года								
		1990	1995	1996	1997	1998	1999	2000	2001	2002
		Kyrgyzstan Kirghizistan Кыргызстан	A
	B	...	59 500	34 854	26 634	22 539	19 555	18 723	10 834	...
	C	194 592	197 500	172 439	176 075	187 734	187 322	189 827	189 796	188 711
	D
	E
	F
Latvia Lettonie Латвия	A
	B	...	15 729	18 444	19 267	19 409	19 500	20 700	21 400	22 200
	C	331 837	332 000	379 895	431 816	482 670	525 572	556 800	586 200	619 100
	D	12 138	16 813	17 603	18 877	11 829	11 870	11 807	11 605	11 475
	E	53 692	60 769	64 478	67 463	74 954	80 112	86 853	88 890	91 602
	F	6 273	7 899	8 431	9 308	9 988	10 108	10 228	10 818	11 132
Lithuania Lituanie Литва	A
	B	...	20 000	19 402	19 128	19 266	19 500	19 800	20 200	21 000
	C	492 978	718 469	785 088	882 101	980 910	1 089 300	1 172 400	1 133 500	1 180 900
	D	15 707	17 584	16 026	15 435	15 679	16 090	15 543	15 641	15 842
	E	83 035	101 422	81 291	84 731	89 866	86 824	88 346	89 373	93 508
	F	7 752	7 469	7 992	8 939	9 588	9 752	10 267	11 016	12 037
Luxembourg Luxembourg Люксембург	A
	B	3 930	8 406	8 716	9 296	9 946	10 819	11 486	11 945	11 961
	C	191 588	231 666	236 834	244 129	253 406	263 475	273 086	280 709	280 713
	D	760	871	915	944	945	984	1 051	1 122	1 123
	E	12 078	15 794	16 276	17 020	18 025	19 226	24 643	21 730	21 782
	F	6 697	8 864	9 028	9 319	9 870	3 327	5 254	4 521	...
Malta ³ Malte Мальта	A
	B	7 685	17 411	11 663	13 881	14 847	11 870	12 402	12 830	13 324
	C	109 131	180 851	166 182	183 774	191 440	182 642	189 123	188 742	195 302
	D	978	1 014	967	1 077	1 117	1 133	1 141	1 125	1 133
	E	21 870	40 835	38 431	46 312	48 403	42 687	41 983	43 663	43 852
	F	(a)	(a)	(a)	(a)	(a)	17	1 181	(a)	(a)
Netherlands Pays-Bas Нидерланды	A	458 000	684 000	543 000	525 000	529 000
	B	159 000	315 000	354 000	373 435	392 459	414 000	438 000	461 000	...
	C	5 205 000	5 664 000	5 810 000	5 931 387	6 119 581	6 343 000	6 539 000	6 711 000	...
	D	11 628	11 636	11 334	10 801	11 006	11 210	11 374	11 326	...
	E	491 000	582 762	608 662	648 391	710 169	779 427	839 435	880 469	...
	F	35 208	43 484	46 467	49 008	52 647	56 759	59 828	62 013	...
Norway Norvège Норвегия	A	137 585	115 211	114 114	113 839	113 868	114 868	115 892	121 159	130 523
	B	30 369	43 413	50 661	60 764	70 479	78 133	85 672	90 268	94 645
	C	1 613 037	1 684 664	1 661 247	1 758 001	1 786 404	1 813 642	1 851 929	1 872 862	1 899 767
	D	21 222	32 515	33 959	35 171	36 218	37 039	36 686	35 667	34 110
	E	69 520	70 694	70 652	76 414	77 442
	F	3 604	4 051	4 380	4 816	5 133	5 265	5 299
Poland Pologne Польша	A	...	750 000	773 416	763 365	743 611	637 000	590 400
	B	1 356 553	929 269	875 663	842 358	819 902	804 000	802 600	803 000	869 000
	C	5 260 646	7 517 266	8 054 448	8 533 449	8 890 763	9 283 000	9 991 300	10 503 000	11 029 000
	D	92 403	85 413	85 596	81 788	80 827	78 958	82 590	82 000	83 000
	E	1 010 143	1 298 711	1 370 897	1 421 492	1 484 575	1 597 874	1 783 008	1 979 000	2 163 000
	F	35 934	55 388	60 460	65 947	78 239	85 013	96 060

For notes and code see end of table.

Voir notes et code à la fin du tableau.

См. Примечания и шифр в конце таблицы.

7. Road vehicle fleet

7. Parc de véhicules routiers

7. Парк дорожно-транспортных средств

Unit: number - Unité: nombre - Единица: число

Country Pays Потрана		Vehicles at end of year Véhicules à la fin de l'année Транспортные средства к концу года								
		1990	1995	1996	1997	1998	1999	2000	2001	2002
		Portugal	A
Portugal	B	134 594	216 000	240 946	272 000	301 000	324 000	346 000	368 000	387 000
Португалия	C	2 552 336	3 751 000	4 003 000	4 273 000	4 587 000	4 932 000	5 260 000	5 537 000	5 788 000
	D	12 099	15 020	15 681	16 431	17 513	18 544	19 780	20 760	21 387
	E	508 520	1 175 376	1 245 793	1 333 116	1 436 098	1 540 631	1 658 229	1 752 716	1 829 158
	F	11 481	28 398	30 741	34 377	38 751	44 258	49 879	54 608	58 357
Republic of Moldova	A
République de Moldova	B	...	150 000	138 800	123 400	115 700	97 300	91 400	79 800	78 800
Республика Молдова	C	208 984	165 941	173 600	206 000	222 800	232 300	238 400	256 500	268 900
	D	11 910	8 564	10 278	11 613	13 327	13 985	13 167	15 096	16 183
	E	76 909	59 888	57 138	56 924	42 779	35 908	27 648	24 980	23 616
	F	...	4 550	4 257	3 945	3 705	3 359	2 866	2 612	2 580
Romania	A	206 202	205 032	209 507	206 454	204 340	203 603	198 530	174 100	...
Roumanie	B	105 444	122 692	122 527	123 913	121 335	121 547	117 155	103 100	...
Румыния	C	1 292 283	2 197 477	2 391 869	2 605 465	2 822 254	2 980 014	3 128 782	3 225 500	...
	D	29 108	42 997	44 205	45 015	46 508	47 305	48 142	47 724	...
	E	...	317 874	339 173	356 321	380 312	410 159	413 493	418 522	...
	F	...	22 085	23 207	24 249	26 552	28 721	31 923	34 908	...
Slovakia	A	(b)	147 272
Slovaquie	B	286 250	81 847	79 479	81 062	100 891	44 200	45 600	46 700	47 900
Словакия	C	875 550	1 015 794	1 058 425	1 135 914	1 196 109	1 236 400	1 274 200	1 292 800	1 326 900
	D	14 301	12 053	11 582	11 485	11 515	11 335	11 149	10 889	10 834
	E	145 531	148 431	142 508	148 456	154 771	157 651	149 902	156 481	164 484
	F	...	1 306	1 721	2 306	3 281	4 994	6 837
Slovenia	A	...	583	465	200	...
Slovénie	B	15 842	8 430	8 022	8 342	9 213	9 978	11 308	11 723	12 047
Словения	C	578 268	698 212	728 000	779 000	814 000	849 000	869 000	885 000	873 962
	D	3 077	2 467	2 406	2 372	2 327	2 319	2 259	2 212	2 189
	E	30 767	39 371	41 844	44 248	45 769	47 888	50 232	51 836	53 362
	F	...	3 326	3 608	3 766	3 912	4 077	4 298	4 602	4 776
Spain	A
Espagne	B	1 073 400	1 301 180	1 308 208	1 326 000	1 361 000	1 404 000	1 446 000	1 483 000	1 517 208
Испания	C	11 995 640	14 212 259	14 753 809	15 297 000	16 050 057	16 848 000	17 449 000	18 151 000	18 732 632
	D	45 767	47 375	48 405	50 035	51 805	53 540	54 732	56 146	56 953
	E	2 332 928	2 936 765	3 057 347	3 205 974	3 393 446	3 604 972	3 780 221	3 949 001	4 091 875
	F	68 157	87 481	94 557	104 121	116 305	130 216	142 955	155 957	167 014
Sweden	A	...	54 400	11 000	...
Suède	B	41 100	63 000	76 456	90 461	101 003	119 900	140 000	158 000	221 000
Швеция	C	3 600 518	3 631 000	3 665 000	3 702 000	3 791 000	3 890 000	3 999 000	4 019 000	4 043 000
	D	14 595	14 577	14 753	14 838	14 924	14 869	14 417	14 246	14 000
	E	309 520	302 720	306 794	315 804	337 973	354 293	367 515	389 045	409 000
	F	3 975	4 989	4 957	5 506	6 163	6 488	6 707	6 648	...
Switzerland	A	464 609	333 427	317 066	298 895	283 722	265 000	239 000	220 000	208 000
Suisse	B	299 264	370 699	381 984	410 749	435 042	464 357	494 000	521 000	545 132
Швейцария	C	2 985 399	3 229 169	3 268 073	3 323 421	3 383 273	3 467 275	3 545 000	3 630 000	3 700 951
	D	31 293	36 967	37 662	38 508	39 012	39 692	40 260	41 342	42 401
	E	246 194	255 588	256 054	256 956	259 871	266 074	270 325	276 573	281 095
	F	5 942	6 764	6 966	7 244	7 509	7 880	8 193	8 673	9 047

For notes and code see end of table.

Voir notes et code à la fin du tableau.

См. Примечания и шифр в конце таблицы.

7. Road vehicle fleet

7. Parc de véhicules routiers

7. Парк дорожно-транспортных средств

Unit: number - Unité: nombre - Единица: число

Country Pays Потрана		Vehicles at end of year Véhicules à la fin de l'année Транспортные средства к концу года								
		1990	1995	1996	1997	1998	1999	2000	2001	2002
The FYR of Macedonia ⁴	A
	B	1 868	2 305	2 703	3 439	3 566	4 000	4 000	4 000	3 000
	C	230 774	285 907	284 022	289 204	288 678	290 000	300 000	310 000	308 000
	D	2 320	2 541	2 442	2 430	2 478	2 479	2 498	2 620	2 497
	E	15 489	19 546	19 375	19 815	20 075	20 011	20 763	21 727	20 213
	F	2 332	3 012	2 562	3 471	3 365	3 459	3 865	4 169	4 105
Turkey Turquie Турция	A
	B	531 941	819 922	854 150	905 121	940 935	975 746	1 011 284	1 031 221	1 046 907
	C	1 649 879	3 058 511	3 274 156	3 570 105	3 838 288	4 072 326	4 422 180	4 534 803	4 600 140
	D	188 099	263 248	277 672	298 953	319 856	333 869	354 339	358 687	361 797
	E	520 760	719 164	776 057	883 424	997 167	1 188 742	1 229 668	1 274 406	1 271 061
	F	...	27 774	30 193	33 285	36 601
United Kingdom ⁵ Royaume-Uni Соединенное Королевство	A	279 000	115 276	107 271	96 000	96 000	100 000	109 000	114 000	...
	B	712 000	627 479	671 516	758 000	820 000	897 000	962 000	1 022 000	...
	C	21 485 000	21 950 810	22 818 718	23 450 000	23 992 000	24 628 000	25 067 000	25 783 000	...
	D	157 000	158 174	162 554	165 820	166 000	173 358	177 793	176 968	...
	E	2 330 200	2 461 871	2 519 883	2 678 806	2 770 317	2 803 304	2 861 463	2 960 542	...
	F	106 000	117 278	118 817	121 000
United States Etats-Unis Соединенные Штаты	A	(b)	(b)	(b)	(b)	(b)	(b)	(b)	(b)	(b)
	B	4 222 987	3 897 000	3 871 000	3 826 373	3 879 450	4 152 433	4 346 068	490 356	5 004 156
	C	181 975 000	194 125 000	198 862 000	199 973 000	203 168 743	207 788 420	212 706 399	221 821 103	220 931 982
	D	626 987	685 500	694 781	697 548	715 540	728 777	746 125	749 548	760 717
	E	16 008 545	6 719 421	7 012 615	7 083 326	7 732 270	7 791 426	8 022 649	7 857 674	7 927 280
	F	1 338 149	1 335 465	1 424 131	1 466 521	1 500 546	1 533 771	1 587 611	1 940 346	1 850 545

Explanation of code - Explication du code - Объяснение шифра

A = Mopeds.

B = Motorcycles.

C = Passenger cars, including taxis.

D = Buses, coaches and trolleybuses.

E = Lorries.

F = Road tractors.

A = Cyclomoteurs.

B = Motocycles.

C = Voitures particulières, y compris les taxis.

D = Autocars, autobus et trolleybus.

E = Camions.

F = Tracteurs routiers.

A = Мопеды.

B = Мотоциклы.

C = Легкие автомобили, включая такси.

D = Междугородные и городские автобусы, троллейбусы.

E = Грузовые автомобили.

F = Дорожные тягачи.

General notes - Notes générales - Общие примечания

(a) Road tractors are included with lorries.

(a) Les tracteurs routiers sont comptabilisés avec les camions.

(a) Дорожные тягачи включены в раздел грузовых автомобилей.

(b) Mopeds are included with motorcycles.

(b) Les cyclomoteurs sont comptabilisés avec les motocycles.

(b) Мопеды включены в раздел мотоциклов.

Country notes - Notes relatives aux pays - Примечания к данным, представляемым странами

1. Excluding mopeds, lorries and road tractors registered in Åland.

1. Non compris les cyclomoteurs, les camions et les tracteurs routiers non immatriculés à Åland.

1. Кроме мопедов, грузовых автомобилей и дорожных тягачей, зарегистрированных на Åландских островах.

2. Lorries include special vehicles.

2. Les camions incluent les véhicules spéciaux.

2. Грузовые автомобили, включая специальные транспортные средства.

3. Lorries include agricultural tractors and special vehicles.

3. Les camions incluent les tracteurs agricoles et les véhicules spéciaux.

3. Грузовые автомобили, включая сельскохозяйственные тракторы и специальные транспортные средства.

4. The former Yugoslav Republic of Macedonia.

4. L'ex-République yougoslave de Macédoine.

4. Бывшая Югославская Республика Македония.

5. Data refer to Great Britain.

5. Les données se réfèrent à la Grande Bretagne.

5. Вода, данные относятся к Великобритании.

8. Estimated vehicle-kilometres run

8. Estimation des véhicules-kilomètres parcourus

8. Оценка пройденных транспортное средство-километров

millions - число

Country Pays Страна		Total Total Всего	Moped (A)	Motorcycles (B)	Passenger cars (C)	Buses, coaches and trolleybuses (D)	Lorries and road tractors (E)
Armenia	1990
Arménie	2001	231.5	70.5	103.4	57.6
Армения	2002
Belgium	1990	70 275.6	...	352.9	59 887.4	570.6	9 464.7
Belgique	2001	91 470.0	...	1 030.0	76 980.0	670.0	12 790.0
Бельгия	2002	92 680.0	...	1 050.0	77 990.0	680.0	12 690.0
Bulgaria	1990
Bulgarie	2001	688.0	1 050.5
Болгария	2002
Czech Republic	1990
République tchèque	2001	41 057.1	...	335.0	31 706.8	725.5	8 201.3
Чешская Республика	2002	43 307.8	...	353.3	33 445.0	765.3	8 650.9
Denmark	1990
Danemark	2001	46 541.3	92.5	517.9	38 036.0	625.1	7 269.8
Дания	2002	47 572.0	95.0	551.0	38 854.0	626.0	7 447.0
Estonia	1990
Estonie	2001	5 237.8	170.6	1 129.5
Эстония	2002	5 430.5	176.1	1 236.2
Finland	1990	40 550.0	(a)	800.0	33 430.0	680.0	5 640.0
Finlande	2001	51 345.5	(a)	900.0	40 680.0	595.0	6 375.0
Финляндия	2002	52 515.5	(a)	900.0	41 675.0	595.0	6 480.0
France	1990	...	(a)	6 230.0
France	2001	545 433.0	(a)	7 446.0	501 693.0	2 849.0	33 445.0
Франция	2002
Georgia	1990
Géorgie	2001	323.8	0.1	3.9	247.8	22.9	47.0
Грузия	2002	327.4	0.1	3.5	252.0	24.3	45.5
Germany	1990
Allemagne	2001	620 287.0	3 870.0	13 778.0	511 265.0	3 716.0	75 898.0
Германия	2002	...	3 643.0	14 207.0	509 273.0	3 634.0	75 219.0
Iceland	1990
Islande	2001	2 253.0	2 039.0	79.0	135.0
Исландия	2002	2 279.0	2 062.0	80.0	137.0
Ireland	1990	24 446.0	...	241.0	19 271.0	257.0	4 677.0
Irlande	2001	30 578.5	...	266.4	27 505.1	400.4	2 406.6
Ирландия	2002
Israel	1990
Israël	2001	37 659.0	268.0	381.0	25 508.0	1 078.0	10 424.0
Израиль	2002	37 960.0	282.0	385.0	25 542.0	1 200.0	10 551.0
Kyrgyzstan	1990
Kirghizistan	2001	2 591.0	5.0	24.0	1 943.0	248.0	371.0
Кыргызстан	2002	2 627.6	...	36.9	1 935.5	273.6	381.6
Latvia	1990
Lettonie	2001	6 392.0	256.0	1 745.0
Латвия	2002	6 268.0	266.6	1 495.0

For notes and code see end of table.

Voir notes et code à la fin du tableau.

См. Примечания и шифр в конце таблицы.

8. Estimated vehicle-kilometres run

8. Estimation des véhicules-kilomètres parcourus

8. Оценка пройденных транспортное средство-километров

millions - число

Country Pays Страна		Total Total Всего	Moped (A)	Motorcycles (B)	Passenger cars (C)	Buses, coaches and trolleybuses (D)	Lorries and road tractors (E)
Norway	1990
Norvège	2001	33 316.0	383.0	574.0	27 495.0	341.0	4 523.0
Норвегия	2002	34 326.0	407.0	598.0	28 430.0	343.0	4 548.0
Poland	1990
Pologne	2001	41 848.0	3 930.0	79 358.0
Польша	2002	46 383.0	3 986.0	88 380.0
Slovakia	1990
Slovaquie	2001	361.0	1 135.0
Словакия	2002	344.0	1 042.0
Slovenia	1990	4 749.0	131.0	740.0
Slovénie	2001	9 491.8	...	42.8	8 336.8	83.9	1 028.3
Словения	2002	9 787.0	...	43.2	8 570.7	83.1	1 090.0
Sweden	1990	59 400.0
Suède	2001	71 589.0	...	823.0	59 507.0	957.0	10 302.0
Швеция	2002	73 953.0	...	967.0	60 934.0	1 012.0	11 040.0
Switzerland	1990	1 211.0	42 649.0
Suisse	2001	...	244.0	1 817.0	50 714.0
Швейцария	2002	...	232.0	1 891.0	51 758.0
Tajikistan	1990
Tadjikistan	2001	3 070.9	259.1	190.6	2 621.2
Таджикистан	2002
Turkey	1990	27 041.0
Turquie	2001	52 631.0	34 047.0	2 855.0	15 729.0
Турция	2002	51 664.0	33 204.0	2 838.0	15 622.0
Ukraine	1990
Ukraine	2001	3 635.8	2 292.8	6 286.9
Украина	2002	3 784.0	2 375.1	6 250.6
United Kingdom ¹	1990	407 570.0	...	6 400.0	330 740.0	4 690.0	65 740.0
Royaume-Uni	2001	420 300.0	...	4 800.0	382 300.0	5 200.0	28 000.0
Соединенное Королевство	2002	431 000.0	...	5 100.0	392 400.0	5 200.0	28 300.0

Explanation of code - Explication du code - Объяснение шифра

A = Mopeds.

A = Cyclomoteurs.

A = Мопеды.

B = Motorcycles

B = Motocycles.

B = Мотоциклы.

C = Passenger cars, including taxis.

C = Voitures particulières, y compris les taxis.

C = Легкие автомобили, включая такси.

D = Motor coaches, buses and trolleybuses.

D = Autocars, autobus et trolleybus.

D = Междугородные и городские автобусы, троллейбусы.

E = Lorries and road tractors.

E = Camions et tracteurs routiers.

E = Грузовые автомобили и дорожные тягачи.

General notes - Notes générales - Общие примечания

(a) Mopeds are included with motorcycles.

(a) Les cyclomoteurs sont comptabilisés avec les motocycles.

(a) Мопеды включены в раздел мотоциклов.

Country notes - Notes relatives aux pays - Примечания к данным, представляемым странами

1. Data refer to Great Britain.

1. Les données se réfèrent à la Grande Bretagne.

1. Данные относятся к Великобритании.

9. Estimates of population and distribution by age group, 2002

9. Estimations de la population et répartition par groupe d'âge, 2002

9. Оценки населения и распределение по возрастным группам, 2002 г.

	Unit Unité Единица	Total Total	< 6	6 - 9	10 - 14	15 - 17	18 - 20	21 - 24	25 - 64	≥ 65
Andorra	1000	67.2	4.1	2.7	3.4	1.8	2.0	3.1	41.1	8.9
Andorre	%	100	6.10	3.95	5.09	2.75	3.02	4.59	61.24	13.26
Андорра										
Armenia	1000	3 210.3	235.0	197.3	320.1	194.7	181.9	213.8	1 547.3	319.1
Arménie	%	100	7.3	6.1	10.0	6.1	5.7	6.7	48.2	9.9
Армения										
Austria	1000	8 067.3	482.5	369.3	483.4	283.6	296.3	391.5	4 509.7	1 251.1
Autriche	%	100	6.0	4.6	6.0	3.5	3.7	4.9	55.9	15.5
Австрия										
Azerbaijan	1000	8 209.9	682.0	650.8	929.1	543.1	486.2	573.3	3 808.2	537.2
Azerbaïdjan	%	100	8.3	7.9	11.3	6.6	5.9	7.0	46.4	6.5
Азербайджан										
Belarus	1000	9 898.6	543.5	414.0	712.6	501.3	500.7	603.5	5 234.5	1 388.4
Bélarus	%	100	5.5	4.2	7.2	5.1	5.1	6.1	52.9	14.0
Беларусь										
Belgium	1000	10 355.8	690.5	477.0	635.2	362.3	368.1	520.1	5 540.3	1 762.4
Belgique	%	100	6.7	4.6	6.1	3.5	3.6	5.0	53.5	17.0
Бельгия										
Bulgaria	1000	7 845.8	386.8	284.6	472.1	315.1	322.6	451.0	4 277.5	1 336.3
Bulgarie	%	100	4.9	3.6	6.0	4.0	4.1	5.7	54.5	17.0
Болгария										
Croatia	1000	4 442.2	271.7	202.0	262.7	170.0	183.1	248.8	2 381.0	723.0
Croatie	%	100	6.1	4.5	5.9	3.8	4.1	5.6	53.6	16.3
Хорватия										
Cyprus	1000	715.1	52.0	42.0	55.1	33.0	34.1	44.6	369.8	84.5
Chypre	%	100	7.3	5.9	7.7	4.6	4.8	6.2	51.7	11.8
Кипр										
Czech Republic	1000	10 203.3	540.5	412.0	637.3	395.7	409.5	633.9	5 756.5	1 418.0
République tchèque	%	100	5.3	4.0	6.2	3.9	4.0	6.2	56.4	13.9
Чешская Республика										
Denmark	1000	5 383.5	400.8	282.0	330.2	176.3	167.3	251.6	2 977.0	798.4
Danemark	%	100	7.4	5.2	6.1	3.3	3.1	4.7	55.3	14.8
Дания										
Estonia	1000	1 356.0	74.3	53.0	97.5	63.9	63.3	77.7	711.0	215.0
Estonie	%	100	5.5	3.9	7.2	4.7	4.7	5.7	52.4	15.9
Эстония										
Finland	1000	5 206.3	342.7	255.0	329.4	188.1	202.7	259.6	2 830.3	798.6
Finlande	%	100	6.6	4.9	6.3	3.6	3.9	5.0	54.4	15.3
Финляндия										
France	1000	59 265.7	4 468.7	2 856.4	3 795.9	2 333.7	2 321.4	3 101.9	31 028.3	9 359.5
France	%	100	7.5	4.8	6.4	3.9	3.9	5.2	52.4	15.8
Франция										
Georgia	1000	4 341.6	238.3	291.9	357.2	-	359.6	331.4	2 197.1	566.1
Géorgie	%	100	5.5	6.7	8.2	-	8.3	7.6	50.6	13.0
Грузия										
Germany¹	1000	82 536.7	4 623.5	7 792.1	-	9 514.5	-	-	46 167.8	14 438.8
Allemagne	%	100	5.6	9.4	-	11.5	-	-	55.9	17.5
Германия										
Hungary	1000	10 142.4	575.9	442.3	615.5	387.5	392.0	613.0	5 556.9	1 559.2
Hongrie	%	100	5.7	4.4	6.1	3.8	3.9	6.0	54.8	15.4
Венгрия										

For notes see end of table.

Voir notes à la fin du tableau.

См. примечания в конце таблицы.

9. Estimates of population and distribution by age group, 2002

9. Estimations de la population et répartition par groupe d'âge, 2002

9. Оценки населения и распределение по возрастным группам, 2002 г.

	Unit Unité Единица	Total Total	< 6	6 - 9	10 - 14	15 - 17	18 - 20	21 - 24	25 - 64	≥ 65
Iceland Islande Исландия	1000 %	288.5 100	25.2 8.8	17.9 6.2	23.0 8.0	12.0 4.2	12.9 4.5	17.8 6.2	145.8 50.5	33.8 11.7
Ireland Irlande Ирландия	1000 %	3 917.2 100	332.2 8.5	209.5 5.3	285.7 7.3	185.6 4.7	193.9 5.0	262.0 6.7	2 012.3 51.4	436.0 11.1
Israel Israël Израиль	1000 %	6 631.1 100	809.0 12.2	491.9 7.4	579.0 8.7	338.9 5.1	337.5 5.1	429.9 6.5	2 989.3 45.1	655.6 9.9
Italy Italie Италия	1000 %	57 844.0 100	3 216.1 5.6	2 236.3 3.9	2 851.5 4.9	1 786.9 3.1	1 902.4 3.3	2 912.4 5.0	32 382.5 56.0	10 555.9 18.2
Kyrgyzstan Kirghizistan Кыргызстан	1000 %	4 984.4 100	591.9 11.9	453.2 9.1	591.0 11.9	347.5 7.0	308.5 6.2	367.6 7.4	2 048.9 41.1	275.8 5.5
Latvia Lettonie Латвия	1000 %	2 331.5 100	115.0 4.9	88.6 3.8	169.0 7.3	112.9 4.8	109.2 4.7	129.9 5.6	1 237.3 53.1	369.5 15.9
Lithuania Lituanie Литва	1000 %	3 462.6 100	203.9 5.9	164.6 4.8	264.4 7.6	169.3 4.9	160.0 4.6	191.5 5.5	1 799.1 52.0	509.7 14.7
Malta Malte Мальта	1000 %	397.3 100	25.9 6.5	20.0 5.0	28.4 7.1	16.8 4.2	17.9 4.5	23.9 6.0	213.3 53.7	51.0 12.8
Netherlands ² Pays-Bas Нидерланды	1000 %	16 105.3 100	3 940.6 24.5	- -	- -	- -	- -	4 685.7 29.1	- -	2 198.7 13.7
Norway Norvège Норвегия	1000 %	4 552.3 100	353.7 7.8	247.4 5.4	309.2 6.8	165.4 3.6	161.2 3.5	220.4 4.8	2 421.4 53.2	673.6 14.8
Poland Pologne Польша	1000 %	38 218.5 100	2 271.8 5.9	1 813.9 4.7	2 718.5 7.1	1 859.4 4.9	2 036.8 5.3	2 532.0 6.6	20 098.4 52.6	4 887.7 12.8
Portugal ³ Portugal Португалия	1000 %	9 927.4 100	618.6 6.2	398.7 4.0	534.1 5.4	340.4 3.4	394.5 4.0	578.1 5.8	5 390.4 54.3	1 672.7 16.8
Republic of Moldova République de Moldova Республика Молдова	1000 %	3 618.3 100	230.2 6.4	199.3 5.5	320.6 8.9	220.8 6.1	214.0 5.9	253.1 7.0	1 826.8 50.5	353.5 9.8
Romania Roumanie Румыния	1000 %	21 772.8 100	1 310.2 6.0	907.5 4.2	1 490.1 6.8	1 046.1 4.8	940.1 4.3	1 411.4 6.5	11 577.8 53.2	3 089.5 14.2
Russian Federation ⁴ Fédération de Russie Российская Федерация	1000 %	143 097.0 100	6 427.8 4.5	6 762.9 4.7	9 943.3 6.9	12 348.5 8.6	- -	11 103.7 7.8	77 520.1 54.2	18 990.6 13.3
Slovakia Slovaquie Словакия	1000 %	5 379.2 100	324.4 6.0	256.8 4.8	387.3 7.2	254.3 4.7	266.7 5.0	372.3 6.9	2 893.8 53.8	623.6 11.6
Slovenia Slovénie Словения	1000 %	1 995.0 100	108.1 5.4	78.0 3.9	113.0 5.7	76.6 3.8	81.8 4.1	121.0 6.1	1 121.9 56.2	294.7 14.8

For notes see end of table.

Voir notes à la fin du tableau.

См. примечания в конце таблицы.

9. Estimates of population and distribution by age group, 2002

9. Estimations de la population et répartition par groupe d'âge, 2002

9. Оценки населения и распределение по возрастным группам, 2002 г.

	Unit Unité Единица	Total Total	< 6	6 - 9	10 - 14	15 - 17	18 - 20	21 - 24	25 - 64	≥ 65
Sweden Suède Швеция	1000 %	8 940.8 100	554.9 6.2	434.7 4.9	622.4 7.0	329.0 3.7	304.9 3.4	415.3 4.6	4 745.8 53.1	1 533.8 17.2
Switzerland Suisse Швейцария	1000 %	7 317.9 100	463.5 6.3	332.5 4.5	441.9 6.0	254.7 3.5	256.1 3.5	344.8 4.7	4 088.4 55.9	1 136.0 15.5
Turkey Turquie Турция	1000 %	70 170.0 100	8 634.0 12.3	5 569.5 7.9	6 489.5 9.2	3 779.5 5.4	3 969.0 5.7	5 454.0 7.8	32 376.0 46.1	3 898.5 5.6
Ukraine Ukraine Украина	1000 %	47 787.3 100	2 332.5 4.9	1 975.4 4.1	3 225.7 6.8	2 309.2 4.8	2 327.7 4.9	2 821.0 5.9	25 602.3 53.6	7 193.5 15.1
United Kingdom ⁵ Royaume-Uni Соединенное Королевство	1000 %	57 511.4 100	4 000.1 7.0	2 851.0 5.0	3 773.0 6.6	2 209.2 3.8	2 102.2 3.7	2 817.8 4.9	30 559.4 53.1	9 198.7 16.0

Country notes - Notes relatives aux pays - Примечания к данным, представляемым странами:

1. Distribution according to the following age groups: (<6, 6-14, 15-24, 25-64, ≥65).
2. Distribution according to the following age groups: (0-20, 20-40, 40-65, ≥65).
3. Data refer to continent only.
4. Distribution according to the following age groups: (<6, 6-9, 10-14, 15-17, 15-20, 21-24, 25-64, ≥65).
5. Data refer to Great Britain.

1. Répartition selon les groupes d'âge suivant: (<6, 6-14, 15-24, 25-64, ≥65).
2. Répartition selon les groupes d'âge suivant: (0-20, 20-40, 40-65, ≥65).
3. Les données se réfèrent au continent seulement.
4. Répartition selon les groupes d'âge suivant: (<6, 6-9, 10-14, 15-17, 15-20, 21-24, 25-64, ≥65).
5. Les données se réfèrent à la Grande Bretagne.

1. Распределение по возрастным группам: (<6, 6-14, 15-24, 25-64, ≥65).
2. Распределение по возрастным группам: (0-20, 20-40, 40-65, ≥65).
3. Данные относятся только к континенту.
4. Распределение по возрастным группам: (<6, 6-9, 10-14, 15-17, 15-20, 21-24, 25-64, ≥65).
5. Вода, данные относятся к Великобритании.

Annex

Annexe

Приложения

ANNEX I

DEFINITIONS AND GENERAL NOTES

A. Definitions relevant to the tables of this Bulletin**Accidents**

Accidents included are those:

- a) Which occurred or originated on a way or street open to public traffic;
- b) Which resulted in one or more persons being killed or injured (see below) and
- c) In which at least one moving vehicle was involved.

These accidents therefore include collisions between vehicles, between vehicles and pedestrians, and between vehicles and animals or fixed obstacles. Single vehicle accidents, in which one vehicle alone (and no other road user) was involved, are included.

Multi-vehicle collisions are counted as only one accident provided that the successive collisions happen at very short intervals.

Fatal accident - Any accident in which one or more persons were killed (see below).

Non-fatal accident involving bodily injury - Any accident in which no person was killed but in which one or more persons were seriously or lightly injured (see below).

Types of accidents:

1. **Accidents between vehicle and pedestrian:** Accidents involving one or several vehicles and pedestrians irrespective of whether the pedestrian was involved in the first or a later phase of the accident and of whether the pedestrian was injured or killed on or off the road.
2. **Single vehicle accidents:** Accidents involving no collision with other road users, even though they may be involved, i.e. vehicle trying to avoid collision and veering off the road, or accident caused by collision with obstructions or animals on the road. Collisions with parked vehicles belong to 3 (d).
3. **Accidents between vehicles:** (Remainder of 1 and 2)

The constituent element for classification of accidents between vehicles is the first collision on the carriageway or the first mechanical impact on the vehicle.

- a) **Rear-end collision:** Accident caused by a rear-end collision with another vehicle using the same lane of a carriageway and moving in the same direction or temporarily stopping due to the traffic conditions. Rear-end collisions with parked vehicles belong to (d);
- b) **Collision due to crossing or turning:** Accident caused by a rear-end or head-on collision with another vehicle moving in a lateral direction due to leaving or entry from/to another lane, road or premise. Rear-end or head-on collisions with vehicles waiting to turn belong to either (a) or (c);
- c) **Head-on collision:** Accident caused by a head-on collision with another vehicle using the same lane of a carriageway and moving in the opposite direction or temporarily stopping due to traffic conditions. Head-on collisions with parked vehicles belong to (d);
- d) **Other collision, including, collision with parked vehicles:** Accident caused by driving side by side, while overtaking each other or when changing lanes (cutting in on someone), or by a rear-end or head-on collision with a stationary vehicle which stops or parks deliberately and not as a result of traffic conditions at the edge of a carriageway, on shoulders, on marked parking spaces, on footpaths or parking sites.

Killed: Any person who was killed outright or who died within 30 days as a result of the accident.

Injured: Any person, who was not killed, but sustained one or more serious or slight injuries as a result of the accident.

Surroundings:

Combination of vehicles¹: Coupled vehicles which travel on the road as a unit.

1. **Motorway**¹: Road, specially designed and built for motor traffic, which does not serve properties bordering on it, and which
 - a) Is provided, except at special points or temporarily, with separate carriageways for the two directions of traffic, separated from each other either by a dividing strip not intended for traffic or, exceptionally, by other means;
 - b) Does not cross at level with any road, railway or tramway track, or footpath; and
 - c) Is specially sign-posted as a motorway.

Accidents occurring on entries and exits of motorways are to be included under the category of motorway accidents.

2. **Built-up area**¹: An area with entries and exits specially sign-posted as such.

Driver¹: Any person who drives a motor vehicle or other vehicle (including a cycle), or who guides cattle, singly or in herds, or flocks, or draught, pack or saddle animals on a road.

Passenger: Any person, other than the driver, who is in or on a vehicle.

Pedestrian: Any person other than a driver or a passenger according to the above definitions. Persons pushing or pulling a child's carriage, a bath chair or invalid chair, or any other small vehicle without an engine, or pushing a cycle or moped, and handicapped persons travelling in invalid chairs propelled by such persons or moving at walking pace shall be treated as pedestrians.¹

Road vehicle: A vehicle running on wheels and intended for use on roads.

Motor vehicle¹: Any power-driven vehicle which is normally used for carrying persons or goods by road or for drawing, on the road, vehicles used for the carriage of persons or goods. This term embraces trolleybuses, that is to say, vehicles connected to an electric conductor and not rail-borne. It does not cover vehicles, such as agricultural tractors, which are only incidentally used for carrying persons or goods by road or for drawing, on the road, vehicles used for the carriage of persons or goods.

Power driven vehicle¹: Any self-propelled road vehicle, other than a moped and a rail-borne vehicle.

Cycle¹: Any road vehicle which has at least two wheels and is propelled solely by the muscular energy of the person(s) on that vehicle, in particular by means of a pedal system, lever or handle (e.g. bicycles, tricycles, quadricycles and invalid carriages).

Moped¹: Any two-wheeled or three-wheeled road vehicle which is fitted with an internal combustion engine having a cylinder capacity not exceeding 50 cc. (3.05 cu. in.) and a maximum design speed not exceeding 50 km (30 miles) per hour.

Motor cycle¹: Two-wheeled road motor vehicle with or without side-car, including motor scooter, or three-wheeled road motor vehicle not exceeding 400 kg (900 lb.) unladen weight. This term does not include mopeds.

Passenger car: Road motor vehicle, other than a motor cycle, intended for the transport of passengers and seating not more than nine persons (including the driver). The term "passenger car" therefore covers taxis and hired vehicles, provided that they have fewer than ten seats.

Motor coach or bus: Passenger road motor vehicle, seating more than nine persons (including the driver).

Trolleybus: A passenger road vehicle, seating more than nine persons (including the driver), which is connected to electric conductors and which is not rail-borne.

Tramcar: A passenger road vehicle, seating more than nine persons (including the driver), which is connected to electric conductors and which is rail-borne.

Goods road vehicle: Road vehicle designed, exclusively or primarily, to carry goods.

Tractor: Road vehicle designed, exclusively or primarily, to haul other road vehicles.

Articulated vehicle¹: Combination of vehicles comprising a motor vehicle and semi-trailer coupled to the motor vehicle.

1. These definitions appear in or conform with the substance of those given in the Convention Of Road Traffic (Vienna, 1968) and in the European Agreement supplementing Convention.

Combination of vehicles¹: Coupled vehicles which travel on the road as a unit.

Permissible maximum weight¹: Total of the weight of the vehicle when stationary and ready for the road (including the weight of the driver and of all other persons carried at the same time) and of the weight of the load declared permissible by the competent authority of the country of registration of the vehicle.

B. Other definitions

Vehicles involved

Vehicles directly involved in accidents, and, so far as possible, those indirectly involved, should be recorded on the statistics report form.

- a) Are regarded as being directly involved:
 - i) Vehicles of which any occupants were killed or injured as a result of the accident.
 - ii) Vehicles colliding with one or more vehicles (in motion, stationary, or parked), with pedestrians, with animals or other obstacles;
 - iii) Vehicles whose driver or passengers were injured while alighting from or boarding the vehicle.
- b) Are regarded as being indirectly involved:
 - i) Vehicles whose movements were considered to have contributed to an accident, but which were not themselves involved.
 - ii) Stationary or parked vehicles whose position was considered to have contributed to an accident, but which were not themselves directly involved.

Persons involved: Details of all persons injured in accidents should be recorded in the statistics, together with details of drivers of all vehicles directly involved, whether or not injured.

Serious injuries: Fractures, concussion, internal lesions, crushing, severe cuts and laceration, severe general shock requiring medical treatment and any other serious lesions entailing detention in hospital.

Slight injuries: Secondary injuries such as sprains or bruises. Persons complaining of shock, but who have not sustained other injuries, should not be considered in the statistics as having been injured unless they show very clear symptoms of shock and have received medical treatment or appeared to require medical attention.

Accidents causing material damage

Accidents causing material damage are accidents:

- a) Which occurred or originated on a way or street open to public traffic;
- b) As a result of which at least one of the vehicles involved sustained or caused material damage only;
- c) In which a moving vehicle was involved.

C. Departure from the definition of persons killed, and of serious and slight injuries

Significant departures from the commonly agreed definition are as follows:

Austria: As from 1966 till 1991, persons are recorded as killed who die within 3 days as a result of the accident; persons who die later are recorded as injured. Before 1966 and as from 1992, the standard definition was applied whenever possible.

Greece: As from 1995, persons are recorded as killed who die within 30 days as a result of the accident; persons who die later are recorded as injured.

Latvia: Persons are recorded as killed who die at the scene of the accident or within 7 days; persons who die later are recorded as injured.

Portugal: Persons are recorded as killed who die at the scene of the accident or during or immediately after transport from the scene of the accident; persons who die later are recorded as injured.

Spain: Persons are recorded as killed who die within 24 hours as a result of the accident; persons who die later are recorded as injured.

¹ These definitions appear in or conform with the substance of those given in the Convention Of Road Traffic (Vienna, 1968) and in the European Agreement supplementing Convention.

ANNEXE I

DEFINITIONS ET NOTES GENERALES

A. Définitions se rapportant aux tableaux du Bulletin

Accidents

Les accidents visés sont ceux:

- a) qui se sont produits sur une route ou une rue ouverte à la circulation publique ou qui y ont eu leur origine
- b) par suite desquels une ou plusieurs personnes ont été tuées ou blessées (voir ci-dessous); et
- c) dans lesquels au moins un véhicule en mouvement était impliqué.

Sont donc visées les collisions entre véhicules, entre véhicules et piétons et entre véhicules et animaux ou obstacles fixes. Les accidents dans lesquels seul un véhicule (et aucun autre usager de la route) est impliqué sont inclus.

Les carambolages sont comptés comme un seul accident à condition que les collisions successives se soient produites à des intervalles très courts.

Accident mortel - Tout accident dans lequel une ou plusieurs personnes ont été tuées (voir ci-dessous).

Accident corporel non mortel - Tout accident dans lequel aucune personne n'a été tuée mais une ou plusieurs personnes ont été blessées grièvement ou légèrement (voir ci-dessous).

Types d'accidents:

1. **Accidents entre véhicule et piéton:** accidents dans lesquels sont impliqués un ou plusieurs véhicules et un ou plusieurs piétons, que ces derniers aient été impliqués dans la première phase de l'accident ou dans une phase ultérieure et que le piéton ait été blessé ou tué, sur la route ou hors de la route.
2. **Accidents dans lesquels un seul véhicule est impliqué:** accidents ne comportant pas de collision avec d'autres usagers de la route, même si ces derniers peuvent être impliqués, par exemple véhicule sortant de la route pour tenter d'éviter une collision, ou accident causé par une collision avec des obstacles ou des animaux se trouvant sur la route. Les collisions avec des véhicules en stationnement relèvent du 3 d).
3. **Accidents entre véhicules:** (cas non couverts par. 1 et 2)

L'élément à retenir pour la classification des accidents entre véhicules est la première collision sur la chaussée ou le premier impact mécanique sur le véhicule.

a) **Collision arrière:** collision avec un autre véhicule utilisant la même voie d'une chaussée et se déplaçant dans le même sens ou s'arrêtant momentanément en raison des conditions de circulation. Les collisions arrière avec des véhicules en stationnement relèvent du d);

b) **Collision due à un croisement ou à un tournant:** collision avec un autre véhicule se déplaçant latéralement qui sort d'une route ou d'un immeuble ou y entre, ou qui se déplace sur une autre chaussée. Les collisions arrières ou frontales avec des véhicules qui attendent de tourner relèvent de a) ou c);

c) **Collision frontale:** collision avec un autre véhicule utilisant la même voie d'une chaussée et se déplaçant dans le sens opposé ou s'arrêtant momentanément en raison des conditions de circulation; les collisions frontales avec des véhicules en stationnement relèvent de d);

d) **Autres collisions, y compris collision avec des véhicules en stationnement:** accident de véhicules roulant côte à côte, au moment où ils se dépassent ou changent de voie (queue de poisson), ou dû à une collision arrière ou frontale avec un véhicule immobilisé qui s'arrête ou se gare volontairement, et non en raison des conditions de circulation, au bord d'une voie, sur un accotement ou sur des places de stationnement marquées, des chemins ou des parcs de stationnement.

Tuée - Toute personne tuée sur le coup ou décédée des suites de l'accident dans les trente jours suivant l'accident.

Blessée - Toute personne qui n'a pas été tuée dans un accident mais qui a reçu une ou plusieurs blessures graves ou légères.

Circonstances de l'accident:

1. **Autoroute**¹: route qui est spécialement conçue et construite pour la circulation automobile, qui ne dessert pas les propriétés riveraines et qui:
 - a) sauf en des points singuliers ou à titre temporaire, comporte, pour les deux sens de circulation, deux chaussées distinctes séparées l'une de l'autre par une bande de terrain non destinée à la circulation ou, exceptionnellement par d'autres moyens;
 - b) ne croise à niveau ni route, ni voie de chemin de fer ou tramway, ni chemin pour la circulation de piétons;
 - c) est spécialement signalée comme étant une autoroute

Les accidents survenant à l'entrée et à la sortie des autoroutes doivent être inclus dans la catégorie des accidents survenus sur autoroute.

2. **Agglomération**¹ - Espace qui comprend des immeubles bâtis et dont les entrées et les sorties sont spécialement désignées comme telles.

Conducteur¹ - Toute personne qui assume la direction d'un véhicule, automobile ou autre (cycle compris), ou qui, sur une route, guide des bestiaux, isolés ou en troupeaux, ou des animaux de trait, de charge ou de selle.

Passager - Toute personne, autre que le conducteur, qui se trouve dans ou sur un véhicule.

Piéton - Toute personne qui n'est ni un conducteur, ni un passager au sens des définitions ci-dessous. Sont assimilées aux piétons les personnes qui poussent ou traînent une voiture d'enfant, de malade ou d'infirme, ou tout autre véhicule de petite dimension et sans moteur, celles qui conduisent à la main et en marchant un cycle ou un cyclomoteur, ainsi que les infirmes qui se déplacent dans une chaise roulante mue par eux-mêmes ou circulant à l'allure du pas.¹

Véhicule routier - Véhicule à roues destiné à être utilisé sur les routes.

Automobile¹ - Ceux des véhicules à moteur qui servent normalement au transport sur route de personnes ou de choses ou à la traction sur route de véhicules utilisés pour le transport de personnes ou de choses. Ce terme englobe les trolleybus, c'est-à-dire les véhicules reliés à une ligne électrique et ne circulant pas sur rails. Il n'englobe pas les véhicules, tels que les tracteurs agricoles, dont l'utilisation pour le transport sur route de personnes ou de choses ou la traction sur route de véhicules utilisés pour le transport de personnes ou de choses n'est qu'accessoire.

Véhicule à moteur¹ - Tout véhicule pourvu d'un moteur de propulsion et circulant sur route par ses propres moyens, à l'exception des cyclomoteurs et des véhicules qui se déplacent sur rails.

Cycle¹ - Tout véhicule routier à deux roues au moins et qui est propulsé exclusivement par l'énergie musculaire des personnes se trouvant sur ce véhicule, notamment à l'aide de pédales, d'un levier ou de manivelles (bicyclettes, tricycles, quadricycles et voitures d'infirmités par exemple).

Cyclomoteur¹ - Tout véhicule routier à deux ou trois roues qui est pourvu d'un moteur à combustion interne de cylindrée au plus égale à 50m³. (3,05 pouces cubes) et dont la limite de vitesse, par construction, n'excède pas 50 km (30 miles) à l'heure.

Motocycle¹ - Tout véhicule routier automobile à deux roues, avec ou sans side-car, y compris les scooters, ou tout véhicule routier automobile à trois roues, dont le poids à vide n'excède pas 400 kg (900 livres). Ce terme n'englobe pas les cyclomoteurs.

Voiture particulière - Véhicule routier automobile autre qu'un motocycle, destiné au transport de voyageurs et dont le nombre de places assises (y compris celle du conducteur) est inférieur à dix. Le terme "voiture particulière" couvre donc les taxis et voitures de louage à condition qu'ils aient moins de dix places assises.

Autocar ou autobus - Véhicule routier automobile pour le transport des voyageurs, dont le nombre des places assises (y compris celle du conducteur) est supérieur à neuf.

Trolleybus - Véhicule routier pour le transport de voyageurs, ayant plus de neuf places assises (y compris celle du conducteur), relié à un conducteur électrique et ne circulant pas sur rails.

Tramway - Véhicule routier pour le transport de voyageurs, ayant plus de neuf places assises (y compris celle du conducteur), relié à un conducteur électrique et circulant sur rails.

Véhicule routier pour le transport de marchandises - Véhicule routier conçu exclusivement ou principalement pour le transport des marchandises.

Tracteur - Véhicule routier automobile conçu exclusivement ou principalement pour le remorquage d'autres véhicules routiers.

Véhicule articulé¹ - Ensemble de véhicules constitué par une automobile et une semi-remorque accouplée à cette automobile.

¹ Ces définitions figurent dans la Convention sur la circulation routière (Vienne, 1968) et dans l'Accord européen complétant la Convention ou sont conformes quant au fond aux définitions donnés dans ces deux instruments.

Ensemble de véhicules¹ - Véhicules couplés qui participent à la circulation routière comme une unité.

Poids maximal autorisé¹ - Total du poids du véhicule à l'arrêt et en ordre de marche (y compris le poids du conducteur et de toutes autres personnes transportées en même temps) et du poids du chargement déclaré admissible par l'autorité compétente du pays d'immatriculation du véhicule.

B. Autres définitions

Véhicules impliqués

Les véhicules qui sont directement impliqués dans les accidents, et, autant que possible, ceux qui le sont indirectement, doivent être inscrits sur le formulaire statistique.

- a) Sont considérés comme directement impliqués:
 - i) Les véhicules dont l'un quelconque des occupants a été tué ou blessé par suite de l'accident.
 - ii) Les véhicules entrés en collision avec un ou plusieurs véhicules (en mouvement, à l'arrêt ou stationnement), avec des piétons, des animaux ou d'autres obstacles;
 - iii) Les véhicules dont le conducteur ou les passagers ont été blessés en descendant du véhicule ou en y montant.
- b) Sont considérés comme indirectement impliqués:
 - i) Les véhicules dont les mouvements ont été jugés avoir contribué à un accident mais qui ne sont pas eux-mêmes directement impliqués.
 - ii) Les véhicules à l'arrêt ou en stationnement dont la position a été jugée avoir contribué à un accident mais qui ne sont pas eux-mêmes directement impliqués.

Personnes impliquées - Des détails concernant toutes les personnes blessées dans des accidents doivent être enregistrés dans les statistiques ainsi que des détails concernant les conducteurs blessés ou non, de tous les véhicules directement impliqués.

Blessures graves - Fractures, commotions, lésions internes, écrasements, coupures et déchirures graves, choc général grave nécessitant un traitement médical et toute autre lésion grave entraînant l'hospitalisation.

Blessures légères - Blessures secondaires telles que foulures ou contusions. Les personnes qui se plaignent d'avoir subi un choc, mais qui n'ont pas reçu d'autres blessures, ne seront pas considérées comme blessées aux fins des statistiques, sauf si elles présentent des symptômes très nets du choc et ont reçu un traitement médical ou ont paru avoir besoin de soins médicaux.

Accidents provoquant des dommages matériels

Les accidents provoquant des dommages matériels sont ceux

- a) qui se sont produits sur une voie ou dans une rue ouverte à la circulation publique ou qui y ont eu leur origine;
- b) à la suite desquels l'un au moins des véhicules impliqués a subi ou a provoqué uniquement des dommages matériels;
- c) dans lesquels au moins un véhicule en mouvement était impliqué.

C. Divergences des définitions des personnes tuées, et des personnes avec des blessures graves et des blessures légères

Les divergences importantes par rapport aux définitions communément adoptées sont les suivantes:

Autriche: A partir de 1966 jusqu'à 1991, les personnes dont le décès survient dans les 3 jours suivant l'accident sont comptées comme tuées; celles dont le décès survient plus tard sont comptées comme blessées. A partir de 1992, la définition normalisée était appliquée.

Espagne: Les personnes dont le décès survient dans les 24 heures suivant l'accident sont comptées comme tuées; celles dont le décès survient plus tard sont comptées comme blessées.

Grèce: A partir de 1995 les personnes dont le décès survient dans les 30 jours suivant l'accident sont comptées comme tuées; celles dont le décès survient plus tard sont comptées comme blessées.

Lettonie: Les personnes dont le décès survient sur le lieu de l'accident ou dans les 7 jours suivant l'accident sont comptées comme tuées; celles dont le décès survient plus tard sont comptées comme blessées.

Portugal: Les personnes dont le décès survient sur le lieu de l'accident, pendant leur transfert hors du lieu de l'accident ou immédiatement après celui-ci, sont comptées comme tuées; Les personnes dont le décès survient plus tard sont comptées comme blessées.

¹ Ces définitions figurent dans la Convention sur la circulation routière (Vienne, 1968) et dans l'Accord européen complétant la Convention ou sont conformes quant au fond aux définitions données dans ces deux instruments.

ПРИОЖЕНИЕ I

ОПРЕДЕЛЕНИЯ И ОБЩИЕ ЗАМЕЧАНИЯ

А. Определения, касающиеся таблиц этого Бюллетеня

Дорожно-транспортные происшествия

В число дорожно-транспортных происшествий включаются:

- a) происшествия, имевшие место или имевшие свое начало на дороге или улице, открытой для общего пользования
- b) происшествия, при которых один или несколько человек погибли или были ранены (см, ниже); и
- c) происшествия с участием по крайней мере одного находившегося в движении транспортного средства.

Следовательно, эти дорожно-транспортные происшествия включают столкновения между транспортными средствами, наезд транспортного средства на пешехода, а также наезд транспортного средства на животных или неподвижные препятствия. Включаются дорожно-транспортные происшествия с единственным транспортным средством, в которые вовлечено только одно транспортное средство (и никакие другие пользователи дороги).

Столкновение нескольких транспортных средств считается как одно дорожно-транспортное происшествие при условии, что последовательные столкновения произошли через очень короткие промежуточные времени.

Происшествие со смертельным исходом – Происшествие, повлекшее за собой смерть одного или нескольких человек (см, ниже).

Происшествие без смертельного исхода – Происшествие, повлекшее за собой тяжелые или легкие ранения одного или нескольких человек, но без смертельного исхода (см, ниже).

Типы дорожно-транспортных происшествий:

1. **Дорожно-транспортные происшествия с участием транспортного средства и пешехода:** дорожно-транспортные происшествия, в которых участвует одно или несколько транспортных средств и один или несколько пешеходов, независимо от того, участвовал пешеход в первой или фазе дорожно-транспортного происшествия, а также от того, на дороге или за ее пределами погиб или был ранен пешеход .
2. **Дорожно-транспортные происшествия с участием одного транспортного средства:** (не включенные в категорию 1). Дорожно-транспортные происшествия, не связанные со столкновениями с другими участниками дорожного движения, даже если они могли участвовать в этом происшествии, т.е. транспортное средство пытается избежать столкновения и съезжает с дороги, или дорожно-транспортное происшествие, обусловленное столкновением с препятствиями или животными на дороге. Столкновения с транспортными средствами, находящимися на стоянке, входят в пункте 3 d).
3. **Дорожно-транспортные происшествия:** столкновения между транспортными средствами (остальные происшествия, не входящие в пункты 1 и 2)

Составным элементом классификации дорожно-транспортных происшествий – столкновений между транспортными средствами – является **первое** столкновение на проезжей части или **первый** механический улар по транспортному средству.

- a) **Столкновение с ударом сзади:** столкновение с другим транспортным средством, находящимся на той же полосе проезжей части и движущимся в том же направлении или временно останавливающимся ввиду условий движения. Столкновение с ударом сзади с транспортными средствами, находящимися на стоянке, входят в пункт d);
- b) **Столкновение с ударом сзади:** столкновение с другим транспортным средством, движущимся в поперечном направлении в связи с выездом с прилегающих участков или въездом на них. Столкновения с ударом сзади или лобовые столкновения с транспортными средствами, ожидающими поворота, входят либо в подпункт a), либо в подпункт c);
- c) **Лобовое столкновение:** лобовое столкновение с другим транспортным средством, находящимся на той же полосе проезжей части и движущимся в противоположном направлении или временно остановившимся ввиду условий движения. Лобовые столкновения с транспортными средствами, находящимися на стоянке, входят в подпункт d);

d) **В прочие столкновения, включая столкновения с транспортными средствами, находящимися на стоянке:** дорожно-транспортное происшествие, обусловленное движением в параллельном направлении, обгоном или сменой полос движения (столкновение) или столкновением с ударом сзади или лобовым столкновением с неподвижным транспортным средством, которое останавливается или находится на стоянке преднамеренно, а не в результате условий дорожного движения у края проезжей части, на обочинах, на специально размеченных местах для стоянок, на пешеходных дорожках или стояночных площадках.

Погибший – Любое лицо, погибшее на месте происшествия или умершее от последствий такового в продолжение последующих тридцати дней.

Раненый - Любое лицо, избежавшее смерти при дорожно-транспортном происшествии, но получившее в результате такового одно или несколько тяжелых или легких ранений.

Дорожная обстановка:

1. **Автомагистраль**¹ – дорога, специально построенная и предназначенная для движения автотранспортных средств, которая не обслуживает придорожных владений и которая:

- a) За исключением отдельных мест или во временном порядке, имеет для обоих направлений движения отдельные проезжие части, отделенные друг от друга разделительной полосой, не предназначенной для движения, или, в исключительных случаях, другими средствами;
- b) Не имеет пересечений в одном уровне ни с дорогами, ни с железнодорожными или трамвайными путями, ни с пешеходными дорожками;
- c) Специально обозначена в качестве автомагистрали (БЕСТ, эо. 81)

Дорожно-транспортные происшествия, происходящие на въездах на автомагистрали и выездах с них, должны включаться в категорию дорожно-транспортных происшествий на автомагистралях.

2. **Населенный пункт**¹ – застроенная территория, въезды на которую и выезды с которой специально обозначены соответствующими знаками.

Водитель¹ – всякое лицо, управляющее транспортным средством, автомобилем и т.д. (включая велосипеды) или ведущее по дорогам скот, стада, упряжных, выючных или верховых животных.

Пассажир – любое лицо, кроме водителя, находящееся в или на транспортном средстве.

Пешеход – любое лицо, не являющееся водителем или пассажиром согласно приведенным выше определениям. К пешеходам приравниваются лица, везущие детскую коляску для больного, инвалидную коляску или любое другое транспортное средство небольших размеров и без двигателя, лица, ведущие велосипед или мопед, а также инвалиды, самостоятельно передвигающиеся в инвалидных колясках, или двигающиеся со скоростью.¹

Дорожное транспортное средство – транспортное средство на колесах, предназначенное для использования на дорогах.

Автомобиль¹ – механическое транспортное средство, используемое обычно для перевозки по дорогам людей или грузов или для буксировки по дорогам транспортных средств, используемых для перевозки людей или грузов. Этот термин охватывает троллейбусы, т.е. рельсовые транспортные средства, соединенные с электрическим проводом; он не охватывает такие транспортные средства, как сельскохозяйственные тракторы, использование которых для перевозки людей или грузов по дорогам или для буксировки по дорогам транспортных средств, используемых для перевозки людей или грузов, является лишь вспомогательной функцией.

Механическое транспортное средство¹ – любое самоходное дорожно-транспортное средство, за исключением мопедов и рельсовых транспортных средств.

Велосипед¹ – любое дорожное транспортное средство, которое имеет по крайней мере два колеса и приводится в движение исключительно мускульной энергией лиц, находящихся на этом транспортном средстве, в частности с помощью системы педалей, рычага или рукоятки (например, двухколесные, трехколесные, четырехколесные велосипеды, а также инвалидные коляски).

Мопед¹ – любое двух- или трехколесное дорожное транспортное средство, снабженное двигателем внутреннего сгорания с объемом цилиндра, не превышающим 50 см³ (3,05 куб. дюйма), и максимальная конструктивная скорость которого не превышает 50 км/час (30 миль/час).

Мотоцикл¹ – двухколесное дорожное автотранспортное средство с коляской или без коляски, включая мотороллеры, или трехколесное дорожное автотранспортное средство, вес которого порожняком не превышает 400 кг (900 фунтов). Этот термин не включает мопеды.

Легковой автомобиль – дорожное автотранспортное средство, иное, чем мотоцикл, предназначенное для перевозки

¹ Эти определения содержатся Конвенции о дорожном движении (Вена, 1968 г.) ив дополняющем ее Европейском соглашении или соответствуют содержащимся в этих документах определениям по существу.

пассажиров, в котором число сидячих мест (включая место водителя) не превышает девяти. Термин "легковой автомобиль" охватывает поэтому такси и автомобили, сдаваемые внаем, при условии, что в них имеется менее девяти сидячих мест.

Междугородный и городской автобус – дорожное автотранспортное средство для перевозки пассажиров с числом сидячих мест (включая место водителя) более девяти.

Троллейбус - пассажирское дорожное транспортное средство, в котором число сидячих мест (включая место водителя) превышает девять, которое соединено с электрическими проводами и которое не передвигается по рельсам.

Трамвай - пассажирское дорожное транспортное средство, в котором число сидячих мест (включая место водителя) превышает девять, которое соединено с электрическими проводами и передвигается по рельсам.

Дорожное транспортное средство для грузовых перевозок - дорожное транспортное средство, предназначенное исключительно или преимущественно для перевозки грузов.

Тягач - дорожное автотранспортное средство, предназначенное преимущественно или исключительно для буксировки других дорожно-транспортных средств.

Транспортное средство с полуприцепом¹ – состав из автомобиля и сцепленного с ним полуприцепа.

Состав транспортных средств¹ – сцепленные транспортные средства, которые участвуют в дорожном движении как одно целое.

Разрешенный максимальный вес¹ – общий вес неподвижного транспортного средства в снаряженном состоянии (включая вес водителя и всех других одновременно перевозимых лиц) и вес груза, объявленный допустимым компетентным органом страны регистрации транспортного средства.

В. Прочие определения

Причастные транспортные средства

Транспортные средства, непосредственно причастные к дорожно-транспортным происшествиям, и, по возможности, дорожно-транспортные средства, косвенно связанные с дорожно-транспортным происшествием, должны включаться в статистическую отчетную форму.

a) Непосредственно причастными считаются:

- i) Транспортные средства, одно из или находящихся в котором погибло или было ранено в результате дорожно-транспортного происшествия;
- ii) Транспортные средства, столкнувшиеся с одним или несколькими транспортными средствами (находящимися в движении, остановившимися или находящимися на стоянке), наехавшие на пешеходов, на животных или на другие препятствия;
- iii) Транспортные средства, водитель или пассажиры которых получили ранение при высадке или посадке в транспортное средство.

b) Косвенно причастными к дорожно-транспортному происшествию считаются:

- i) Транспортные средства, движение которых рассматривается как содействовавшее дорожно-транспортному происшествию, но которые сами не были непосредственно причастны к нему;
- ii) Остановившиеся или находящиеся на стоянке транспортные средства, положение которых рассматривается как содействовавшее дорожно-транспортному происшествию, но которые сами непосредственно в него вовлечены не были.

Причастные лица – подробности о всех лицах, раненых в дорожно-транспортных происшествиях, должны включаться в статистические данные вместе с подробными данными о водителях всех транспортных средств, непосредственно причастных к дорожно-транспортному происшествию, независимо от того, были ли они ранены или нет.

Тяжелые ранения – перелом, сотрясение, разрыв внутренних органов, размозжение, серьезные порезы и рваные раны, общий тяжелый шок, требующий медицинской помощи, и всякие иные серьезные повреждения, вызывающие необходимость в госпитализации.

Легкие ранения – второстепенные повреждения, как, например, вывихи и ушибы. Лица, жалующиеся на шок, но не получившие других повреждений, не должны рассматриваться данной статистикой как раненые, за исключением случаев, когда налицо совершенно явные симптомы шока и пострадавшие получили медицинскую помощь или явно нуждались в таковой.

Дорожно-транспортные происшествия, вызывающие материальный ущерб

Дорожно-транспортные происшествия, вызывающие материальный ущерб, являются дорожно-транспортные происшествия:

- a) Имевшие место или имевшие свое начало на дороге или улице, открытой для общего пользования;
- b) и результате которых по крайней мере одно из причастных транспортных средств получило или причинило исключительно материальный ущерб;

- с) в которых участвовало транспортное средство, находящееся в движении.

С. Отклонения от определения погибших и тяжелых и легких ранений

Значительные отклонения от общепринятого определения являются следующие:

Австрия: Начиная с 1966 года и до 1991 года, погибшими считаются лица, смерть которых наступает в течение трех дней после происшествия; лица, смерть которых наступает позднее, считаются ранеными. С 1992 года, применялось по мере возможности унифицированное.

Греция: Начиная с 1995 года, погибшими считаются лица, смерть которых наступает в течение тридцати дней после происшествия; лица, смерть которых наступает позднее, считаются ранеными.

Испания: Погибшими считаются лица, смерть которых наступает в течение 24 часов после происшествия; лица, смерть которых наступает позднее, считаются ранеными.

Латвия: Погибшими считаются лица, смерть которых наступает на месте происшествия или в течение 7 дней после него; лица, смерть которых наступает позднее, считаются ранеными.

Португалия: Погибшими считаются лица, смерть которых наступает на месте происшествия, во время их перевозки с этого места или немедленно после перевозки; лица, смерть которых наступает позднее, считаются ранеными.

¹ Эти определения содержатся Конвенции о дорожном движении (Вена, 1968 г.) ив дополняющем ее Европейском соглашении или соответствуют содержащимся в этих документах определениям по существу.

