

Vol. 5, No. 1, Spring 2003

# DRIVING *in Québec*

SPECIAL  
EDITION  
RIGHT TURNS ON  
RED LIGHTS

**"I PUT  
PEDESTRIANS FIRST"**  
*Right turns on red lights  
concern everyone!*



*Police officers*  
**ANSWER  
OUR QUESTIONS**

**RDPRM:**  
*five important  
letters*

*Useful  
addresses*  
**FOR VACATION  
PLANNING**



**EFF**

Québec 

# Sharing the road!



In Québec, cycling means:

- 1.7 billion kilometres travelled by some 3.5 million cyclists in 2000;
- over 500 000 persons devoting an average of 15 days of holidays a year to bicycle touring;
- close to 3000 km of roads designed for bicycle integration.

La Route verte



Transports  
Québec



## Message from **THE MINISTER OF TRANSPORT**



On April 13, 2003, Québec motorists will be able to turn right on red lights throughout the province, except on Montréal Island and at clearly marked intersections.

Pilot projects have shown that right turns on red are safe provided that motorists make the turns responsibly, cautiously, courteously and patiently.

The coming into force of right turns on red lights will enable Québec to harmonize its driving rules with those in the rest of North America. However, this new privilege for motorists implies significant responsibilities, such as continuing to give way to pedestrians and, above all, behaving courteously and in a public-spirited manner towards other road users.

In the past, Quebecers have adopted the use of seatbelts, changed their attitude toward drinking and driving and constantly improved the road death toll, all in an exemplary manner. I expect them to display the same discipline with respect to this new measure.

I encourage you to follow the safety rules presented in this guide, which are intended for all road users. I am confident that, when making decisions about right turns on red lights, you will bear in mind our "I put pedestrians first" campaign.

Happy reading!

SERGE MÉNARD  
Minister of Transport  
and Minister of Public Security

**PUBLISHER** Paul Thibaudeau

**IN COLLABORATION WITH** Ministère des Transports du Québec and the Société de l'assurance automobile du Québec

**PROJECT MANAGERS** Alain Mondy, Carl Tremblay

**COORDINATION** Véronique Pelchat, Francine Tremblay

**TEXT** Andrée LeMay

**TRANSLATION** Traductions Terrance Hughes inc.

**ARTISTIC DIRECTION AND COMPUTER GRAPHICS** Oracio Design Communication

**PRODUCTION MANAGER** Chantal Verdon

**ILLUSTRATIONS** Philippe Béha

**CARTOGRAPHY** Cartosynthèse

**PHOTOGRAPHY** Tango photographie

**PRE-PRINTING** Film-O-Progrès

**PRINTER** Quebecor World inc.

**PRINT RUN** 3.7 million

**DISTRIBUTION** Canada Post

*Driving in Québec* has been produced by EFF COMMUNICATION MARKETING INC. 430, rue Sainte-Hélène, bureau 301 Montréal (Québec) H2Y 2K7 Telephone: (514) 842-5161 Fax: (514) 842-5413 E-mail: eff@generation.net

To obtain additional copies of this guide, please call (514) 873-2605 (Montréal) or (418) 643-6864 (Québec City). Ce document est également disponible en français. Pour en obtenir un exemplaire, veuillez composer le (514) 873-2605 (Montréal) ou le (418) 643-6864 (Québec).

# CONTENTS

5 **RIGHT TURNS ON RED LIGHTS**

6 **MOTORISTS: WATCH OUT FOR PEDESTRIANS!**

7 **BE ALERT IN BAD WEATHER**

8 **TURNING RIGHT ON A RED LIGHT IS A PRIVILEGE, NOT AN OBLIGATION**

11 **CYCLISTS: BE ESPECIALLY CAUTIOUS AND OBEY ROAD SIGNS**

12 **PEDESTRIANS HAVE PRIORITY... AND OBLIGATIONS**

13 **NEW FINES IN THE HIGHWAY SAFETY CODE EFFECTIVE APRIL 13**

15 **MYSTERY WORD RIGHT TURNS ON RED AND ROAD SAFETY**

16 **POLICE OFFICERS ANSWER OUR QUESTIONS**

19 **LOOK ALL AROUND YOU A GLANCE COULD SAVE YOUR LIFE**

21 **SLOW AND STEADY WINS THE RACE...**

23 **DO NOT BUY SOMEONE ELSE'S DEBT... CONSULT THE RDPRM!**

24 **SUMMER HOLIDAYS AT LAST!**

26 **REMEMBER TO TAKE ALONG YOUR GUIDES**


29 **OUR READERS WRITE**

30 **ESSENTIAL TELEPHONE NUMBERS**



## RIGHT TURNS ON RED LIGHTS

*Starting April 13, 2003, motorists and cyclists may turn right on red lights, EXCEPT on Montréal Island and at intersections where road signs prohibit such turns.*



To ensure the safety of all road users, the ministère des Transports du Québec and the municipalities may install a prohibitory sign at certain intersections. The decision to prohibit right turns on red lights may reflect one or more of the following criteria:

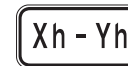
- an intersection that large numbers of pedestrians, elderly people, children, cyclists and individuals with reduced mobility are likely to use;
- insufficient visibility distance for safe manoeuvring;
- the specific layout of the intersection;
- the presence of traffic lights for pedestrians that allow them to cross one or more branches of the intersection;
- a level crossing near the intersection;

- the presence of audible signals that allow the visually disabled to more easily cross the intersection.

### Obey prohibitory signs



This sign prohibits right turns on red lights.



When the prohibition is of limited duration, this tab sign is attached underneath the prohibitory sign. It indicates the times at which the manoeuvre is prohibited.

### Did you know that...

the municipalities are responsible for the management of 85% of intersections equipped with traffic lights and the ministère des Transports du Québec for 15% of such intersections?

# MOTORISTS: WATCH OUT FOR PEDESTRIANS!

*Motorists have obligations with respect to pedestrians. With the introduction on April 13, 2003 of right turns on red, you must be especially cautious. Remember that a pedestrian is no match for an automobile in the event of an accident.*



- Make sure that it is safe to turn right on red.
  - Check blind spots to ensure that pedestrians or cyclists are not present.
  - Give way to pedestrians, motorists and cyclists who have already entered or are about to enter the intersection. Remember that pedestrians always have priority when the pedestrian crossing light authorizes them to cross or the traffic light is green.
- Be especially cautious with respect to children, the elderly, individuals with reduced mobility and pedestrians who are crossing the street slowly.
- Play close attention to visually impaired pedestrians accompanied by a seeing-eye dog or using a white cane.

## Before you turn right on a red light

### Stop

- It is compulsory to come to a full stop **before** you reach the stop line or the pedestrian crosswalk. Do not block the crosswalk.

### Look not once but twice

- Make sure that right turns on red are authorized. They are usually allowed at intersections, except on Montréal Island and when a road sign prohibits them.

### Decide

- A right turn on red is not compulsory. If you do decide to turn, only proceed if the lane is free.

### Civic-mindedness and courtesy

Do not honk at a motorist who decides not to turn right on a red light. Always display courtesy toward other road users.



# BE ALERT IN BAD WEATHER

Beware of fog, rain and snow, which reduce visibility and can increase your stopping distance. Engage in defensive driving.

Pedestrians are not always visible and may act unpredictably, especially in bad weather. Be doubly cautious: before you proceed, look carefully around your vehicle.



RIGHT TURN ON RED



I PUT  
PEDESTRIANS  
FIRST

Québec

# TURNING RIGHT ON A RED LIGHT IS A PRIVILEGE, NOT AN OBLIGATION

*It is a privilege that implies RESPONSIBILITIES toward pedestrians and cyclists.*



## Be patient with the elderly

- Elderly people usually walk more slowly than other pedestrians and may take more time to cross an intersection.
- Impaired vision may make it hard for them to assess distances, vehicle speeds and the time needed to cross the road.
- Hearing problems may distort their perception of traffic noise and prevent them from detecting danger.

**Crossing the road should not be a nightmare. Put yourself in their shoes.**

## Be especially cautious with children

- Children are small and less visible.
- They are also less attentive to traffic and may run across the street or between two cars.
- They are more vulnerable because their field of vision is limited.
- Their ability to anticipate events and make decisions is less developed than that of an adult.

**It is your duty to protect them.**



## Be tolerant with adolescents

- Adolescents also have difficulty anticipating traffic movements.
- The use of skateboards, which is allowed on sidewalks, sometimes makes them careless.
- They do not always use crosswalks.

- With right turns on red lights, they will have to be even more attentive to determine when the light turns green. If you advance and turn, they might wrongly think that the light is green and cross the road.

**Keep an eye on them as they are often reckless and unpredictable.**

## Be courteous toward the visually impaired

- To cross an intersection using a white cane or a seeing-eye dog is a complex undertaking that demands a great deal of attention and concentration.
- At intersections, the visually impaired rely on traffic noise to determine whether the light is red or green.
  - When vehicles stopped beside them start up, they know that the light is green and, at the same time, start to cross.



**When a visually impaired pedestrian is waiting to cross the intersection:**

- think first of the person's safety and avoid turning right on the red light;
- stop before the stop line and avoid blocking the crosswalk, since a visually impaired pedestrian may be forced into the path of oncoming traffic in order to get around your vehicle;

- Some people have trouble gauging traffic movements and speed.
- The hearing impaired cannot rely on traffic noise, which may explain why a pedestrian is hesitating to cross the street.

**Do not make life more difficult for them. Be patient and tolerant.**

**Keep an eye on cyclists**

- Cyclists move more quickly than pedestrians.
- They are less visible because they ride near cars and can suddenly appear out of nowhere.

**Be alert and vigilant.**



- do not honk to help the pedestrian as the information that you wish to transmit is hard to interpret.

**Show consideration for the disabled**

- The use of a cane, crutches or a wheelchair slows their progress. Moreover, having to negotiate sidewalks is an additional obstacle.
- It is harder to see someone in a wheelchair than other pedestrians.

Never pass a vehicle whose driver has decided not to turn right on red. Remember that passing in an intersection is already prohibited.

One accident in three involving pedestrians occurs between 3 p.m. and 7 p.m. in places where the posted speed limit is 50 km/h or less.

## CYCLISTS: BE ESPECIALLY CAUTIOUS AND OBEY ROAD SIGNS

*Starting April 13, 2003, cyclists, like motorists, will be able to turn right on red lights. However, be careful, since the same rules apply.*



**Stop**

- It is compulsory to come to a complete stop **before** you reach the stop line or the pedestrian crosswalk.
- Avoid stopping beside a truck or bus since you are outside the driver's field of vision.

**Look**

- Make sure that right turns on red are allowed and safe.
  - Give way to pedestrians, motorists and other cyclists who have priority and who have already entered or are about to enter the intersection. Remember that pedestrians always have priority when the pedestrian crossing light authorizes them to cross or the traffic light is green.
- Be especially cautious with respect to children, the elderly, individuals with reduced mobility or pedestrians who are crossing the street slowly.
- Pay close attention to visually impaired pedestrians accompanied by a seeing-eye dog or using a white cane.

**Decide**

- A right turn on red is not compulsory. If you do decide to turn, only proceed if the lane is free.

**Remember that the Highway Safety Code**

- stipulates that you must:
  - indicate your intentions in sufficient time to clearly alert motorists;
  - ride on the far right-hand side of the road, i.e. in the same direction as traffic, EXCEPT when the lane is obstructed, you are riding on a cycle path or you are about to turn left;
  - obey traffic lights, traffic markings and road signs;
  - use cycle paths;
- prohibits cyclists from riding:
  - on the sidewalk;
  - between two rows of vehicles travelling in the same direction.

# PEDESTRIANS HAVE PRIORITY... AND OBLIGATIONS

## Before crossing at an intersection

- Stop on the sidewalk or on the shoulder of the road.
- If there is a pedestrian crossing light, you have priority when the fixed silhouette appears. Otherwise, you have priority on the green light.



- Avoid crossing when the pedestrian crossing light is flashing, whether or not there is a digital countdown, but do hurry if you have already started to cross.



- Do not cross when the warning hand appears.
- Look to your left, ahead of you and to your right, then over your left shoulder to ensure that a vehicle is not about to enter the intersection.

## For your safety

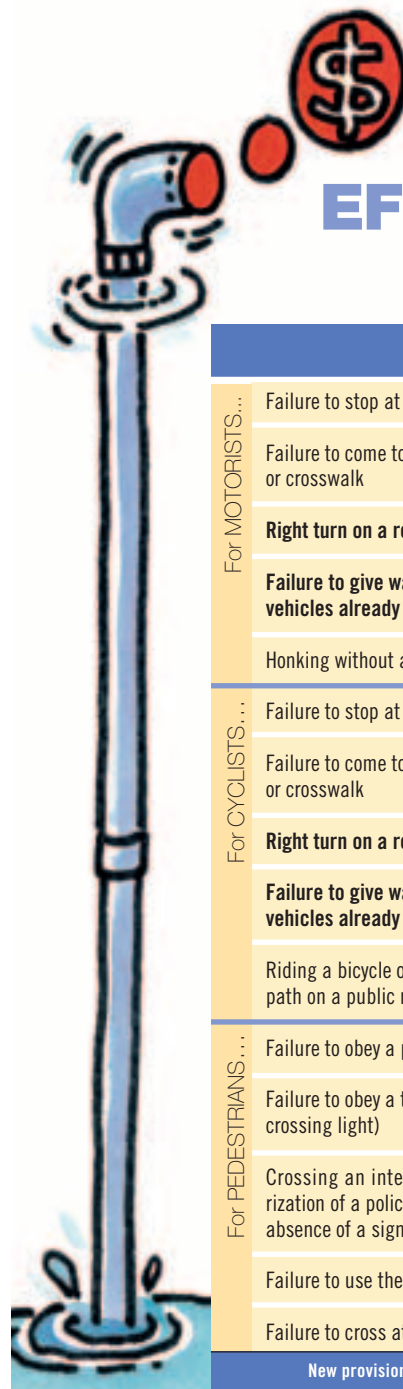
- Keep an eye on traffic, even at traffic lights, to ensure that motorists stop in time and give you priority to cross.
- Never cross the street between two parked vehicles.
- Establish eye contact with motorists before you cross.
- In gloomy weather, wear light-coloured clothing or accessories or attach reflective strips to them.

## Remember that the Highway Safety Code

- stipulates that you must:
  - obey pedestrian crossing lights or traffic lights;
  - walk on the sidewalk or, when there is no sidewalk, along the edge of the road, facing traffic;
  - cross at an intersection when there is one nearby;
- prohibits pedestrians from:
  - crossing an intersection diagonally, unless a police officer, a crossing guard or a road sign authorizes them to do so.



# NEW FINES IN THE HIGHWAY SAFETY CODE EFFECTIVE APRIL 13



	Infraction	Fine + costs*	Demerit points
For MOTORISTS...	Failure to stop at a red light	\$138	3
	Failure to come to a complete stop before the stop line or crosswalk	\$138	3
	<b>Right turn on a red light where prohibited</b>	<b>\$138</b>	<b>3</b>
	<b>Failure to give way to pedestrians, cyclists or motor vehicles already in or about to enter the intersection</b>	<b>\$138</b>	<b>3</b>
	Honking without a valid reason	\$138	—
For CYCLISTS...	Failure to stop at a red light	\$27	3
	Failure to come to a complete stop before the stop line or crosswalk	\$27	3
	<b>Right turn on a red light where prohibited</b>	<b>\$27</b>	<b>3</b>
	<b>Failure to give way to pedestrians, cyclists or motor vehicles already in or about to enter the intersection</b>	<b>\$27</b>	<b>3</b>
	Riding a bicycle on the sidewalk or failure to use a cycle path on a public road	\$27	—
For PEDESTRIANS...	Failure to obey a pedestrian crossing light at an intersection	\$27	—
	Failure to obey a traffic light (when there is no pedestrian crossing light)	\$27	—
	Crossing an intersection diagonally without the authorization of a police officer or a crossing guard or in the absence of a sign authorizing pedestrians to do so	\$27	—
	Failure to use the sidewalk along the road	\$27	—
	Failure to cross at a nearby intersection	\$27	—

New provisions are in boldface. \* The amounts indicated are subject to change.



# CONSULT THE RDPRM!



**Avoid unpleasant surprises...**

Before **buying** or **leasing** a vehicle,  
always consult\* the RDPRM

\* Fees are applicable for this service.

**TO FIND OUT MORE**

Montréal: (514) 864-4949

Québec City: (418) 646-4949

Toll free: 1 800 465-4949

[www.rdprm.gouv.qc.ca](http://www.rdprm.gouv.qc.ca)

**RDPRM**  
Registre des droits personnels et réels mobiliers

Justice  
**Québec**



## MYSTERY WORD

RIGHT TURNS ON RED AND ROAD SAFETY

— Nicole Hannequart —

Find the 8-letter word

- |  |                              |                                   |  |
|--|------------------------------|-----------------------------------|--|
| <b>A</b><br>able<br>April                        | <b>E</b><br>elderly<br>enter | <b>L</b><br>left<br>look          | <b>R</b><br>rain<br>respect<br>ride<br>right       |
| <b>B</b><br>beware                               | <b>F</b><br>fog              | <b>O</b><br>obey<br>obligations   | <b>S</b><br>safe<br>sign<br>snow<br>stop<br>street |
| <b>C</b><br>careful<br>children<br>Code<br>cross | <b>G</b><br>green            | <b>P</b><br>pedestrian<br>prevent |  |
|  | <b>I</b><br>intersection     |                                   |  |

N	E	R	D	L	I	H	C	R	O	S	S
O	A	L	R	E	S	P	E	C	T	C	O
I	B	I	D	T	R	E	R	A	W	E	B
S	L	G	R	E	E	N	A	R	L	G	L
I	E	E	V	T	R	U	W	E	O	W	I
V	E	E	F	U	S	L	A	F	O	O	G
T	N	L	T	T	T	E	Y	U	K	N	A
T	R	C	O	D	E	I	D	L	O	S	T
N	O	I	T	C	E	S	R	E	T	N	I
I	B	H	G	N	G	I	S	O	P	U	O
A	E	E	S	H	D	A	P	R	I	L	N
R	Y	V	R	E	T	N	E	F	A	S	S

**T**  
turn

**V**  
vehicle  
vision

**W**  
way



Solution on page 30.





Representatives of various police forces discuss right turns on red lights.

From left to right: Robert Poëti, head of the road safety service, Sûreté du Québec;

Chief Inspector Jean de Montigny, representing the Association des directeurs de police du Québec; and Inspector Michel Miron, head of the road safety and traffic section, Service de police de la Ville de Montréal.

## POLICE OFFICERS ANSWER OUR QUESTIONS



### Sûreté du Québec

Robert Poëti

**Q: Some people think that right turns on red lights will increase the number of accidents at intersections. Do you think this is true?**

Three key factors affect the number of traffic accidents: the environment, the condition of the vehicle and, above all, the motorist's behaviour. Motorists are responsible for safely turning right on a red light by coming

to a full stop at intersections, looking in all directions and checking blind spots, giving way to pedestrians, cyclists and motorists already in or about to enter the intersection, and deciding whether or not to turn.

**Q: Québec motorists are said to be undisciplined and, consequently, that they fail to give way to pedestrians and cyclists. Does their undisciplined behaviour pose a threat to road users once right turns on red lights are authorized?**



A.D.P.Q.

### Association des directeurs de police du Québec

Jean de Montigny

**Q: Some people are afraid that they will not know whether right turns on red lights are prohibited. Is their fear justified?**

There's no need to worry. Except for the City of Montréal, where right turns on red lights will not be allowed, clearly marked signs will be installed at intersections where such turns are prohibited. Moreover, if the prohibition is of limited duration, the times at which right turns on red are not allowed will be indicated on a tab sign.

**Q: If you had one piece of advice to give motorists, what would it be?**

First, I would advise them to be attentive and, above all, to display civic-mindedness and courtesy. It is essential that motorists show concern for the safety of other road users. The same is true of our attitude towards motorists who, for whatever reason, decide not to turn right on red.



### Service de police de la Ville de Montréal

Michel Miron

**Q: What role does the SPVM play in the application of right turns on red lights?**

Our role will differ from that of other police departments since, as you know, right turns on red lights will be prohibited on Montréal Island. We will monitor intersections to ensure compliance with the prohibition on right turns on red and with the *Highway Safety Code*.

To avoid confusion, we will inform road users. Starting April 13, we will very strictly control intersections and statements of offence will be issued to motorists, cyclists and pedestrians who fail to comply with the rule.

**Q: How will motorists and pedestrians know whether or not right turns on red lights are permitted?**

Right turns on red are prohibited on Montréal Island for the time being, which will be clearly indicated at the 17 key access points to the island. Outside Montréal Island, a prohibitory road sign will be placed at intersections where right turns on red are not allowed.

# Get rolling with **TECNIC** Contest

Sign up for a driving course at a participating Tecnic driving school

and you could WIN

## ▶▶▶ Your Kawasaki motorcycle

Your Kawasaki Vulcan 800 Classic 2003 motorcycle. A total value of \$10 000.



In collaboration with



MONETTE SPORTS Inc.  
251, des Laurentides Blvd.  
Laval (450) 668-6466  
1-800-263-6466  
www.monettesports.com



CENTRE DE LA MOTO VANIER Inc.  
176, Hamel Boulevard, Quebec  
(418) 527-6907 1-888-527-6907

## ▶▶▶ Your Mazda car

The use of a 2004 Mazda Protégés for one year, including insurance and registration. Approx. value of \$10 000.



In collaboration with



A little **click**  
for the road!

www.tecnic.ca



You have your driving licence? Test your knowledge using our online exams.

Use this privileged access code:

**9Z2CAQ**



Certain conditions apply. Rules available upon request at participating Tecnic driving schools.

# LOOK ALL AROUND YOU A GLANCE COULD SAVE YOUR LIFE

*A blind spot can prevent you from seeing another vehicle, a cyclist or a pedestrian. Do not be caught off guard: regularly check the sides and back of your vehicle, where there is a greater risk of a collision*

### Adjust your rear-view mirrors


- Adjust the inside rear-view mirror so that you can see the left and right sides of the rear window.
- The outside rear-view mirrors must be adjusted so that the rear fenders are just visible.

### Check blind spots

Even when your rear-view mirrors are properly adjusted, they only give you a partial view of blind spots on either side of and behind the vehicle.

To detect a vehicle, cyclist or pedestrian in a blind spot, quickly turn your head in the direction you are travelling and glance over your shoulder, without moving your body.

Moreover, do not stay too long in the blind spot of another vehicle or a cyclist. In this way, you can avoid an unexpected sudden manoeuvre by a motorist who has not checked his blind spots.



### SIGNAL YOUR INTENTIONS

Before you change lanes or turn, signal your intentions with your directional signals sufficiently in advance to ensure your safety and that of other road users.



## SLOW AND STEADY WINS THE RACE...

*Each year in Québec, speeding kills over 150 people and injures 6 000 others. Along with drunk driving, it is one of the leading causes of highway deaths.*

You are late and decide to slightly exceed the speed limit. You say to yourself that there is no danger since you are driving in a 50-km/h zone in the city. WRONG! Read on.

- Most accidents causing injury occur in 50-km/h zones.
- In the city, over a distance of 10 km, if you drive 70 km/h you will arrive at best **three minutes** before a motorist driving 50 km/h. Bearing in mind traffic conditions, your time gain will usually be **negative**.

To consider driving a race against time is to take risks that often have tragic consequences for you and anyone who has the misfortune to cross your path.

**SERIOUSNESS OF INJURIES TO A PEDESTRIAN OR CYCLIST DEPENDING ON VEHICLE SPEED AT THE TIME OF IMPACT**

20 km/h	30 km/h	40 km/h	55 km/h
Mild contusions	Disability can result	Disability	Almost certain death
	Death can result	Frequent deaths	

Don't let your friends drink **and** drive.

# Insist!

**Combat drunk driving**

Société de l'assurance automobile  
**Québec**

## SINCE 1978:

- \$10 billion for 700 000 road accident victims
- 60% fewer fatalities despite twice as many vehicles on the road

## EACH YEAR:

- 17 million driver's licence and registration transactions
  - 4.5 million driver's licences
  - 4.8 million vehicles

FOR **25** YEARS  
*People First*

Société de l'assurance  
automobile

Québec 



## DO NOT BUY SOMEONE ELSE'S DEBT... CONSULT THE RDPRM!

*At last, you have bought the car of your dreams at an unbeatable price. Several weeks later, a bailiff visits your home and seizes the vehicle because the previous owner had financed the vehicle and still owed \$5196 on it.*

*What should you do?*

- A) Assert that you acted in good faith.
- B) Alert the news media.
- C) Offer to pay the creditor the \$5196.
- D) Let the bailiff leave with the keys... and the car.

Perhaps you prefer option A or B. Unfortunately you will have to choose between C and D.

### Avoid risk

Had you consulted the register of personal and movable real rights (RDPRM), you would have learned that the previous owner had borrowed money to purchase the car, which would have changed everything. When you purchase a vehicle, you also acquire any debt attached to it.

### How to consult the register

- Use the vehicle identification number, a 17-digit serial number that appears on the registration certificate or the dashboard; and
- the vendor's or the apparent owner's name (date of birth is required for an individual).

### If, when you consult the RDPRM, you learn that the vehicle:

- does not belong to the person who wishes to sell or lease it long term to you;
- has been used as security;
- is subject to a debt;

**stop the transaction.**

**You have had a close call!**

You can carry out the same checks before buying or undertaking the long-term leasing of a motorcycle, a motor home, a snowmobile, an off-road vehicle, a trailer, a semitrailer, a mobile home, a boat, a personal watercraft or an aircraft.

### Avoid unpleasant surprises.

### Consult the RDPRM.

Web site: [www.rdprm.gouv.qc.ca](http://www.rdprm.gouv.qc.ca)

E-mail: [services@rdprm.gouv.qc.ca](mailto:services@rdprm.gouv.qc.ca)

Montréal: (514) 864-4949

Québec City: (418) 646-4949

Elsewhere in Québec: 1 800 465-4949

*A small fee applies to the consultation.*

# SUMMER HOLIDAYS AT LAST!

*Once you have chosen your vacation destination, you still have to get there. The advice below will help you arrive in top shape, the better to relax afterwards. Have a good summer, and happy driving!*



Here are some suggested games to make the trip pleasanter.

## Prepare yourself before you leave

- Use a road map to plan your itinerary and stops along the way.
- Determine with your co-pilot the location and numbers of highways and freeways and the freeway exits that you plan to take.
- Check weather forecasts.
- Check the hitch, tire pressure and lights of your trailer.

## Prepare your car

- Have checked your car's brakes, suspension, tires, engine oil and other fluids, lights, windshield wipers, cooling system, electrical equipment and hoses.
- Fill up the windshield washer system.
- Make sure that the spare tire is in good condition.

## Properly stow luggage

- Avoid carrying luggage in the passenger compartment.
- If you have to do so, make sure that it does not exceed the height of the rear seatbacks.
- Ensure that visibility is good at all times.

## On the road

- Get a good night's sleep the day before your departure.
- Wear comfortable clothing.
- Keep items such as first aid kits within easy reach.

- Make sure that passengers are safely seated and that their seatbelts are done up.
- Leave early in the morning to avoid traffic jams and take advantage of cooler weather.
- Eat light meals and do not consume alcohol.
- Do not drive more than four hours at a stretch and, ideally, not more than two hours. Stop in a safe place (not on the shoulder) to relax and stretch your legs.

## Shopping list

The first person says "I'm going shopping and I'm going to buy some oranges." The next one says "I'm going shopping and I'm going to buy some oranges and some cherries," and so on, with each passenger adding an item to the shopping list. The game ends when someone makes a mistake. Vary the game by changing the lists to reflect children's tastes, for example, toys, games, sports, favourite books, and so on.

## Do you know Québec?

One participant names a Québec municipality. The next player must name a municipality that begins with the last letter of the preceding one, for example Montréal - Lévis - Saint-Sauveur - Rouyn-Noranda - Asbestos, and so on. Settle disputes over spelling by checking a road map. To vary the game, use given names, surnames, the names of streets and animals, and so on.

## From A to Z

Find the letters of the alphabet in the usual order on road signs, licence plates, and so on. The winner is the first person to find all of the letters of the alphabet. One variation is to have a participant choose a word, for example «vacation,» then each participant must find the letters v-a-c-a-t-i-o-n. A letter that another player has seen may not be used.

## "Are we there yet?"

This is THE question that your children often ask, especially if you answer "We're almost there!" Be more specific and, above all, mention reference points that they know, for example "We'll be there in one hour/when the sun sets/once we have crossed the bridge/after your nap," and so on.

## KEEPING CHILDREN ENTERTAINED

Vacation trips are often long, especially for young passengers. To keep them entertained, bring along books, toys and games. However, remember that objects become veritable projectiles in the passenger compartment should you brake abruptly. A teddy bear is preferable to a metal truck.



## REMEMBER TO TAKE ALONG YOUR GUIDES...

*Sleeping under the stars is fine, when you are planning to do so. Otherwise, it's hardly fun.*

Think ahead to avoid misadventures. Get copies now of guides covering the region or regions that you plan to visit a few weeks from now. You will find all the information you need on accommodation, restaurants, tourist attractions, and sporting and cultural events to ensure an enjoyable vacation.



### Gaspésie... Simply spectacular!

Gaspésie is Québec's best-known tourism region. Discover its inviting mountains and sea coast.

Order a copy of our tourist guide:  
1 800 463-0323 • [www.tourisme-gaspesie.com](http://www.tourisme-gaspesie.com)



### Spend the summer in the Outaouais region

Lively urban areas border on calm natural settings, the perfect spot for a pleasant holiday.

Order our regional guide:  
1 800 265-7822 • [www.outaouais-tourism.ca](http://www.outaouais-tourism.ca)

*Be sure to reserve  
before you  
leave home.*



### Laval... it's lots of fun for the entire family!

Participate in the "hidden alligator" contest at [www.tourismelaval.com](http://www.tourismelaval.com) and try your luck at winning a holiday package in Laval.

Order our tourist guide:  
1 877 GO LAVAL



### The Charlevoix World Biosphere Reserve

has offered a dazzling array of tourist attractions for over 200 years.

Order our tourist guide:  
1 800 667-2276 • [www.tourisme-charlevoix.com](http://www.tourisme-charlevoix.com)



### Magnificent Duplessis!

La Route des Baleines allows visitors to discover sculptural works of nature and enjoy unforgettable experiences.

Order our tourist guide:  
1 888 463-0808 • [www.tourismecote-nord.com](http://www.tourismecote-nord.com)



### The Laurentians, a toast to summer!

Relax in one of our many resorts, spas, bed and breakfast properties or on one of our golf courses. Cycle in the P'tit Train du Nord linear park and more.

Order our tourist guide:  
1 800 561-6673 • [www.laurentides.com](http://www.laurentides.com)



Take advantage of your vacation to visit the regions of Québec. Remember, you may turn right on a red light, EXCEPT on Montréal Island and at intersections where a prohibitory road sign has been installed.



# Get away from it all with the... Québec Travel Booklet! SUMMER 2003



Tourist information  
Holiday packages  
Discount coupons  
Road maps

To obtain a copy of the guide free of charge:  
1 877 BONJOUR (1 877 266-5687)  
www.bonjourquebec.com



## OUR READERS WRITE

***Driving in Québec is a guide intended for all road users. Its objective is at once simple and ambitious, i.e. to enhance road safety through advice, tips and tricks of the trade.***

Following the publication of our previous edition (Winter 2002-2003), several thousand readers sent us highly relevant suggestions and comments. We were surprised at how many readers wished to address other motorists through the guide.

For the first time in Driving in Québec, we are pleased to present our readers' comments.

I find the guide very interesting. Although I have driven for a long time, I always learn something. — M. Tremblay, Saint-Antoine-des-Laurentides

I keep the guide in the car every year and give a copy to two nephews who are now driving. — H. Lavallée, Boucherville

The guide is very useful and informative. A copy of it should be sent to every Québec household. — Several thousand readers

Could you tell motorists not to linger alongside tractor semi-trailers when passing? The tires sometimes heat up and the tread detaches itself, which could cause an accident. — A long-distance truck driver

Could you remind motorists in your guide that the left-hand lane on freeways is a passing lane, to be used only for passing, otherwise motorists should remain in the right-hand lane. — Several hundred readers

You should ask motorists what irritates them the most. What I find unpleasant and stressful are drivers who tailgate. — Scores of readers

### What a good idea!

Write to us, we would be pleased to hear from you. In the next edition, we will present the findings of the survey.



### SURVEY

**Did you know that 85% of traffic accidents are caused by the behaviour of motorists, pedestrians and cyclists?  
WHAT BEHAVIOUR IRRITATES YOU THE MOST WHEN YOU ARE DRIVING?**

---

---

---

---

Name .....  
Address .....  
City ..... Postal Code .....

### RETURN TO :

DRIVING IN QUÉBEC, 430, rue Sainte-Hélène, bureau 301, Montréal (Québec) H2Y 2K7  
**OR BY E-MAIL AT:** [survey@drivinginquebec.com](mailto:survey@drivinginquebec.com)



## ESSENTIAL TELEPHONE NUMBERS

### ► **Ministère des Transports du Québec**

Québec City: **(418) 643-6864**  
 Montréal: **(514) 873-2605**  
 Elsewhere in Québec: Consult the blue pages  
 of the telephone directory  
 for the telephone number  
 of the nearest office.  
 Web site: **www.mtq.gouv.qc.ca**

### ► **RDPRM**

**Before you buy or lease a vehicle**  
*(fees are applicable for this service)*  
 Montréal: **(514) 864-4949**  
 Québec City: **(418) 646-4949**  
 Toll free: **1 800 465-4949**  
 Web site: **www.rdprm.gouv.qc.ca**

### ► **Société de l'assurance automobile du Québec**

Québec City: **(418) 643-7620**  
 Montréal: **(514) 873-7620**  
 Elsewhere in Québec: **1 800 361-7620**  
 Web site: **www.saaq.gouv.qc.ca**

ATS/ATME (for the hearing impaired)  
 Montréal: **(514) 954-7763**  
 Elsewhere in Québec: **1 800 565-7763**

Before lending or renting your vehicle,  
 check the validity of the driver's licence by calling  
**1 900 565-1212**  
*(a \$1.50 fee applies to each call)*  
 This service is available 24 hours a day.

### ► **Sûreté du Québec Urgence-dépannage**

All regions: **310-4141**  
 Cellular phone subscribers: **\*4141 (toll free)**  
 \* Same numbers for exclusive towing in certain  
 areas in Québec.

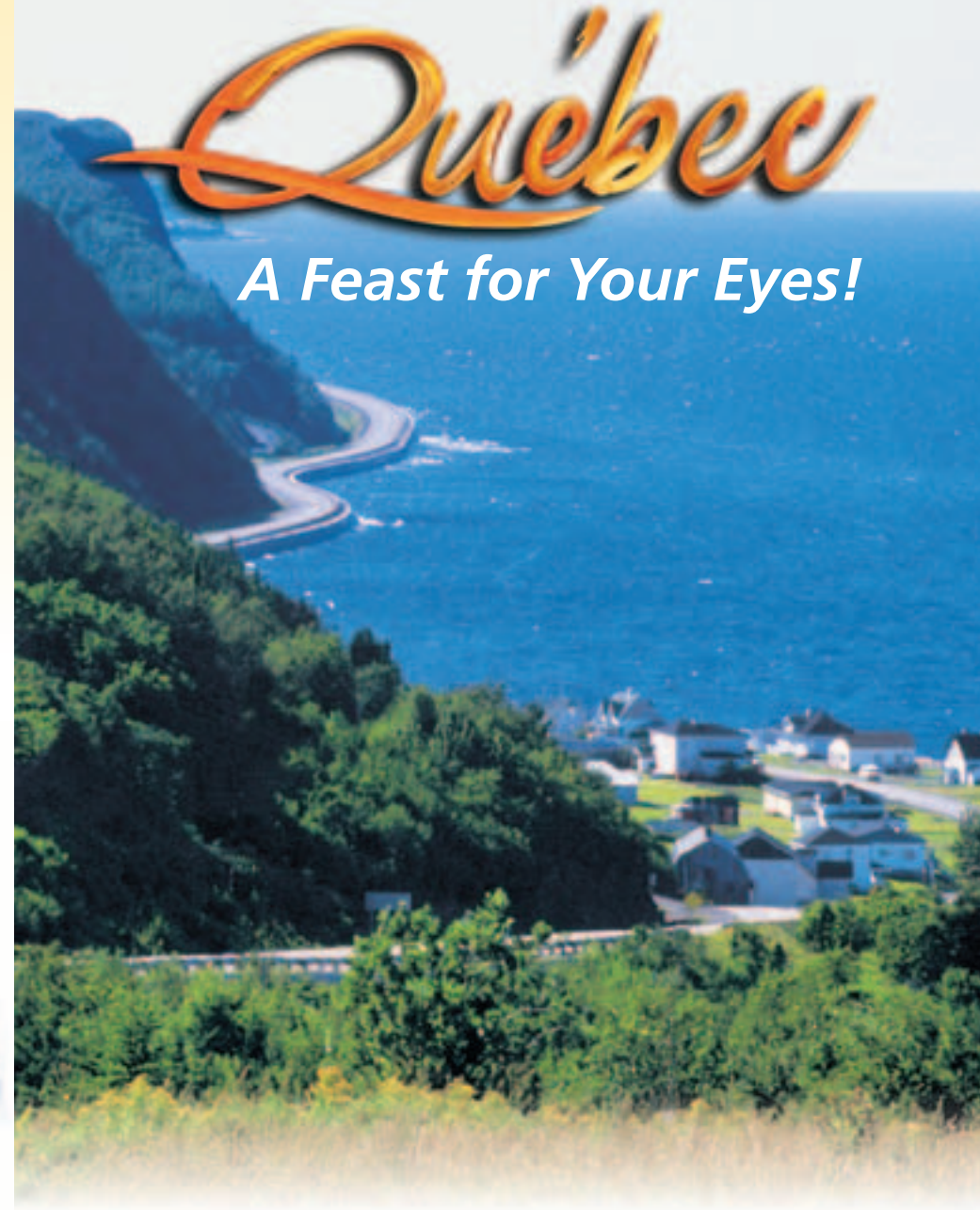
### ► **Tourisme Québec**

Montréal: **(514) 873-2015**  
 Elsewhere in Québec: **1 877 266-5687**  
 Web site: **www.bonjourquebec.com**

## SOLUTION MYSTERY WORD:

CAUTIOUS

N	E	R	D	L	I	H	C	R	O	S	S
O	A	L	R	E	S	P	E	C	T	C	O
I	B	I	D	T	R	E	R	A	W	E	B
S	L	G	R	E	E	N	A	R	L	G	L
I	E	E	V	T	R	U	W	E	O	W	I
V	E	E	F	U	S	L	A	F	O	O	G
T	N	L	T	T	T	E	Y	U	K	N	A
T	R	C	O	D	E	I	D	L	O	S	T
N	O	I	T	C	E	S	R	E	T	N	I
I	B	H	G	N	G	I	S	O	P	U	O
A	E	E	S	H	D	A	P	R	I	L	N
R	Y	V	R	E	T	N	E	F	A	S	S



# A Feast for Your Eyes!

Tourisme  
Québec



Information and reservations:  
**www.bonjourquebec.com**  
 1 877 BONJOUR (1 877 266-5687)





Auto Insurance

[www.wawanesa.com](http://www.wawanesa.com)

## Why trust Wawanesa to insure your home and car?

**Because** you'll get the insurance coverage that's exactly right for you.

**Because** you deal with knowledgeable Wawanesa insurance agents with a tradition of outstanding service.

**Because** you get competitive insurance rates and all applicable rebates.

**Because** if and when disaster strikes, your claim will be settled quickly.

**Because** for over 100 years, Canadians have trusted Wawanesa to insure them well.



Homeowner Insurance



Tenant Insurance



**Wawanesa**  
Auto & Home Insurance Specialists

© 2003 The Wawanesa Mutual Insurance Company. Founded in Canada in 1896.